

STAR WARS B3925

STAR WARS The Black Series Kylo Ren Force FX Deluxe Lightsaber Instruction Manual

Model: B3925

INTRODUCTION

This manual provides detailed instructions for the proper setup, operation, and care of your STAR WARS The Black Series Kylo Ren Force FX Deluxe Lightsaber. This collectible item is designed for display and role-play, featuring realistic light and sound effects. Please read all instructions carefully before use.

PRODUCT FEATURES

- Authentic design inspired by Star Wars entertainment.
- Realistic light and sound effects, including power-up, power-down, idle hum, motion, and clash sounds.
- Durable metal hilt construction.
- Crossguard blades with flickering light effect.
- Includes a display stand.

PACKAGE CONTENTS

- Kylo Ren Force FX Deluxe Lightsaber
- Display Stand
- Instruction Manual (this document)

Note: 3 AAA batteries are required and not included.




Image: The product packaging for the Star Wars The Black Series Kylo Ren Force FX Lightsaber.

SETUP

1. Battery Installation:

Locate the battery compartment on the hilt of the lightsaber. Insert 3 AAA batteries, ensuring correct polarity (+/-). Securely close the battery compartment.

2. Display Stand Assembly:

Assemble the polycarbonate display stand according to the diagrams provided. The stand is designed to hold the lightsaber securely for display.



Image: Kylo Ren Force FX Deluxe Lightsaber on its clear display stand, with the blade illuminated white.

3. Prepare for Use:

Carefully remove any protective films or stickers from the lightsaber hilt. Some stickers may be glued on and require gentle removal to avoid damaging the finish.

OPERATING INSTRUCTIONS

1. Power On/Off:

Locate the power switch, typically a slide switch, at the top of the hilt. Slide the switch to the "ON" position to activate the lightsaber. The main blade will illuminate, followed by the crossguard blades, accompanied by sound effects. Slide the switch to the "OFF" position to deactivate.



Video: Demonstration of the Kylo Ren Force FX Lightsaber activating, showing the blade and crossguards illuminating with sound effects.

2. Sound and Light Effects:

The lightsaber features an idle hum when active. Movement and impact will trigger corresponding sound effects. The blade and crossguards exhibit a flickering light effect, simulating an unstable Kyber crystal.



Image: Kylo Ren Force FX Deluxe Lightsaber with its red blade and crossguards fully illuminated, resting on its clear display stand.

3. **Usage Guidelines:**

This lightsaber is primarily a collectible and prop. While durable, it is not designed for heavy dueling or impact. Excessive force may damage the blade or internal components.

MAINTENANCE

- **Cleaning:**
Wipe the hilt and blade with a soft, dry cloth. Do not use abrasive cleaners or immerse the lightsaber in water.
- **Storage:**
When not in use, store the lightsaber on its display stand in a cool, dry place away from direct sunlight to prevent damage to the electronics and materials. Remove batteries if storing for extended periods.

TROUBLESHOOTING

Problem	Possible Cause	Solution
Lightsaber does not power on.	Batteries are dead or incorrectly installed. Power switch is not fully engaged.	Replace batteries with fresh AAA batteries, ensuring correct polarity. Ensure the power switch is firmly in the "ON" position.
Sound effects are weak or absent.	Low battery power. Speaker obstruction.	Replace batteries. Ensure the speaker area on the hilt is clear of debris.
Blade or crossguards have dark spots/dead LEDs.	Manufacturing defect. Damage from impact.	Contact customer support for assistance.
Crossguard blades feel loose.	Manufacturing variation.	This may be a characteristic of some units. If it affects functionality or is excessively loose, contact customer support.

SPECIFICATIONS

- **Model Number:** B3925
- **Brand:** STAR WARS (Hasbro)
- **Product Dimensions:** 3.11 x 45.12 x 15.51 inches
- **Item Weight:** 5.46 pounds
- **Batteries:** 3 AAA batteries required (not included)
- **Recommended Age:** 14 years and up






WARRANTY AND SUPPORT

Specific warranty information for the STAR WARS The Black Series Kylo Ren Force FX Deluxe Lightsaber is not provided in this manual. For details regarding warranty coverage, returns, or technical support, please refer to the manufacturer's official website or contact their customer service department directly.
Manufacturer: Hasbro

For additional product information, you may visit the official[STAR WARS Store on Amazon](#).

© 2023 STAR WARS / Hasbro. All rights reserved.

Related Documents - B3925

	<p>Star Wars Lightsaber Prop Guidebook: A Deep Dive into Iconic Prop Design</p> <p>Discover the intricate details of Star Wars lightsaber props with this comprehensive guidebook by Seth M. Sherwood. Explore variants from the Original, Prequel, and Sequel Trilogies, including component analysis and construction techniques.</p>
	<p>Star Wars Unlimited: Reglas Completas</p> <p>Reglamento completo del juego de cartas coleccionables Star Wars: Unlimited, detallando todas las reglas, mecánicas, y estructura de juego para una experiencia profunda.</p>
	<p>Star Wars Lightsaber Hand Blender Operating and Safety Instructions</p> <p>This document provides operating and safety instructions for the Star Wars Lightsaber Hand Blender (Model No. IB-SRW-VAD1, IB-SRW-ANAK). It includes definitions of hazard levels, important safeguards, usage instructions, care and cleaning guidelines, and environmental disposal information.</p>
	<p>Star Wars Waffle Maker WM5-SRW-DVST: Operating, Safety, and Recipe Guide</p> <p>Comprehensive guide for the Star Wars Waffle Maker WM5-SRW-DVST, covering operating instructions, important safety information, care and maintenance, and a Belgian waffle recipe. Includes definitions of safety alert symbols and tips for optimal waffle making.</p>
	<p>Star Wars Sith Holocron Series 2 User Guide</p> <p>Instructions and information for the Star Wars Sith Holocron Series 2, including activation, crystal insertion, and connecting with other holocrons.</p>
	<p>Star Wars Yoda Animated Figure Assembly and Operation Instructions</p> <p>Official assembly and operation instructions for the Star Wars Yoda animated figure (Model 4124175). Includes parts list, step-by-step assembly guide, operation modes, warnings, and care instructions.</p>