

urban 564A

Urban 564A Motorcycle Disc Lock User Manual

Model: 564A | Brand: Urban

PRODUCT OVERVIEW

The Urban 564A is a compact, lightweight, and portable disc lock designed for motorcycles, scooters, electric bikes, and bicycles with disc brakes. It features a hardened steel shaft and an anti-drill security lock for enhanced protection. Its highly visible yellow color acts as a deterrent and makes it easy to locate.

Key Features

- Compact and Portable:** Mini design, lightweight, perfect for various two-wheeled vehicles with disc brakes. Features a Ø5mm hardened steel shaft.
- Anti-Drill Security:** High-security lock with an anti-drill ball for maximum resistance against theft attempts.
- Easy to Use:** Click locking system allows for quick, one-handed operation without needing a key to lock.
- High Visibility:** Striking yellow color enhances deterrence and visibility.
- Durable Construction:** Made with 100% metallic body for reliability.





The Urban 564A Disc Lock in yellow, shown with its two keys.

SETUP AND INSTALLATION

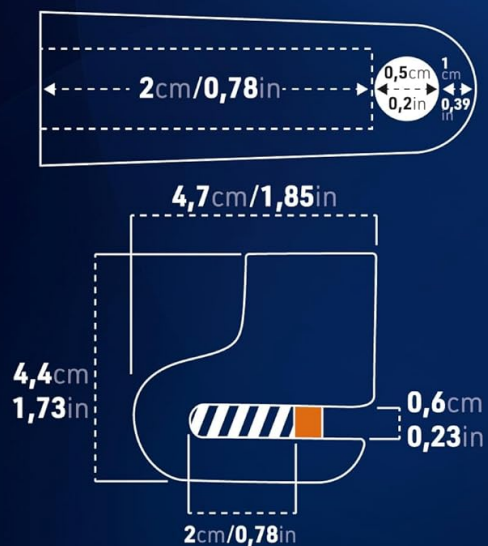
Checking Compatibility

Before use, ensure your vehicle's disc brake is compatible. The Urban 564A requires a disc hole or space with a diameter of at least 5mm (0.2 inches) and a distance of less than 2cm (0.78 inches) from the outside edge to the first hole.

UR564A

DISCLOCKCHECKING

UNIVERSAL



MEASURE YOUR BRAKE DISC TO KNOW IF IT IS COMPATIBLE

From the outside to the first hole or space of more than 5mm in diameter, for the UR564A to be compatible it must have a distance of less than 2cm.

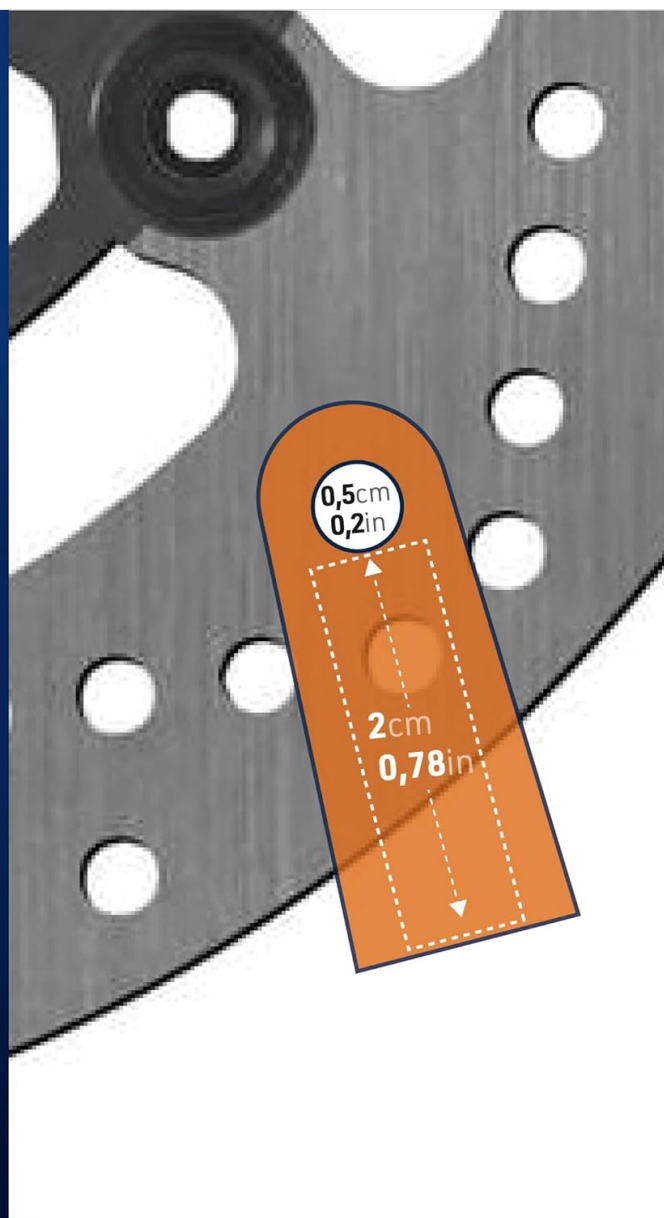


Diagram illustrating how to measure your brake disc for compatibility with the Urban 564A lock.

Attaching the Lock

1. Identify a suitable hole or slot on your vehicle's brake disc.
2. Align the lock's pin with the chosen hole.
3. Press the locking mechanism down firmly until you hear a "click." The lock is now engaged.



urban
security

+VISIBLE

100%
METALLIC
BODY

5 mm
0.2 in
Ø

UNIVERSAL
MOTO / BIKE
SCOOTER

ORIGINAL MINI SIZE

The Urban 564A Disc Lock securely attached to a vehicle's brake disc.



ANTI-DRILLING STEEL BALL

The locking mechanism offers greater **resistance** to drill attacks.



LOCK IT WITH ONE HAND AND WITHOUT THE KEY



QUICKER AND EASIER TO USE



Demonstration of the quick and easy click-locking system.

OPERATING THE LOCK

Locking

To lock the device, simply push the locking pin down into the disc hole until it clicks into place. No key is required for locking.

Unlocking

Insert one of the provided keys into the lock cylinder. Turn the key clockwise to release the locking pin. Remove the lock from the disc.



The two unique keys provided with the Urban 564A Disc Lock.

MAINTENANCE

To ensure the longevity and smooth operation of your Urban 564A Disc Lock, follow these maintenance guidelines:

- Keep the lock clean and free from dirt and debris. Wipe it with a soft, dry cloth regularly.
- Periodically apply a small amount of graphite lubricant or a specialized lock lubricant to the keyhole and locking mechanism. Avoid using oil-based lubricants as they can attract dirt.
- Store the lock in a dry place when not in use, preferably in its included carrying pouch, to protect it from moisture and dust.



The Urban 564A Disc Lock, its keys, and the convenient carrying pouch.

TROUBLESHOOTING

Lock is difficult to engage or disengage

Ensure the disc brake hole is clear of obstructions. Apply a small amount of lock lubricant to the pin and key mechanism. If the issue persists, check for any physical damage to the lock or the disc.

Key is stuck or difficult to turn

Do not force the key. Apply a small amount of lock lubricant into the keyhole and gently try to wiggle the key while turning. Ensure the key is fully inserted.

Lock does not click into place

Verify that the disc brake is properly aligned with the lock's pin. Ensure no debris is obstructing the locking

mechanism.

SPECIFICATIONS

Feature	Detail
Brand	Urban
Model Name	564A
Lock Type	Pin Tumbler
Material	Hardened Steel
Special Feature	Key Unlock, Anti-Drill Security
Recommended Uses	Electric Scooter, Scooter, Biking, Motorbike
Color	Yellow
Item Weight	0.16 Kilograms (5.5 ounces)
Pin Diameter	5mm (0.2 inches)
Dimensions (L x W x H)	3.23 x 2.95 x 1.81 inches

WARRANTY AND SUPPORT

Warranty Information

The Urban 564A Disc Lock comes with a **2-year warranty** against manufacturing defects. To claim warranty service, a purchase ticket is required, and all original keys must be returned.

Customer Support


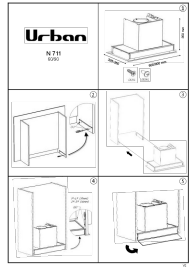


For any assistance or inquiries regarding your Urban 564A Disc Lock, please contact Urban Security customer support. Visit the official Urban Security store on Amazon for more information: [Urban Security Store](#).

© 2024 Urban Security. All rights reserved.


This manual is for informational purposes only.

Product of Artago Secure.

Related Documents

	<p>URBAN NEXA Smartwatch User Manual</p> <p>User manual for the URBAN NEXA smartwatch, detailing setup, features like Bluetooth calling, sports modes, health tracking, and device functions. Learn how to charge, pair, and use all functionalities.</p>
	<p>Urban N 711 60/90 Range Hood Installation Guide</p> <p>Comprehensive installation instructions for the Urban N 711 60/90 range hood, including an optional carbon filter kit. Learn how to properly mount and secure your kitchen appliance.</p>
	<p>URBAN TEMPO Smartwatch User Manual: Features, Setup, and Usage</p> <p>Comprehensive user manual for the URBAN TEMPO smartwatch. Learn how to set up, sync, use Bluetooth calling, track fitness, manage settings, and explore all features of your URBAN TEMPO device.</p>
	<p>URBAN Pulse Smartwatch User Manual and Features</p> <p>Comprehensive guide to the URBAN Pulse smartwatch, covering setup, Bluetooth calling, app integration, sports modes, music control, and basic functions.</p>

Documents - urban – 564A



[Mitutoyo Measuring Instruments Catalog US-1005](#)

Explore the comprehensive Mitutoyo Measuring Instruments Catalog US-1005, featuring high-accuracy micrometers, calipers, gages, hardness testers, CMMs, and advanced metrology solutions. Discover precision tools for quality control and manufacturing, supported by Mitutoyo's global network of sales, service, and calibration centers.

lang:en score:18 filesize: 63.66 M page_count: 580 document date: 2019-11-07

