

## Sauder 417593

# Sauder Cottage Road Book Shelf Instruction Manual

Model: 417593

## 1. INTRODUCTION

---

This manual provides comprehensive instructions for the assembly, operation, maintenance, and care of your Sauder Cottage Road Book Shelf, Model 417593. This versatile library bookcase features three adjustable shelves and two framed panel doors, designed to enhance organization and style in various rooms.





Image 1.1: Sauder Cottage Road Book Shelf, Soft White Finish.

## 2. SAFETY INFORMATION

---

- **Weight Limit:** Do not exceed the maximum weight capacity of 50 pounds per shelf. Overloading can cause instability and damage.
- **Tip-Over Prevention:** For safety, especially in households with children or pets, it is highly recommended to secure the bookcase to a wall using the provided safety strap.
- **Assembly:** Assemble the unit on a soft, clean surface to prevent scratches. Ensure all hardware is securely tightened before use.
- **Placement:** Place the bookcase on a level surface to ensure stability.

## 3. PACKAGE CONTENTS

---

Your Sauder Cottage Road Book Shelf package includes all necessary materials, hardware, and detailed

assembly instructions. Please verify all components are present before beginning assembly.

### 3.1. Tools Required for Assembly

- Phillips Head Screwdriver
- Hammer

## 4. SETUP AND ASSEMBLY

---

Follow the step-by-step instructions provided in the included assembly guide. It is crucial to follow these instructions precisely to ensure proper construction and stability of the unit.

### 4.1. Key Assembly Tips

- **Identify Parts:** All parts are clearly labeled. Match them with the diagrams in the assembly guide.
- **Hardware:** Use the correct hardware for each step as indicated in the instructions. Do not overtighten screws.
- **Backing Panel:** The thin backing panel requires many nails. If you intend to route electrical cords, measure and cut openings before attaching the backing.
- **Door Alignment:** The doors feature adjustable hinges. If doors appear misaligned after initial assembly, use the adjustment screws on the hinges to achieve proper alignment.

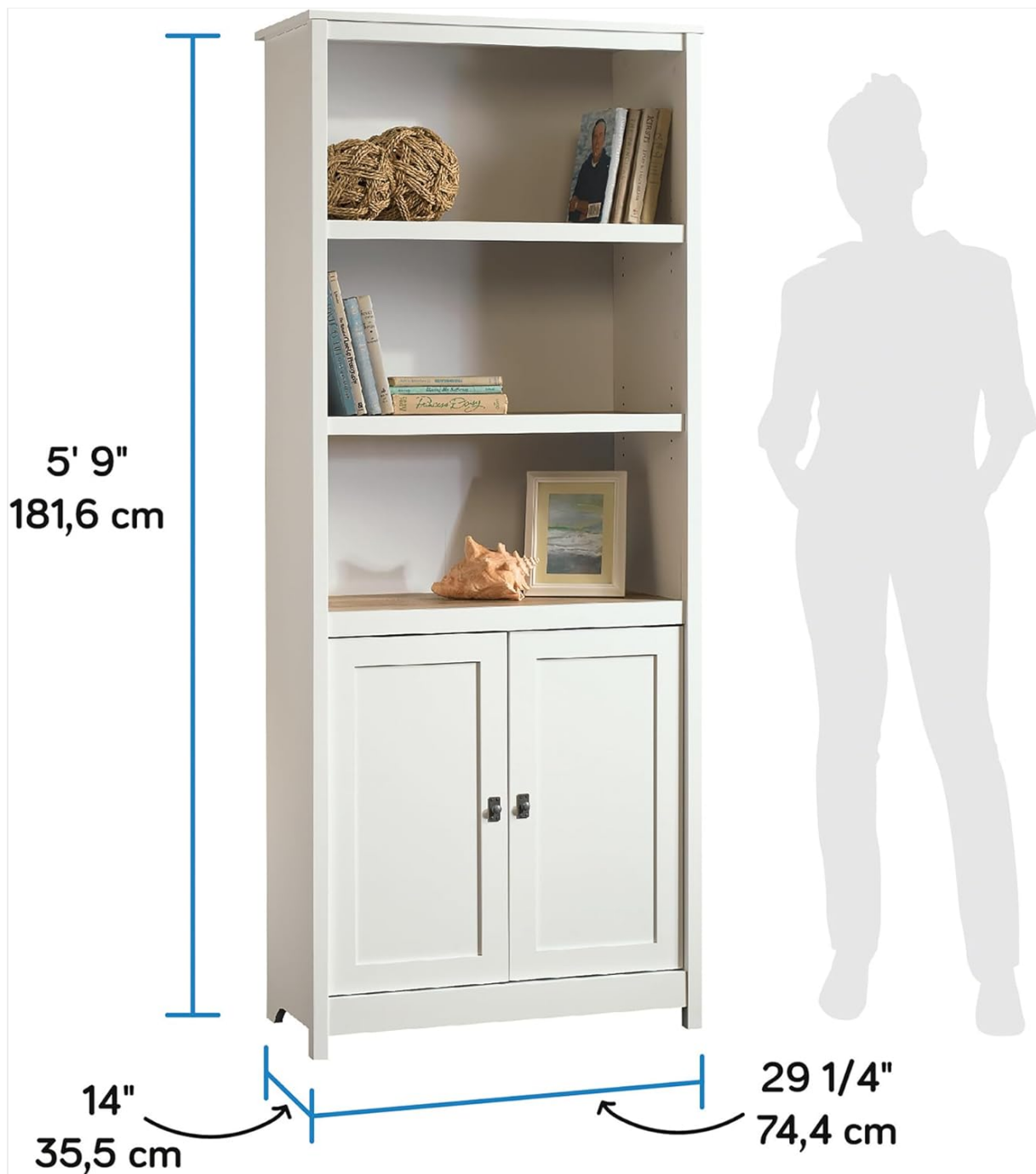


Image 4.1: Product dimensions: 29 1/4 inches wide, 14 inches deep, and 5 feet 9 inches (71.5 inches) tall.

## 5. OPERATING AND USAGE

The Sauder Cottage Road Book Shelf is designed for versatile storage and display. Its adjustable shelves and concealed storage areas offer flexibility for various items.

### 5.1. Adjustable Shelves

The unit features three adjustable shelves in the open section and one adjustable shelf behind the doors. To adjust a shelf, remove any items, lift the shelf, and reposition the shelf pins into the desired holes. Ensure all four pins are securely seated before placing items on the shelf.

### 5.2. Storage Applications

This bookcase is suitable for a variety of uses:

- **General Storage:** Organize books, decorative items, and personal belongings.

- **Office:** Store files, office supplies, and reference materials.
- **Laundry/Utility:** Keep cleaning supplies, towels, or craft items neatly stored.
- **Bath:** Ideal for toiletries and linens.
- **Keepsakes/Collectibles:** Display cherished items on the open shelves.
- **Kitchen/Dining:** Store cookbooks, dinnerware, or small appliances.



## General Storage

Image 5.1: Book shelf demonstrating general storage with one door open, revealing an adjustable shelf inside.

## Laundry/Utility



## Office



Image 5.2: Two examples of the book shelf's versatility: one in a laundry/utility room storing cleaning supplies, and another in an office setting with books and storage boxes.



### Many other storage options



Bath



Craft/Hobby



Keepsakes/Collectibles



Kitchen/Dining

Image 5.3: Four detailed views illustrating diverse uses for the book shelf, including storage for bath items, craft supplies, collectibles, and kitchenware.

## 6. MAINTENANCE

Proper care will ensure the longevity and appearance of your bookcase.

- **Cleaning:** Wipe surfaces with a dry cloth. Avoid abrasive cleaners or harsh chemicals that may damage the finish.
- **Spills:** Immediately wipe up any spills with a soft, dry cloth to prevent moisture damage.
- **Inspection:** Periodically check all hardware connections and tighten if necessary to maintain structural integrity.

## 7. TROUBLESHOOTING

If you encounter issues during or after assembly, consider the following:

- **Wobbling:** Ensure the bookcase is on a level surface. Re-check all cam locks and screws to confirm they are fully tightened. Secure the unit to the wall using the provided safety strap.
- **Misaligned Doors:** Adjust the screws on the door hinges. Most hinges allow for vertical, horizontal, and

depth adjustments to achieve perfect alignment.

- **Missing Parts:** If any parts are missing or damaged, refer to the Support section for assistance.

## 8. SPECIFICATIONS

---

Feature	Detail
Model Name	Cottage Road
Model Number	417593
Dimensions (L x W x H)	29.29" x 13.98" x 71.50" (74.4 cm x 35.5 cm x 181.6 cm)
Item Weight	88 Pounds (39.9 kg)
Weight Limit (per shelf)	50 Pounds (22.7 kg)
Number of Shelves	3 adjustable open shelves, 1 adjustable shelf behind doors
Finish Type	Soft White Finish with Lintel Oak accents
Material	Engineered Wood
Assembly Required	Yes
Product Care	Wipe with Dry Cloth

## 9. WARRANTY INFORMATION

---

Your Sauder Cottage Road Book Shelf is protected by a **5-year limited warranty** covering parts. Please retain your proof of purchase for warranty claims. For detailed warranty terms and conditions, refer to the documentation included with your product or contact Sauder customer support.

## 10. SUPPORT







---


For assistance with assembly, missing parts, or any other product-related inquiries, please contact Sauder customer support.

- **Live Chat:** On-demand support available.
- **Assembly Tip Videos:** Helpful insights for assembly.
- **Replacement Parts:** Quick shipping for necessary components.
- **Domestic Call Center:** Ready to assist with your questions.

Visit the official Sauder website or refer to the contact information provided in your product packaging for direct support channels.



	<p><a href="#">Sauder Heritage Hill Collection Library Bookshelf Assembly Instructions - Model 102795</a></p> <p>Step-by-step assembly instructions for the Sauder Heritage Hill Collection Library Bookshelf, Model 102795. Includes parts list, hardware identification, safety warnings, and warranty information. Available in English, French, and Spanish.</p>
	<p><a href="#">Sauder 5-Shelf Bookcase Assembly Instructions &amp; Safety Guide</a></p> <p>Comprehensive assembly instructions, part identification, hardware guide, and safety information for the Sauder 5-Shelf Bookcase, Model 414602, Trestle Collection.</p>
	<p><a href="#">Sauder 2-Shelf Bookcase User Manual - Assembly and Safety Guide</a></p> <p>A comprehensive guide for assembling the Sauder 2-Shelf Bookcase (Model 414237), including detailed step-by-step instructions, parts identification, hardware list, safety precautions, and warranty information.</p>
	<p><a href="#">Sauder 5-Shelf Bookcase (Model 415542) Assembly Instructions and Safety Guide</a></p> <p>Comprehensive assembly guide for the Sauder 5-Shelf Bookcase (Model 415542), including parts identification, step-by-step instructions, safety warnings, and warranty information. Learn how to safely assemble and use your Sauder furniture.</p>
	<p><a href="#">Sauder Narrow Bookcase Assembly Instructions - Model 420283</a></p> <p>Comprehensive assembly guide for the Sauder Narrow Bookcase, Harvey Park Collection, Model 420283. Includes detailed steps, part identification, hardware list, safety precautions, and warranty information.</p>
	<p><a href="#">Sauder Edge Water Utility Cart/Stand Assembly Manual - Model 418794</a></p> <p>Comprehensive assembly instructions and safety guide for the Sauder Edge Water Utility Cart/Stand (Model 418794). Includes part identification, hardware details, step-by-step assembly, and warranty information.</p>



## [\[pdf\]](#) Warranty Label

417593 indd S010176 sauder s7d9 scene7 Need help Visit Sauder to view video assembly tips or chat with a live rep Prefer the phone Call 1 800 523 3987 Share your journey! is content OfficeFurniturecom sauder.com Here s one for the books. Library with Doors Cottage Road Collection **417593** Need help Visit Sauder.com to view video assembly tips or chat with a live rep. Prefer the phone Call 1-800-523-3987. Share your journey NOTE: THIS INSTRUCTION BOOKLET CONTAINS IMPORTANT SAFETY INFORMATION... lang:en score:38 filesize: 1.21 M page\_count: 28 document date: 2017-04-27