

Atomic Aquatics Frameless 2 Scuba Diving Mask with Compact Travel Case

ATOMIC AQUATICS Frameless 2 Mask User Manual

Model: Frameless 2 Scuba Diving Mask with Compact Travel Case (04-0631-MD)

1. INTRODUCTION AND OVERVIEW

The ATOMIC AQUATICS Frameless 2 Mask is engineered for both scuba diving and snorkeling, offering an expansive and clear view. It features a comfortable, soft face seal designed for extended wear. This manual provides essential information for the proper use, care, and maintenance of your mask.

The Frameless 2 Dive Mask builds upon the popular Atomic Frameless Mask, enhancing comfort for prolonged dive times. Its unique dual hardness silicone skirt incorporates an "UltraSoft" face seal, ensuring superior comfort and a secure fit across various face shapes (Standard, Medium, and Large fit sizes available). The design integrates a special sealing flange with a softer grade of silicone for improved sealing.

2. KEY FEATURES

- **Unparalleled Comfort:** Special UltraSoft silicone provides a comfortable face seal and fit, suitable for all face shapes. The design features no exposed external frame.
- **UltraClear Lenses:** Equipped with optical quality, distortion-free UltraClear lenses that offer exceptional clarity and high light transmission without color distortion. This maximizes light for improved visibility, especially in low light conditions.
- **Wide View:** The mask is designed to provide a wide range of vision, enhancing situational awareness underwater.
- **Compact Travel Case:** The mask is designed to fold flat, fitting conveniently into the included compact travel case for easy transportation and protection.
- **Durable Construction:** Built with unmatched durability and resistance to breakage.
- **Hydrodynamic Styling:** Sleek design with no external frame for reduced drag.
- **Low Volume:** The low-volume design allows the lens to sit closer to the eyes, providing a wider viewing angle in all directions.
- **Squeeze-to-Adjust Buckles:** Low-profile buckles are easy to use and fold flat for storage.

3. SETUP AND FITTING

1. **Initial Inspection:** Before first use, inspect the mask for any signs of damage or manufacturing defects. Ensure the silicone skirt is free of tears and the lens is clear.

2. Adjusting the Strap:

- Place the mask gently on your face without the strap, ensuring a comfortable fit around your eyes and nose.
- Pull the strap over the back of your head.
- Use the low-profile squeeze-to-adjust buckles to tighten the strap. The strap should be snug enough to hold the mask in place without being uncomfortably tight. Overtightening can cause discomfort and leaks.

3. Fit Test:

- With the mask on your face and the strap loose, inhale gently through your nose. The mask should suction to your face and stay in place without holding the strap.
- If air leaks in, adjust the strap or reposition the mask until a good seal is achieved.

4. **Hair Management:** Ensure no hair is caught under the silicone skirt, as this will break the seal and cause leaks.



Figure 3.1: Front view of the Atomic Aquatics Frameless 2 Mask, showcasing its sleek design and UltraClear lens.



Figure 3.2: The Frameless 2 Mask shown with its included compact travel case, designed for easy storage and transport.



Figure 3.3: Close-up view highlighting the UltraSoft silicone flange, which naturally conforms to facial curves for a comfortable and positive seal.



Figure 3.4: Detail of the low-profile squeeze-to-adjust buckle, demonstrating its ease of use for strap adjustments.

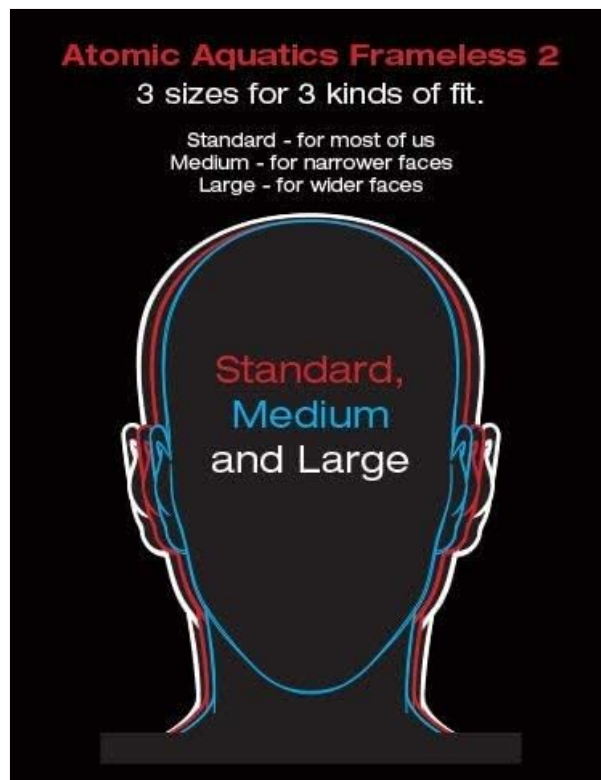


Figure 3.5: An illustrative diagram indicating the Standard, Medium, and Large fit sizes available for the Atomic Aquatics Frameless 2 Mask, designed to accommodate various face shapes.

4. OPERATING INSTRUCTIONS

The Atomic Aquatics Frameless 2 Mask is designed for simplicity and performance. Once properly fitted, its operation is straightforward:

1. **Clearing the Mask:** If water enters the mask during use, tilt your head slightly upwards, press the top of the mask firmly against your forehead, and exhale slowly through your nose. The air will push the water out from the bottom of the skirt.
2. **Equalizing Pressure:** When descending, it is crucial to equalize the pressure in your ears and sinuses to prevent discomfort or injury. This is typically done by pinching your nose through the mask's nose pocket and gently blowing

through your nose. The soft nose pocket of the Frameless 2 Mask allows for easy access for equalization.

3. **Surface Use:** When on the surface, the mask can be worn comfortably around the neck or pushed up onto the forehead if not actively in use.



Figure 4.1: Side view illustrating the low-volume design of the mask, which allows the lens to sit closer to the eyes for an enhanced field of vision.

5. MAINTENANCE AND CARE

Proper maintenance will extend the life of your Atomic Aquatics Frameless 2 Mask and ensure optimal performance.

- **Rinsing:** After each use, thoroughly rinse your mask with fresh, clean water. This removes salt, chlorine, and other debris that can degrade the silicone and lens.
- **Drying:** Allow the mask to air dry completely in a cool, shaded area before storing. Avoid direct sunlight, as prolonged exposure can cause the silicone to yellow and become brittle.
- **Storage:** Store the mask in its included compact travel case to protect the lens and skirt from scratches, dust, and pressure. Keep it away from extreme temperatures and chemicals.
- **Cleaning the Lens:** For stubborn spots or film on the lens, use a mild soap solution and a soft cloth. Avoid abrasive cleaners or materials that could scratch the UltraClear lens.
- **Anti-Fog Treatment:** Before each dive, apply a commercial anti-fog solution or a small amount of saliva to the inside of the lens, rub it around, and then rinse lightly. This helps prevent fogging during use.

6. TROUBLESHOOTING

Problem	Possible Cause	Solution
Mask leaks	Strap too tight or too loose Hair caught under skirt Facial hair (mustache) Mask not properly seated	Adjust strap for a snug but comfortable fit. Clear all hair from under the skirt. Apply silicone grease to mustache area or trim. Reposition mask on face.
Lens fogs up	New mask residue Lack of anti-fog treatment Temperature difference	Clean new mask lens thoroughly with toothpaste (non-gel) or a specialized mask cleaner to remove manufacturing residue. Apply anti-fog solution or saliva before each use. Rinse mask with water of similar temperature to the environment.
Discomfort on face	Strap too tight Incorrect mask size/fit	Loosen strap. Ensure you have the correct fit (Standard, Medium, or Large).

7. SPECIFICATIONS

Attribute	Detail
Brand	Atomic Aquatics
Model Name	Frameless 2 Scuba Diving Mask with Compact Travel Case
Model Number	04-0631-MD
ASIN	B00S8JZFVO
Material	Silicone
Color	Black
Age Range (Description)	Adult
Frame Material	Silicone
Closure Type	Buckle
Number of Windows	1 (Single Lens)
Strap Type	Adjustable
Item Package Dimensions L x W x H	6.7 x 4.6 x 3.7 inches
Package Weight	0.7 Pounds
Item Dimensions L x W x H	8 x 4 x 4 inches
Suggested Users	Unisex-adult
Number of Items	1
Sport	Scuba Diving





8. WARRANTY AND SUPPORT


The Atomic Aquatics Frameless 2 Mask comes with a**Limited Lifetime Warranty**. For specific details regarding warranty coverage, claims, or technical support, please refer to the official Atomic Aquatics website or contact their customer service directly.

You can visit the Atomic Aquatics Store for more information:[Atomic Aquatics Store](#)

© 2023 Atomic Aquatics. All rights reserved.

Related Documents - Frameless 2 Scuba Diving Mask with Compact Travel Case

	<p>Full Face Diving Mask: Features, Sizing, Use, and Maintenance Guide</p> <p>Comprehensive guide for a full face diving mask, covering how to choose the right size, product features, package contents, usage conditions, important warnings, assembly, wearing instructions, tips, and maintenance. Includes detailed descriptions of visuals and icons.</p>
	<p>XIAOTREE M2068 Full Face Snorkel Mask User Manual and Guide</p> <p>Comprehensive user manual for the XIAOTREE M2068 Full Face Snorkel Mask, covering assembly, wearing instructions, maintenance, safety warnings, and usage conditions. Learn how to properly use and care for your snorkel mask for optimal underwater viewing.</p>
	<p>Atomic Aquatics Regulator Owners Manual: T2x, ST1, M1, B2, Z2/Z2x</p> <p>Comprehensive owners manual for Atomic Aquatics T2x, ST1, M1, B2, and Z2/Z2x scuba diving regulators. Covers features, setup, operation, maintenance, and warranty information.</p>
	<p>Atomic Aquatics Regulator Service Manual: Technical Procedures for First and Second Stages</p> <p>Comprehensive technical service procedures for Atomic Aquatics first and second stage regulators, including models T1x, T1, B1, B2, Z1, M1, and SS1. Covers maintenance, troubleshooting, and assembly/disassembly.</p>



[Cressi Astra 2100 Diving Mask User Manual](#)

Comprehensive user manual for the Cressi Astra 2100 diving mask, covering usage, safety precautions, maintenance, and care instructions for optimal performance and longevity.



[OCEAN REEF Neptune Space Full Face Mask Owner's Manual](#)

Comprehensive owner's manual for the OCEAN REEF Neptune Space Full Face Mask, detailing its features, operation, maintenance, troubleshooting, and warranty information for SCUBA divers.