

Intermec CK3XAA4M000W4400

Intermec CK3X Mobile Computer User Manual

Model: CK3XAA4M000W4400

INTRODUCTION

This manual provides comprehensive instructions for the setup, operation, maintenance, and troubleshooting of your Intermec CK3X Mobile Computer. Please read this manual thoroughly before using the device to ensure proper functionality and to prevent damage.

The Intermec CK3X is a robust mobile computer designed for various data collection tasks, featuring an alphanumeric keypad, an EX25 near-far 2D imager, and wireless connectivity options.

PRODUCT OVERVIEW



Figure 1: Front view of the Intermec CK3X Mobile Computer, showing its display and alphanumeric keypad.

The Intermec CK3X Mobile Computer is equipped with an Intel Xscale PXA270 520 MHz processor, 128 MB RAM, 512 MB Flash memory, and a 3.5-inch LCD. It features a 51-key alphanumeric keyboard and supports 802.11a/b/g/n wireless LAN and Bluetooth connectivity. The device is designed for durability and compliance with WEEE and RoHS standards.

Key Features:

- Intel Xscale PXA270 520 MHz Processor
- 128 MB RAM / 512 MB Flash Memory
- 3.5-inch LCD Display

- 51-Key Alphanumeric Keyboard
- EX25 Near-Far 2D Imager
- 802.11a/b/g/n Wireless LAN
- Bluetooth Connectivity
- Extended Battery Included

SETUP

1. Unpacking and Initial Inspection

Carefully remove all components from the packaging. Verify that all items listed in the "What's in the Box" section are present and undamaged. If any items are missing or damaged, contact your supplier immediately.

What's in the Box:

- Intermec CK3X Mobile Computer (with integrated keypad)
- Extended Battery
- Power Cord
- Quick Start Guide

2. Battery Installation and Charging

1. Locate the battery compartment on the rear of the device.
2. Insert the extended battery, ensuring it clicks securely into place.
3. Connect the power cord to the device's charging port and then to a power outlet.
4. Allow the device to charge fully before first use. The charging indicator light will change color or turn off when charging is complete.

3. Initial Power On and Configuration

1. Press and hold the power button until the device powers on.
2. Follow the on-screen prompts to complete the initial setup, including language selection, date and time settings, and network configuration.
3. Connect to a Wi-Fi network (802.11a/b/g/n) for software updates and application downloads.

OPERATING INSTRUCTIONS

1. Basic Navigation

- **Touchscreen:** Use your finger or a stylus to navigate menus, select icons, and input data.
- **Keypad:** Utilize the alphanumeric keypad for data entry and function key shortcuts. Refer to the keypad layout for specific key functions (e.g., F1-F6, numeric keys, alphabet keys).

2. Barcode Scanning

1. Open the application that requires barcode scanning.
2. Point the EX25 near-far 2D imager at the barcode. Ensure the barcode is within the scanner's field of view.
3. Press the scan trigger button (typically located on the side of the device).
4. A successful scan will usually be indicated by an audible beep or a visual confirmation on the screen.

3. Wireless Connectivity

- **Wi-Fi:** Access Wi-Fi settings through the device's main menu to connect to available networks.
- **Bluetooth:** Enable Bluetooth to pair with compatible devices such as printers or headsets.

MAINTENANCE

1. Cleaning the Device

- Use a soft, lint-free cloth slightly dampened with water or a mild, non-abrasive cleaning solution.
- Do not spray cleaning solutions directly onto the device.
- Avoid using harsh chemicals, solvents, or abrasive materials, as these can damage the device's surface or screen.
- Regularly clean the scanner window to ensure optimal scanning performance.

2. Battery Care

- To maximize battery life, avoid fully discharging the battery frequently.
- Store the device and batteries in a cool, dry place when not in use for extended periods.
- Replace the battery if you notice a significant decrease in operating time.

3. Software Updates

Periodically check for and install software updates to ensure your device has the latest features, security patches, and performance improvements. Updates can typically be found through the device's system settings or the manufacturer's support website.

TROUBLESHOOTING

Problem	Possible Cause	Solution
Device does not power on.	Battery is depleted or not properly installed.	Ensure battery is fully charged and correctly seated. Connect to power adapter.
Barcode scanner not working.	Scanner window is dirty; incorrect application; barcode damaged.	Clean scanner window. Ensure correct application is open. Try scanning a different barcode.
Cannot connect to Wi-Fi.	Incorrect password; out of range; network issue.	Verify Wi-Fi password. Move closer to access point. Restart device and router.
Device is unresponsive.	Software error or temporary freeze.	Perform a soft reset (refer to device documentation for specific key combination). If persistent, a hard reset may be necessary (data loss possible).

SPECIFICATIONS

Feature	Detail
Model Number	CK3XAA4M000W4400
Manufacturer	Honeywell International, Inc
Processor	Intel Xscale PXA270 520 MHz

Feature	Detail
Memory (RAM)	128 MB
Storage (Flash)	512 MB
Display	3.5-inch LCD
Keypad	51-Key Alphanumeric Keyboard
Imager	EX25 Near-Far 2D Imager
Wireless Connectivity	802.11a/b/g/n Wireless LAN, Bluetooth
Item Weight	1.1 pounds
Product Dimensions	3.27 x 2.4 x 8.5 inches
Power Source	Battery Powered
Compliance	WEEE, RoHS

WARRANTY AND SUPPORT

Warranty Information

The Intermec CK3X Mobile Computer typically comes with a manufacturer's limited warranty. Please refer to the warranty card included with your product or visit the Honeywell International, Inc. official website for detailed warranty terms and conditions. Keep your proof of purchase for warranty claims.



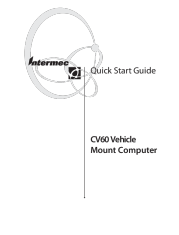

Customer Support

For technical assistance, service, or additional support, please contact Honeywell International, Inc. customer service. Support contact information can usually be found on the manufacturer's website or in the product packaging.
Note: Protection plans may be available for extended coverage. Consult your retailer for details on available protection plans.



© 2024 Intermec / Honeywell International, Inc. All rights reserved.
This manual is for informational purposes only. Specifications are subject to change without notice.

Related Documents

	<p>CK3NG Mobile Computer Frequently Asked Questions</p> <p>This document provides answers to frequently asked questions about the Intermec CK3X and CK3R mobile computers, covering their features, specifications, and compatibility.</p>
	<p>Intermec CN51 Mobile Computer User Manual</p> <p>Comprehensive user manual for the Intermec CN51 Mobile Computer running Windows Embedded Handheld 6.5. Covers features, setup, operation, configuration, troubleshooting, and specifications for efficient mobile workforce management.</p>
	<p>Intermec CV60 Vehicle Mount Computer Quick Start Guide</p> <p>This Quick Start Guide provides essential information for setting up and operating the Intermec CV60 Vehicle Mount Computer, including unpacking, port connections, system configuration, and basic troubleshooting.</p>
	<p>Intermec CN51 Tethered Stylus Replacement Instructions Part 943-389-001</p> <p>Official instructions for replacing the tethered stylus on the Intermec CN51 handheld computer. This document, part number 943-389-001, provides essential information for maintaining your device. Includes company details from Intermec Technologies Corporation.</p>



[pdf]

intermec ck3x mobil adatgyujto hu files digicode |||

INTERMEC CK3X MOBIL ADATGYJT Cm: 1054 Budapest, Bank utca 6. II. em. 9.
Telefonszm: 36 1 700 4460; ... info digicode.hu INTERMEC CK3X TERMK
CSOMAGOK CK3XAA4K000W4100 CK3XAA4K000W4400 CK3XAA4M000W4100
CK3XAA4M000W4400 CK3XAB4K000W4100 CK3XAB4K000W4400
CK3XAB4M000W4100 CK3XAB4M000W4400 Honeywell/Inte...
lang:tl **score:24** filesize: 609.38 K page_count: 6 document date: 2019-09-27




[pdf] Flyer

Top Runner Program Jan July Flyer 2018 FINAL backend bluestarinc fileadmin bluestar typo3 US

Manufacturer Microsites Honeywell Promotions |||

Top Runner Program SAVE UP TO 170 WITH INSTANT REBATES ON OUR MOST
POPULAR PRODUCTS Honeywell has ... amera, 802.11 a/b/g/n, Bluetooth, Android
6 GMS, Client Pack, Std Temp, FCC CK3X CK3XAA4K000W4100
CK3XAA4M000W4400 CK3XAA4K000W4400 CK3X, Alphanumeric, EA30 Standard
Range Imager, No Camera, 802.11...
lang:en **score:17** filesize: 534.79 K page_count: 2 document date: 2018-02-05



[pdf] Flyer

Top Runner Program Back By Popular Demand Flyer Honeywell na top runner promotion flyer usa
ingrammicro Documents vendors h honeywell |||

Top Runner Is Back By Popular Demand. Everyday Value * * Offer term: 10/1/15
12/31/15 SAVE UP TO ... reader MSR / Black / USB cable / Documentation 25 CK3X
CN51 CK3XAA4K000W4400 CK3XAA4M000W4100 **CK3XAA4M000W4400**
CN51AN1KCF1A1000 CN51AN1KN00W0000 CN51AN1KCF1W1000 CK3X /
Alphanumeric / EA30 Stan...
lang:en **score:17** filesize: 275.17 K page_count: 3 document date: 2015-09-25

INTERMEC QTR 3 2015

BLUESTAR PRODUCT CATALOG

Carrie Brooks
cbrooks@bluestarinc.com

[\[pdf\]](#) Catalog

INTERMEC Q3 bluestarinc 80 fileadmin bluestar typo3 documents Catalog 2015 Catalogs


INTERMEC QTR 3 2015 Carrie Brooks cbrooks bluestarinc.com Table of Contents

Category Page PRINT ... 3XAA4K000W4100 CK3XAA4K000W4110

CK3XAA4K000W4400 CK3XAA4K000W4410 CK3XAA4M000W4100

CK3XAA4M000W4110 **CK3XAA4M000W4400** MSRP 2,009.00 2,399.00 2,195.00
2,592.00 2,593.00 3,003.00 2,779.00 DESCRIP...

lang:i-klngon **score:16** filesize: 5.72 M page_count: 45 document date: 2015-09-30



[\[pdf\]](#) Catalog


credit application BlueStar Untitled \$21 00 DATAMAX O NEIL SPARE PART SWIVEL BELT LOOP \$349

INTERMEC MAG STRIPE READER FOR GREY HG3 AR 2 1 C02 INCLUDES SOFTCARD SMARTTAP

Catalog Q4 2016 reduced bluestarinc media temp

MANUFACTURER LISTINGS CREDIT APPLICATION DATE: _____ BLUESTAR
SALES REP: _____ ... DED BATTERY, EX25 NEARFAR 2D
IMAGER,WLAN, WIN EMBEDDED 6.5, STANDARD SOFTWARE, NON-
STANDARD, NC/NR **CK3XAA4M000W4400** 2,779.00 INTERMEC, CK3X MOBILE
COMPUTER, ALPHANUMERIC KEYPAD, EX25 NEAR-FAR 2D IMA...

lang:en **score:12** filesize: 31.79 M page_count: 284 document date: 2016-11-14



[\[pdf\]](#) Accessories Catalog

Untitled Catalog Q4 2016 honeywell backend bluestarinc fileadmin bluestar typo3 documents

ANTENNAS HONEYWELL ACCESSORIES HONEYWELL CAPTUVO

ACCESSORIES SKU MSRP DESCRIPTION 6000279ANT ... DED BATTERY, EX25
NEARFAR 2D IMAGER,WLAN, WIN EMBEDDED 6.5, STANDARD SOFTWARE,
NON-STANDARD, NC/NR **CK3XAA4M000W4400** 2,779.00 INTERMEC, CK3X
MOBILE COMPUTER, ALPHANUMERIC KEYPAD, EX25 NEAR-FAR 2D IMA...

lang:i-klngon **score:10** filesize: 8.92 M page_count: 92 document date: 2018-02-26