

YONGNUO YN300 III

YONGNUO YN300 III LED Video Light Instruction Manual

Model: YN300 III

1. INTRODUCTION

The YONGNUO YN300 III is a high-quality LED video light designed for professional photography and videography. It features 300 LED lamp beads, offering high brightness and uniform light distribution. This manual provides detailed instructions for the proper setup, operation, and maintenance of your YN300 III LED video light.

2. WHAT'S IN THE BOX

Please verify that all items listed below are included in your package:

- 1 x YN300 III 5600K LED Video Light
- 1 x Remote Controller
- 1 x Handle
- 1 x Hot Shoe Adapter
- 2 x CT Filter (Color Temperature Filters)
- 1 x Mini Stand
- 1 x User Manual (in Chinese and English)




Image: YONGNUO YN300 III LED Video Light, remote controller, handle, hot shoe adapter, CT filters, mini stand, and user manual.

3. PRODUCT FEATURES

- **High-Quality LED Beads:** Equipped with 300 high-quality LED lamp beads, providing high brightness and a longer service life.
- **Color Temperature:** Fixed at 5600K, suitable for daylight-balanced shooting.
- **Adjustable Brightness:** Features encoder digital dimming for precise brightness control.
- **Efficient Driving Chip:** Utilizes a professional LED driving chip for stable light output and 93% efficiency.
- **Infrared Remote Control:** Allows for remote adjustment of brightness and power.
- **Multiple Fixing Methods:** Can be mounted on a lamp holder using the handle or placed on a desktop with the micro base.
- **Color Temperature Plates:** Includes two CT filters for adapting to different lighting environments.
- **Automatic Settings Save:** Automatically saves the last brightness setting in manual mode.

YN300 III

✓ Mobile Phone APP

✓ 2.4G Wireless Remote Controller

300 ✓
LED Beads

2280 ✓
Lumen

18W ✓
Output Power



Image: Front view of the YN300 III LED Video Light with barn doors open, illustrating its key specifications: 300 LED beads, 2280 lumens, and 18W output power.

4. SETUP

4.1 Powering the Device

The YN300 III can be powered by either an NP-F series battery (not included) or an optional AC power adapter (not included).

- **Battery Installation:** Open the battery compartment cover on the back of the unit. Insert a compatible NP-F series battery (e.g., NP-F550, NP-F750, NP-F970) into the slot, ensuring correct polarity. Close the cover securely.
- **AC Adapter Connection:** If using an AC adapter, connect the adapter's output plug to the DC input port on the side of the light. Plug the AC adapter into a wall outlet.

4.2 Mounting the Light

- **On-Camera Mounting:** Attach the hot shoe adapter to your camera's hot shoe mount. Secure the YN300 III

onto the hot shoe adapter.

- **Handheld Use:** Screw the handle into the threaded hole at the bottom of the light for handheld operation.
- **Mini Stand Use:** Attach the mini stand to the bottom of the light for desktop or flat surface placement.
- **Light Stand Mounting:** The hot shoe adapter can also be mounted onto a standard light stand with a 1/4-inch screw.



Image: Rear view of the YN300 III, displaying the battery compartment, power switch, and the digital dimming knob.

5. OPERATING INSTRUCTIONS

5.1 Power On/Off

Locate the power switch on the back of the unit. Slide it to the 'ON' position to power on the light. Slide it to 'OFF' to power off.

5.2 Adjusting Brightness

The YN300 III features a digital dimming encoder knob on the back. Rotate the knob to increase or decrease the light's brightness. The brightness level will be displayed on the digital screen.

- **Fine-Tuning Mode:** Press the dimming knob once to switch to fine-tuning mode for more precise brightness adjustments. Press again to return to coarse adjustment.

5.3 Using Color Temperature Filters

The YN300 III comes with two CT filters (orange and white). These can be inserted into the slots on the front of the light to modify the color temperature of the output. The orange filter warms the light, while the white filter acts as a diffuser.

5.4 Remote Control Operation

The included infrared remote controller allows for convenient adjustment of the light's settings from a distance.



Image: The YN300 III LED Video Light shown with its infrared remote control and a smartphone displaying the control app interface, indicating wireless control capabilities.



Image: Close-up of the YN300 III's infrared remote control and the corresponding smartphone application, illustrating the buttons and digital interface for brightness and channel selection.

6. REMOTE CONTROL

The infrared remote controller provides wireless control over the YN300 III. Ensure the remote's battery is installed correctly.

- **Power Button:** Press to turn the light on or off.
- **Brightness Adjustment:** Use the '+' and '-' buttons to increase or decrease brightness.
- **Channel Selection:** The remote may feature channel buttons (e.g., CH1-CH8) to control multiple YN300 III units independently or simultaneously if they are set to the same channel.
- **Color Temperature Buttons:** While the YN300 III 5600K model has a fixed color temperature, some remotes may include buttons for 5500K/3200K. These buttons will not affect the 5600K model.

For advanced control, the YN300 III also supports control via a mobile phone application (Bluetooth connectivity). Refer to the app's instructions for pairing and usage.

7. MAINTENANCE

- **Cleaning:** Use a soft, dry cloth to clean the light's surface. Do not use harsh chemicals or abrasive materials.
- **Storage:** When not in use, store the light in a cool, dry place, away from direct sunlight and excessive humidity. Remove batteries if storing for extended periods.
- **Handling:** Handle the unit gently. Avoid dropping or subjecting it to strong impacts, as this may damage internal components.
- **Battery Care:** Use only compatible NP-F series batteries. Follow battery manufacturer guidelines for charging and disposal.

8. TROUBLESHOOTING

Problem	Possible Cause	Solution
Light does not turn on.	Battery is depleted or not installed correctly. AC adapter is not connected or faulty. Power switch is off.	Charge or replace the battery. Ensure AC adapter is securely connected and functional. Turn the power switch to 'ON'.
Brightness cannot be adjusted.	Dimming knob or remote control is faulty.	Try adjusting with both the knob and the remote. Ensure remote battery is functional.
Remote control not working.	Remote battery is depleted. Obstruction between remote and light. Incorrect channel selected.	Replace remote battery. Ensure clear line of sight. Verify the light and remote are on the same channel.
Light flickers or is unstable.	Low battery power. Faulty power source.	Charge or replace battery. Try a different power source (AC adapter or another battery).

9. SPECIFICATIONS

Feature	Specification
Model	YN300 III
Light Source	300 LED beads
Color Temperature	5600K
Product Dimensions	6.02 x 1.69 x 6.81 inches (15.29 x 4.29 x 17.3 cm)
Item Weight	1.57 pounds (0.71 kg)
Power	18W (Output Power)
Lumen	2280 Lumen

Feature	Specification
Battery Life	Approximately 2 hours (with compatible NP-F battery, not included)
Connectivity Technology	Bluetooth
Hardware Interface	Infrared
Manufacturer	HK YONGNUO LIMITED

10. WARRANTY AND SUPPORT






For product support, please refer to the official YONGNUO website or contact your retailer. While specific warranty details are not provided in this manual, extended protection plans may be available for purchase separately. These plans typically offer coverage beyond the manufacturer's standard warranty period.



- **2-Year Protection Plan:** Available for purchase.
- **3-Year Protection Plan:** Available for purchase.
- **Complete Protect:** A monthly plan covering eligible past and future purchases.

Please retain your proof of purchase for any warranty or support claims.


© YONGNUO. All rights reserved.

Related Documents - YN300 III

	<p>YONGNUO YN6000 Pro LED Video Light User Manual</p> <p>Comprehensive user manual for the YONGNUO YN6000 Pro LED Video Light, covering specifications, features, operation, installation, and precautions. Learn how to use the YN6000 for professional photography and videography.</p>
	<p>YONGNUO YNRAY260 LED Video Light User Manual</p> <p>User manual for the YONGNUO YNRAY260 LED Video Light, detailing its features, operation, specifications, and control methods including DMX and app connectivity.</p>
	<p>YONGNUO YN360IV LED Video Light User Manual and Features</p> <p>A comprehensive user manual for the YONGNUO YN360IV LED video light, detailing its structure, specifications, operation modes, special effects, app control, and power options. Learn how to adjust color temperature, hue, brightness, and utilize advanced lighting features.</p>
	<p>YONGNUO YN216 II Pro LED Video Light User Manual</p> <p>Comprehensive user manual for the YONGNUO YN216 II Pro LED Video Light, detailing its features, specifications, installation, operation, and troubleshooting. Includes information on color temperature, brightness control, special effects, and app connectivity.</p>
	

	
	<p>YONGNUO YN685EX-RF Speedlite User Manual</p> <p>Comprehensive user manual for the YONGNUO YN685EX-RF Speedlite, detailing its features, operation, advanced applications, wireless shooting capabilities, custom settings, troubleshooting, and technical specifications.</p>

Documents - YONGNUO – YN300 III




[\[pdf\]](#) User Manual

Provided by ManualsAndMore Download User Manual Yongnuo YN300 III manualsandmore |||

YN300 III User Manual Before using this product, please read this user Summary manual carefully and keep it properly for reference. First of all, thank you for using the **YN300 III** LED video light. This video light is formed by 150 LED lamp beads with 3200K color temperature and another 150 LED ...

lang:en **score:58** filesize: 1.27 M page_count: 1 document date: 2019-07-24




[\[pdf\]](#) User Manual

YN300 IIIuser manual maryl Yongnuo YN 300IIIW III User Manual 300 IIIW LED On Camera Video Light 5500K 311640 bhphotovideo lit files |||

YN300 III User Manual Before using this product, please read this user Summary manual carefully and keep it properly for reference. First of all, thank you for using the **YN300 III** LED video light. This video light is formed by 150 LED lamp beads with 3200K color temperature and another 150 LED ...

lang:en **score:44** filesize: 1.31 M page_count: 1 document date: 2016-12-20



[\[pdf\]](#)


YN600L II Осветитель Yongnuo YN300 III LED светодиодный 3200 5500 K 2280 лм купить за 8490 руб YN 300 32 55 old yarkiy ru system files good 16271 |||

II. 1. YN-300 III , , . IV. YN-300 III . , . **YN300 III** 2. Yongnuo , , . 3. YN-300 III 150 3 200 K 150 5 500 K. , . YN600II L 3 200 K 5 500 K. , 4. ...

lang:it **score:39** filesize: 5.47 M page_count: 1 document date: 2016-04-21

[\[pdf\]](#) User Manual Guide

YN300 Illuser manual
 I B H Photo Bluetooth connected V Remote Dimming Mode
 The wireless remote controller attached can adjust the luminous intensity and control switches of III maximum controlling distance is up to 15 meters
 VI Control with Mobile APP product supports mobile phone Android4.3
 309138 bhphotovideo lit files 5500K 3200K CH OFF ON
 Before using this please read user carefully keep it properly for reference
 I Product Structure Channel indicator static Contents Video light 1 Handle User Quick guide Using example Color plates 2 Light base Micro Note
 Should anything missing contact your dealer
 Summary First all thank you LED video This formed bluetooth 4.0
 version above IOS7.0 iPhone4S



YN300 III User Manual Before using this product, please read this user Summary manual carefully and keep it properly for reference. First of all, thank you for using the **YN300 III** LED video light. This video light is formed by 150 LED lamp beads with 3200K color temperature and another 150 LED ...

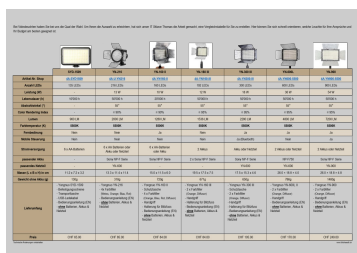
lang:en score:36 filesize: 1.27 M page_count: 1 document date: 2016-11-23

[\[pdf\]](#) User Manual

Fotichaestli Studio Yongnuo Dauerlicht Vergleichstabelle Yn 160 Videoleuchte Keyword Rankings 81Un
Gy8 oS images eu ssl amazon I |||

Yongnuo Dauerlicht Vergleichstabelle Bei Videoleuchten haben Sie bei uns die Qual der Wahl. Um Ihnen die Auswahl zu erleichtern, hat sich unser IT Sklave Thomas die Arbeit gemacht, eine Vergleichstabelle fr Sie zu erstellen. Hier knnen Sie sich schnell orientieren, welche Leuchte fr Ihre Ansprache un...

lang:de score:30 filesize: 350.74 K page count: 2 document date: 2017-12-18




[\[pdf\]](#)

YN600L II ÐÐ½ÑÑÑÑÐºÑÐ½ ÐÑÐµÐ½Ð´° Ð½ Ð½ÑÐ¾¼Ðº°Ñ Ð½²Ð°Ð°Ð°Ð½¼ÐµÑÐ½²Ð¾¼Ð³¼
Ð¾¼ÑÐ²ÐµÑÐ½ÑÐµ»Ñ½²¾¼Ð³¼ Ð½ÑÐ½±Ð¾¼Ñ° Yongnuo YN 300 III 1002377 delight rent upload
iblock 0a4 |||

II. 1. YN-300 III , , . IV. YN-300 III , , . **YN300 III** 2. Yongnuo , , . 3. YN-300 III 150 3 200 K 150 5 500 K. , . YN600II L 3 200 K 5 500 K, . 4. ...

lang:it score:29 filesize: 1.37 M page count: 1 document date: 2019-09-11




[\[pdf\]](#) User Manual Instructions



YN300 III 5600K V7 0 cdr yison User manual SHENZHEN YONGNUO PHOTOGRAPHIC
EQUIPMENT CO LTD YN300III 2ACYPYN300III yn300iii

FCC Statement This device complies with part 15 of the FCC Rules. Operation is subject to the following two conditions: 1 This device may not cause harmful interference, and 2 this device must accept any interference received, including interference that may cause undesired operation. Class B de...

lang:en score:21 filesize: 5.38 M page count: 1 document date: 2022-04-18



Test Model No.: YN300 III




[\[pdf\]](#) Product Photos

Microsoft Word Setup photos admin Internal SHENZHEN YONGNUO PHOTOGRAPHIC EQUIPMENT
CO LTD YN300III 2ACYPYN300III yn300iii

Test Model No.: **YN300 III** ...

lang:en **score:18** filesize: 2.71 M page_count: 3 document date: 2022-04-18

Test Model No.: YN300 III



[\[pdf\]](#) Product Photos

Microsoft Word Setup photos admin External Photos SHENZHEN YONGNUO PHOTOGRAPHIC
EQUIPMENT CO LTD YN300III 2ACYPYN300III yn300iii

Test Model No.: **YN300 III** ...

lang:en **score:18** filesize: 2.4 M page_count: 4 document date: 2022-04-18

Test Model No.: YN300 III

Radiated Emission



[\[pdf\]](#) Product Photos

Microsoft Word Setup photos admin Test setup SHENZHEN YONGNUO PHOTOGRAPHIC EQUIPMENT
CO LTD YN300III 2ACYPYN300III yn300iii

Test Model No.: **YN300 III** Radiated Emission ...

lang:en **score:18** filesize: 994.78 K page_count: 1 document date: 2022-04-18

