

Manuals+

[Q & A](#) | [Deep Search](#) | [Upload](#)

[manuals.plus](#) /

› [Logitech](#) /

› [Logitech M310 Wireless Mouse User Manual](#)

Logitech M310

Logitech M310 Wireless Mouse User Manual

Model: M310 (P/N: 910-003986)

INTRODUCTION

The Logitech M310 Wireless Mouse is designed for comfortable and reliable everyday use. Its contoured shape with soft rubber side grips ensures a comfortable fit for either hand, even during extended periods of use. Featuring advanced 2.4 GHz wireless connectivity and precise optical tracking, this mouse offers smooth and responsive cursor control. The included plug-and-forget nano-receiver is small enough to remain in your USB port, providing hassle-free connectivity.

SETUP

1. Insert Battery

Locate the battery compartment on the underside of the mouse. Slide the cover open and insert one AA battery, ensuring correct polarity. The Logitech M310 is designed for an extended battery life of up to 18 months, though actual life may vary based on usage.



Image: Underside view of the Logitech M310 mouse, highlighting the battery compartment and the ON/OFF switch.

2. Connect USB Nano Receiver

Remove the USB nano receiver from its storage slot within the battery compartment (if stored there) or from its packaging. Plug the receiver into an available USB port on your computer (PC, Mac, or Laptop). The mouse should automatically connect to the receiver.



Image: The Logitech M310 Wireless Mouse positioned next to its compact USB nano receiver.

3. Power On

Slide the ON/OFF switch on the underside of the mouse to the 'ON' position. The mouse is now ready for use.

OPERATING THE MOUSE

The Logitech M310 provides standard mouse functionality for seamless navigation.

- **Left-Click:** Press the left button to select items, open files, or activate functions.
- **Right-Click:** Press the right button to access contextual menus or specific options.
- **Scroll Wheel:** Roll the wheel up or down to scroll through documents or web pages. The scroll wheel can also be pressed for middle-click functionality, often used to open links in new tabs.
- **Optical Tracking:** The advanced optical sensor provides smooth and precise cursor control on various surfaces, often eliminating the need for a mouse pad.
- **Wireless Range:** Enjoy reliable wireless connectivity with a range that allows for flexible positioning and movement.

MAINTENANCE

Battery Replacement

When the mouse's performance degrades or the indicator light (if present) signals low battery, replace the AA battery. Always use a fresh, high-quality AA battery for optimal performance.

Cleaning

To maintain optimal performance, periodically clean the mouse. Use a soft, lint-free cloth slightly dampened with water or a mild cleaning solution to wipe the exterior. For the optical sensor on the underside, use a dry cotton swab to gently remove any dust or debris.

Storing the Nano Receiver

The USB nano receiver can be stored inside the mouse's battery compartment when not in use or when transporting the mouse. This helps prevent loss of the small receiver.

TROUBLESHOOTING

- **Mouse Not Responding:**

Ensure the mouse is switched 'ON'. Check the battery and replace it if necessary. Verify that the USB nano receiver is securely plugged into a working USB port on your computer.

- **Erratic Cursor Movement:**

Clean the optical sensor on the underside of the mouse. Ensure you are using the mouse on a suitable surface; highly reflective or uneven surfaces can affect tracking performance. Try moving the mouse closer to the USB receiver to rule out interference.

- **Connectivity Issues:**

Unplug the USB nano receiver and plug it back into a different USB port. If possible, try the mouse with another computer to determine if the issue is with the mouse or the computer's USB ports. Ensure no other wireless devices are causing interference.

SPECIFICATIONS

Feature	Detail
Model	M310
Item Model Number	910-003986
Connectivity Technology	Wireless (2.4 GHz USB Nano Receiver)
Movement Detection Technology	Optical
Power Source	Battery Powered
Batteries Required	1 AA (included)
Average Battery Life	Up to 18 months
Hardware Platform	PC
Operating System Compatibility	Windows, macOS, Linux, Chrome OS
Item Weight	3.49 ounces
Product Dimensions (LxWxH)	4.96 x 3.37 x 1.91 inches
Color	Silver Grey (as per product title)

WARRANTY AND SUPPORT

Warranty Information





The Logitech M310 Wireless Mouse comes with a three-year limited hardware warranty from the date of purchase. This warranty covers defects in materials and workmanship under normal use. Please retain your proof of purchase for warranty claims.



Customer Support

For technical assistance, troubleshooting, or warranty inquiries, please visit the official Logitech support website or contact their customer service. Detailed support resources, FAQs, and driver downloads (if applicable) are available online.

Note: Specific contact details and website URLs may vary by region. Please refer to the packaging or Logitech's official website for the most current support information.

Related Documents - M310

	<p>Logitech Wireless Mouse M310 Quick Start Guide</p> <p>Get started with your Logitech Wireless Mouse M310. This guide provides simple, step-by-step instructions for battery installation, USB receiver connection, and computer setup.</p>
	<p>Logitech M170/M171/B170 Wireless Mouse Setup Guide</p> <p>A setup guide for the Logitech M170, M171, and B170 wireless mice, detailing features, setup instructions, and troubleshooting.</p>
	<p>Logitech MX Vertical Advanced Ergonomic Mouse - Getting Started Guide</p> <p>A comprehensive guide to setting up and using the Logitech MX Vertical advanced ergonomic mouse, covering connection methods, key features, power management, and additional information.</p>
	<p>Logitech MX Master 3S Performance Wireless Mouse - Advanced Ergonomics & 8K DPI Sensor</p> <p>Discover the Logitech MX Master 3S, a reimagined wireless mouse with quiet clicks, an 8K DPI sensor for ultimate performance on any surface, and advanced ergonomic design for productivity.</p>

	<p>Logitech M240 for Business Wireless Mouse Datasheet - Features, Specs, Compatibility</p> <p>Comprehensive datasheet for the Logitech M240 for Business wireless mouse. Details features like Logi Bolt, Silent Touch, 18-month battery, product specifications, compatibility, and environmental certifications.</p>
	<p>Logitech G PRO X SUPERLIGHT 2 LIGHTSPEED Gaming Mouse - Advanced Performance</p> <p>Discover the Logitech G PRO X SUPERLIGHT 2, an ultra-lightweight wireless gaming mouse designed for esports champions. Featuring LIGHTFORCE hybrid switches, the advanced HERO 2 sensor, and LIGHTSPEED wireless technology for ultimate precision and speed.</p>