

## Logitech 980-000910

# Logitech 980-000910 Bluetooth Audio Adapter

Model: 980-000910 | Brand: Logitech

## INTRODUCTION

The Logitech 980-000910 Bluetooth Audio Adapter allows you to wirelessly stream audio from your Bluetooth-enabled devices, such as smartphones and tablets, to any speaker system with RCA or 3.5mm inputs. This compact adapter provides a convenient way to enjoy your digital music through your existing home stereo system, computer speakers, or AV receiver.



Image: Front view of the Logitech Bluetooth Audio Adapter, showcasing its compact design, the prominent Bluetooth pairing button with a blue glow, and the Logitech logo on the side.

## PACKAGE CONTENTS

Verify that all items are present in the package:

- Logitech Bluetooth Audio Adapter (Model: 980-000910)
- RCA to 3.5 mm Audio Cable
- Power Cable
- User Documentation

## SETUP

### 1. Connect the Adapter to Your Audio System

The Logitech Bluetooth Audio Adapter can connect to your speakers or audio system using either RCA or 3.5mm (AUX) inputs.

**1. Choose your connection type:**

- For RCA inputs (red and white ports), use the provided RCA to 3.5mm cable. Connect the RCA ends to your audio system and the 3.5mm end to the AUX input on the Bluetooth Audio Adapter.
- For 3.5mm (AUX) inputs, use a standard 3.5mm audio cable (not included) to connect your audio system to the AUX input on the Bluetooth Audio Adapter.

**2. Connect to Power:** Plug the provided power cable into the adapter and then into an AC power source. The adapter will power on automatically.



Image: Rear view of the adapter, highlighting the AUX (3.5mm) and RCA input ports for connecting to various audio systems.



Image: The adapter positioned next to a speaker, illustrating a typical setup where the adapter is connected to an audio output device.

## 2. Pair Your Bluetooth Device

Once the adapter is powered on and connected to your audio system, you can pair your Bluetooth-enabled device.

1. Ensure your audio system is turned on and set to the correct input source (e.g., AUX, RCA).
2. On the Logitech Bluetooth Audio Adapter, press the large Bluetooth pairing button located on the top. The blue indicator light will begin to blink rapidly, indicating it is in pairing mode.
3. On your smartphone, tablet, or other Bluetooth-enabled device, go to the Bluetooth settings and enable Bluetooth.
4. Scan for available devices. You should see "Logitech Bluetooth Adapter" or a similar name appear in the list.
5. Select the adapter from the list to connect. Once connected, the blue indicator light on the adapter will glow solid, and you will hear a confirmation tone through your speakers.



Image: Top-down view of the adapter, emphasizing the large, central Bluetooth button used for pairing.



Image: A hand pressing the Bluetooth pairing button on the adapter, demonstrating the one-push pairing action.

## OPERATING THE ADAPTER

### Automatic Reconnection

Once paired, your device will automatically reconnect to the Logitech Bluetooth Audio Adapter when it is within range (up to 15 meters or 49.21 feet line of sight) and Bluetooth is enabled on your device.

### Multipoint Bluetooth

The adapter supports multipoint Bluetooth, allowing you to pair two Bluetooth-enabled devices simultaneously, such as a smartphone and a tablet. You can switch between these devices to stream audio wirelessly without needing to re-pair each time. Simply pause audio on one device and start playing on the other.

## MAINTENANCE

To ensure the longevity and optimal performance of your Logitech Bluetooth Audio Adapter, follow these simple maintenance guidelines:

- **Cleaning:** Use a soft, dry cloth to clean the exterior of the adapter. Do not use liquid cleaners or aerosols, as they may damage the device.
- **Storage:** Store the adapter in a cool, dry place away from direct sunlight and extreme temperatures when not in use for extended periods.
- **Handling:** Avoid dropping the adapter or subjecting it to strong impacts.
- **Ventilation:** Ensure the adapter is placed in an area with adequate ventilation to prevent overheating.

## TROUBLESHOOTING

If you encounter issues with your Logitech Bluetooth Audio Adapter, try the following troubleshooting steps:

- **No Audio:**

- Ensure the adapter is properly connected to your audio system's input (RCA or 3.5mm).
- Verify that your audio system is turned on and set to the correct input source.
- Check the volume levels on both your streaming device and your audio system.

- **Cannot Pair Device:**

- Make sure the adapter's Bluetooth button has been pressed and the indicator light is blinking rapidly (pairing mode).
- Ensure Bluetooth is enabled on your streaming device and it is within the 15-meter range.
- Try turning off and on Bluetooth on your streaming device, or restart the device.
- If previously paired, try "forgetting" the device on your streaming device's Bluetooth settings and re-pairing.

- **Intermittent Connection/Poor Audio Quality:**

- Reduce the distance between your streaming device and the adapter.
- Remove any obstacles (walls, large metal objects) that may be interfering with the Bluetooth signal.
- Avoid placing the adapter near other wireless devices that may cause interference (e.g., Wi-Fi routers, cordless phones).

## SPECIFICATIONS

Feature	Detail
Product Dimensions	1.97 x 1.97 x 0.91 inches (50.8 x 22.32 x 57.15 mm)
Item Weight	1.2 ounces (34 g)
Model Number	980-000910
Brand	Logitech
Hardware Interface	Bluetooth
Color	Black
Compatible Devices	Desktop, Laptop, Smartphones, Tablets (with Bluetooth)
Data Link Protocol	Bluetooth
Data Transfer Rate	980 Megabits Per Second
Wireless Range	Up to 49.21 feet (15 meters) line of sight
Inputs	RCA, 3.5 mm (AUX)
Features	Multipoint Bluetooth, One-push pairing, Automatic reconnection

Feature	Detail
UPC	088564682115

## WARRANTY INFORMATION

The Logitech 980-000910 Bluetooth Audio Adapter comes with a **1-Year Limited Hardware Warranty** from the date of purchase. This warranty covers defects in materials and workmanship under normal use. For full terms and conditions, please refer to the official Logitech warranty policy or contact customer support.

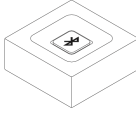
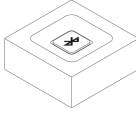
## SUPPORT

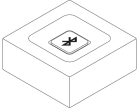
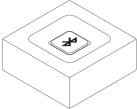


For further assistance, technical support, or to view frequently asked questions, please visit the official Logitech support website or contact their customer service. You can also find more information on the [Logitech Store on Amazon](#).


© 2024 Logitech. All rights reserved.

Logitech and the Logitech logo are trademarks or registered trademarks of Logitech Europe S.A. and/or its affiliates in the U.S. and other countries.

### Related Documents - 980-000910

<p>BLUETOOTH® AUDIO RECEIVER RÉCEPTEUR AUDIO BLUETOOTH® <small>Complete Setup Guide Guide d'installation complet</small></p>  <p>logitech</p>	<p><a href="#">Logitech Bluetooth Audio Receiver: Complete Setup Guide</a></p> <p>A comprehensive guide to setting up and using the Logitech Bluetooth Audio Receiver for wireless audio streaming. Learn how to connect to speakers, pair devices, and manage multiple connections.</p>
<p>BLUETOOTH® AUDIO RECEIVER <small>Complete Setup Guide</small></p>  <p>logitech</p>	<p><a href="#">Logitech Bluetooth Audio Receiver: Complete Setup Guide</a></p> <p>A comprehensive setup guide for the Logitech Bluetooth Audio Receiver, detailing how to connect the device to speakers, pair multiple Bluetooth devices, and manage connections for seamless wireless audio streaming.</p>

<div><div>BLUETOOTH® AUDIO RECEIVER</div><div>Complete Setup Guide</div><div>完整设置指南</div><div>型号: 791215</div></div> <div></div> <div>logitech</div>	<p><a href="#">Logitech Bluetooth Audio Receiver: Complete Setup Guide</a></p> <p>A concise, SEO-optimized HTML guide for setting up and using the Logitech Bluetooth Audio Receiver, including connection instructions, multi-device pairing, and troubleshooting.</p>
<div><div>BLUETOOTH® AUDIO RECEIVER</div><div>Complete Setup Guide</div><div>完整设置指南</div><div>型号: 791215</div></div> <div></div> <div>logitech</div>	<p><a href="#">Logitech Bluetooth Audio Receiver Setup Guide</a></p> <p>Discover how to easily connect your audio system to any Bluetooth-enabled device with the Logitech Bluetooth Audio Receiver. This comprehensive setup guide provides clear, step-by-step instructions for seamless wireless audio streaming.</p>
<div><div>ZONE WIRELESS PLUS RECEIVER</div><div>Complete Setup Guide</div><div>完整设置指南</div><div>型号: 791215</div></div> <div></div> <div>logitech</div>	<p><a href="#">Logitech Zone Wireless Plus Receiver: Complete Setup Guide</a></p> <p>This guide provides step-by-step instructions for setting up and connecting your Logitech Zone Wireless Plus Receiver to your headset and other Unifying peripherals using Logi Tune software. Learn how to pair devices, check dimensions, and access support resources.</p>
<div><div>ZONE WIRELESS PLUS RECEIVER</div><div>Complete Setup Guide</div><div>完整设置指南</div><div>型号: 791215</div></div> <div></div> <div>logitech</div>	<p><a href="#">Logitech Zone Wireless Plus Receiver Setup Guide   Connect and Pair</a></p> <p>Complete setup guide for the Logitech Zone Wireless Plus Receiver. Learn how to connect, pair with your headset, and add Unifying peripherals using Logi Tune software.</p>



[pdf]

yesica gutierrez AC 353500 2 Index of images producto audioyvideoshop |||

Logitech Bluetooth Audio Adapter Haga streaming de msica a sus altavoces con tecnologa Bluetooth Str ... de RCA a 3,5mm Cable de alimentacin Documentacin del usuario Nmero de referencia N de referencia **980-000910** ...

lang:es **score:17** filesize: 389.86 K page\_count: 4 document date: 2014-04-29

[pdf] User Manual Frequently Asked Questions Specifications Documentation Warranty

var www.html sideloads logitech hardware warranty information original Logitech K480 Bluetooth Multi Device Portable Wireless Keyboard with Integrated Stand Phone Holder Works Windows and Mac Computers Android iOS Tablets Smartphones Black Standard Packaging G933 Artemis Spectrum RGB 7.1 Dolby DTS Headphone Surround Sound Gaming Headset PC PS4 Xbox One Switch Mobile Compatible Advanced Audio Drivers Adapter for Streaming Limited Hardware Warranty 920 006342 Product Documentation B00NAOZYHM B00MUTWLW 981 000585 980 000910 warrants to the purchaser that your product shall be free from defects in material workmanship length of time identified on 71lk22fgkJS m media amazon images I na ssl click here Amazon Group Video Conferencing Bundle Expansion Mics Big Meeting Rooms Electronics For about this please mouse check keys which contribute easy usability synnex co th Frequently Asked Questions As moment it still has 6 months or roughly until April 2021 before expires G920 Driving Force Racing Wheel Floor Pedals Real Feedback Stainless Steel Paddle Shifters Leather Steering Cover Series X S Games G602 Lag Free Mouse 11 Programmable Buttons Upto 2500 DPI 910 003820 Logitech G Shifter G29 G923 Wheels PlayStation 5 Playstation 4 Z333 2 Speakers Easy access Volume Control Jack TV DVD Blu-ray Player Game Console typing between computer phone tablet PackagingLogitech BlackLogitech DPILogitech Streaming920 B00MUTWLW981 Black910 DPI980 StreamingLogitech Electronicslogitech expiresLimited productAmazon pleaseAmazon GamesAmazon GamesLogitech BlackBluetooth Electronicsm 71lk22fgkJSm 71lk22fgkJSimages 71lk22fgkJSmanual internal |||

Limited Hardware Warranty Logitech warrants to the original purchaser that your Logitech hardware product shall be free from defects in material and workmanship for the length of time, identified on your product package and/or at www.logitech.com under specifications for your product, from the date ...

lang:en **score:12** filesize: 214.31 K page\_count: document date:

