

Manuals+

[Q & A](#) | [Deep Search](#) | [Upload](#)

manuals.plus /

› [Audi](#) /

› [Audi A4 \(B6 B7\) Service Manual\(2002 2003 2004 2005 2006 2007 2008\(1. 8l Turbo 2. 0l Turbo 3. 0l 3. 2l Including Avant and Cabriolet\)\[AUDI A4\]\[Hardcover\]](#)

Audi A4 (B6 B7)

Audi A4 (B6 B7) Service Manual

Models Covered: 2002-2008 (1.8L Turbo, 2.0L Turbo, 3.0L, 3.2L) Including Avant and Cabriolet

INTRODUCTION

This manual provides comprehensive service and repair information for Audi A4 models (B6 and B7 platforms) manufactured between 2002 and 2008. It covers 1.8L Turbo, 2.0L Turbo, 3.0L, and 3.2L engines, including Avant and Cabriolet body styles. The content is designed for professional technicians and experienced do-it-yourselfers seeking detailed procedures and specifications for vehicle maintenance and repair.

GENERAL INFORMATION AND SAFETY

Important Safety Notices

- Always wear appropriate personal protective equipment (PPE) such as safety glasses and gloves.
- Disconnect the battery before working on electrical systems to prevent accidental short circuits.
- Ensure the vehicle is securely supported on jack stands before working underneath. Never rely solely on a jack.
- Refer to specific torque specifications for all fasteners to prevent damage or component failure.

Manual Usage

This manual is organized by vehicle system for ease of navigation. Use the detailed index to locate specific procedures quickly. Illustrations and diagrams are provided to aid understanding of complex assemblies and processes. Always read through the entire procedure before beginning any work.

ENGINE SYSTEMS

This section provides detailed procedures for engine removal, installation, disassembly, inspection, and reassembly. It includes specifications for cylinder head, valvetrain, crankshaft, pistons, and connecting rods for all covered engine variants.

1.8L Turbo Engine

Specific service data and repair procedures for the 1.8-liter turbocharged engine, including timing belt replacement, turbocharger service, and fuel system diagnostics.

2.0L Turbo Engine

Specific service data and repair procedures for the 2.0-liter turbocharged engine, covering common issues like PCV system maintenance and direct injection system service.

3.0L and 3.2L Engines

Specific service data and repair procedures for the 3.0-liter and 3.2-liter naturally aspirated engines, including timing chain service and variable valve timing system diagnostics.

TRANSMISSION AND DRIVETRAIN

Service information for both manual and automatic transmissions, including clutch replacement, fluid changes, and component overhaul. Covers front-wheel drive and quattro all-wheel drive systems, including differentials, drive shafts, and constant velocity (CV) joints.

CHASSIS AND SUSPENSION

Procedures for front and rear suspension components, including shock absorbers, springs, control arms, and wheel bearings. Detailed instructions for brake system inspection, pad and rotor replacement, fluid bleeding, and Anti-lock Braking System (ABS) diagnostics.

ELECTRICAL SYSTEMS

Comprehensive wiring diagrams, component locations, and diagnostic procedures for various electrical systems, including engine management, lighting, climate control, and infotainment. Includes information on sensor testing and module replacement.

BODY AND INTERIOR

Instructions for removal and installation of exterior body panels, bumpers, and trim. Detailed procedures for interior component removal, including dashboard, door panels, seats, and console. Specific information for the operation and repair of the Cabriolet's convertible top mechanism and associated hydraulic systems.

MAINTENANCE SCHEDULES

Recommended service intervals and procedures to ensure optimal vehicle performance and longevity. Adhering to these schedules is crucial for preventing premature wear and maintaining vehicle reliability.

| Service Item | Interval | Procedure |
|---------------------|-------------------------------|--|
| Engine Oil & Filter | Every 10,000 miles or 1 year | Replace oil and filter (synthetic oil recommended) |
| Brake Fluid | Every 2 years | Replace fluid (DOT4 recommended) |
| Spark Plugs | Every 40,000 miles | Replace (check gap before installation) |
| Air Filter | Every 20,000 miles or 2 years | Inspect and replace if dirty |

TROUBLESHOOTING COMMON ISSUES

This section provides diagnostic flowcharts and common symptoms for various vehicle malfunctions, aiding in the

identification and resolution of problems.

Engine Performance Issues

Includes diagnostics for misfires, rough idling, lack of power, and excessive fuel consumption. Covers common causes such as faulty sensors, ignition system problems, and fuel delivery issues.

Electrical Malfunctions

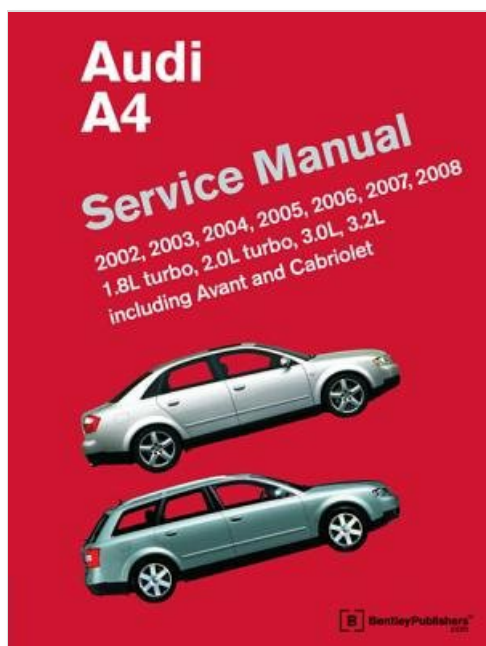
Addresses common electrical problems like non-functioning lights, power windows, central locking, and dashboard warning lights. Provides steps for checking fuses, relays, and wiring harnesses.

TECHNICAL SPECIFICATIONS

A comprehensive list of technical data essential for proper service and repair, including fluid capacities, torque specifications for critical fasteners, tire pressures, and alignment settings for various models and engine types.






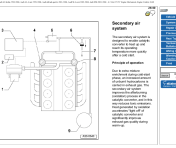
- **Engine Oil Capacity:** Varies by engine, refer to specific engine section.
- **Coolant Type:** G12/G13 (VW/Audi specific).
- **Tire Pressure:** Refer to vehicle's door jamb sticker (typically 32-36 PSI).
- **Wheel Lug Bolt Torque:** 88.5 lb-ft (120 Nm).

VISUAL REFERENCE



This image displays the cover of the Audi A4 Service Manual, featuring a silver Audi A4 sedan and a silver Audi A4 Avant (wagon) against a red background. The title "Audi A4 Service Manual" is prominently displayed, along with the covered model years (2002-2008) and engine types (1.8L turbo, 2.0L turbo, 3.0L, 3.2L), including Avant and Cabriolet models. The Bentley Publishers logo is visible at the bottom right, indicating the publisher of this comprehensive guide.

Related Documents - A4 (B6 B7)

| | |
|---|--|
|  | <p>Audi A4 (B6, B7) Service Manual 2002-2008</p> <p>Comprehensive service manual for Audi A4 models (B6 and B7 platforms) from 2002-2008, covering 1.8L turbo, 2.0L turbo, 3.0L, and 3.2L engines, including Avant and Cabriolet variants. Provides in-depth maintenance, service, and repair information.</p> |
|  | <p>Audi A6 (1998-2004) Heating & Air Conditioning Electrical Testing Manual</p> <p>Comprehensive guide for electrical testing of Audi A6 (1998-2004) heating and air conditioning systems. Details tools, procedures, and troubleshooting for automotive technicians.</p> |
|  | <p>Audi A8/A8L (2004-2008) Service Procedures Manual</p> <p>Comprehensive service procedures manual for the Audi A8/A8L models from 2004 to 2008, covering maintenance, diagnostics, and repair tasks.</p> |
|  | <p>Audi A6 (1998-2004) Exhaust System and Exhaust Gas Temperature Sensor Repair Guide</p> <p>Comprehensive guide for the removal, installation, alignment, and testing of the exhaust system and exhaust gas temperature sensor for Audi A6 Sedan, Avant, allroad quattro, S6 Avant, and RS6 models from 1998 to 2004. Includes detailed procedures, tightening torques, and diagnostic steps.</p> |
|  | <p>Audi Model Overview: A Comprehensive Guide</p> <p>Explore the Audi model overview, detailing various Audi models and their production cycles. This guide provides essential information for understanding Audi vehicle history and specifications.</p> |
|  | <p>Audi A6 4.2L V8 (BAS) Secondary Air Injection System Repair Guide</p> <p>Detailed technical guide for the Audi A6 (1998-2004) 4.2L V8 (BAS engine code) secondary air injection system. Covers system function, principle of operation, component identification, diagnostic procedures, and repair instructions for the AIR pump, solenoid valve, and combination valves.</p> |