Saved from manuals.plus.
Open the live page for links to other documents and user manuals.

Doc Johnson 1312-15-AM

Doc Johnson Relax Anal Relaxer User Manual

Model: 1312-15-AM

1. Introduction

The Doc Johnson Relax Anal Relaxer is a water-based formula designed to warm and relax anal muscles, facilitating easier entry. This product is suitable for both men and women. Its natural, water-based formula is free from Lidocaine, Benzocaine, Glycol, and Parabens. It is proudly made in America.

2. Product Overview

The Doc Johnson Relax Anal Relaxer comes in a 2 oz (56g) tube. Key features include:

- Water-based formula
- Designed to warm and relax muscles
- 2 ounce (56g) tube
- Free from Lidocaine, Benzocaine, Glycol, and Parabens
- Manufactured in the USA





Front view of the Doc Johnson Relax Anal Relaxer in a 2 oz (56g) tube, featuring the product name and brand logo.




ie
INTIMATE ENHANCEMENTS
RELAX™
ANAL RELAXER GEL
helps prepare for an enjoyable anal experience
2oz. (56g)

Front view of the product packaging box for Doc Johnson Relax Anal Relaxer, 2 oz (56g).

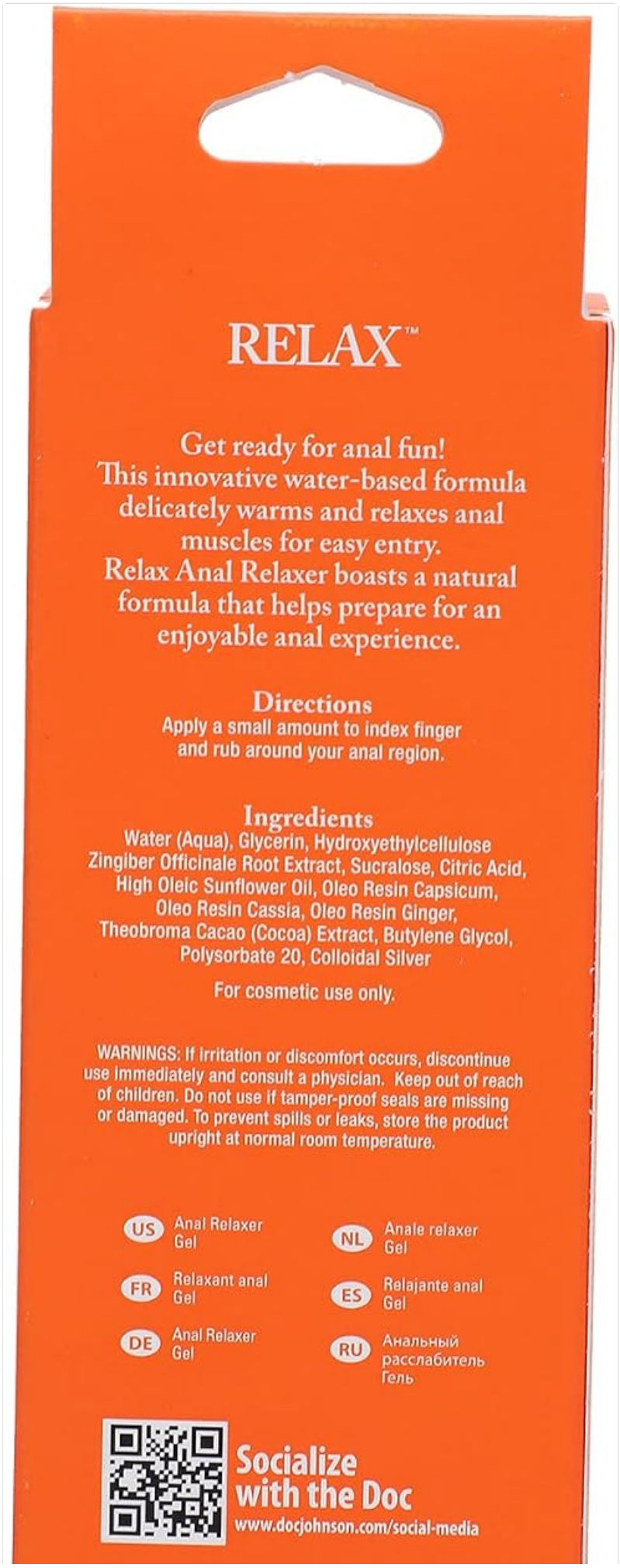



The back of the product box, displaying detailed ingredients, usage directions, and warnings in multiple languages.





The back of the product tube, detailing ingredients, usage instructions, and safety warnings.

3. Ingredients

Water (Aqua), Glycerin, Hydroxyethylcellulose, Zingiber Officinale Root Extract, Sucralose, Citric Acid, High Oleic Sunflower Oil, Oleo Resin Capsicum, Oleo Resin Cassia, Oleo Resin Ginger, Theobroma Cacao (Cocoa) Extract, Butylene Glycol, Polysorbate 20, Benzyl Alcohol, Potassium Sorbate, Sodium Benzoate.

4. Operating Instructions

Apply a small amount of the relaxer gel to your index finger. Gently rub the gel around the anal region as needed to achieve the desired warming and relaxing effect.

5. Safety Information and Warnings

For cosmetic use only.

- If irritation or discomfort occurs, discontinue use immediately and wash the affected area with mild soap and water. Consult a physician if discomfort persists.
- Keep out of reach of children.
- Do not use if tamper-proof seals are missing or damaged.
- Statements regarding dietary supplements have not been evaluated by the FDA and are not intended to diagnose, treat, cure, or prevent any disease or health condition.

6. Maintenance and Storage

Store the product upright in a cool, dry place, away from direct sunlight and extreme temperatures, to maintain product integrity and prevent leaks. Ensure the cap is securely closed after each use.

7. Troubleshooting

Burning or Stinging Sensation: This product contains ingredients designed to create a warming sensation. However, if you experience severe burning or stinging discomfort, discontinue use immediately and wash the affected area with mild soap and water. Consult a physician if discomfort persists. Individual reactions to warming ingredients can vary.

8. Specifications

Brand	Doc Johnson
Model Number	1312-15-AM
Product Dimensions	1 x 2.4 x 4.5 inches
Item Weight	2.88 ounces (2 oz / 56g net content)
Formulation	Water-based
Free From	Lidocaine, Benzocaine, Glycol, Parabens
UPC	0782421023379
Date First Available	November 29, 2014

9. Warranty and Support

For product inquiries or support, please contact Doc Johnson customer service. Specific warranty details are not provided with this manual; please refer to the manufacturer's official website or contact them directly for warranty information. You may also find additional information by scanning the QR code on the product packaging: http://scan.me/49fd7b

© 2023 Doc Johnson. All rights reserved.

Ask a question about this manual

Ask about setup, troubleshooting, compatibility, parts, safety, or missing instructions. Manuals+ will review the question and use this page's manual context to help answer it.

Name

Anonymous

Email

you@example.com

After a successful submission, we securely hash the supplied account or form email before sending it to Microsoft Advertising for conversion attribution. Privacy details.

Question

Example: How do I reset this device or fix this error?

Details

Model number, symptoms, what you tried, or the section of the manual you are using.

Submit question

Open the live page

https://manuals.plus/asin/B00QD1B9EG

More documents and user manuals: **https://manuals.plus/**