

Manuals+

[Q & A](#) | [Deep Search](#) | [Upload](#)

Walker 16574

Walker Ultra EPA 16574 Direct Fit Catalytic Converter User Manual

Model: 16574 | Brand: Walker

PRODUCT OVERVIEW

The Walker® Ultra 16574 catalytic converter is designed for automotive professionals, offering reliable performance and regulatory compliance. Constructed with durable stainless steel, it meets EPA standards for OBDII vehicles, ensuring effective emissions control. This direct-fit design simplifies installation into existing exhaust systems without requiring complex modifications. It provides robust internal structure for optimized exhaust flow and enhanced vehicle efficiency, built to withstand demanding conditions.



Image: The Walker Ultra EPA 16574 Direct Fit Catalytic Converter, showcasing its robust stainless steel construction and direct-fit design.

COMPATIBILITY

This catalytic converter is compatible with the following vehicle models:

- 2009-2017 Buick Enclave
- 2009-2017 Chevrolet Traverse
- 2017-2017 GMC Acadia Limited
- 2009-2016 GMC Acadia
- 2009-2010 Saturn Outlook

Important: Before purchasing and installing, verify compatibility by entering all vehicle information (year, make, model, engine, and trim) to ensure the part fits your specific vehicle. Consult any qualifier notes provided by the manufacturer.

KEY FEATURES

- **EPA Compliant:** Designed for use on OBDII vehicles, 1996 and newer. Consult your state's aftermarket converter regulations for details.
- **Direct-Fit Design:** Features a bolt-on replacement solution with OE-style hangers, brackets, routings, and heat shields for straightforward installation without specialized fabrication or welding.
- **Assured Performance:** Utilizes OE-style high-technology washcoat and optimal precious metal load to achieve the required reduction in tailpipe emissions for the vehicle application.
- **Strong and Durable:** Built with thick OE-style flanges, hangers, and brackets to ensure strength and long-lasting durability.
- **OE-Style Design:** Includes aluminized heat shields, where originally equipped, to match the original equipment design and protect the undercarriage from converter-generated heat.

INSTALLATION (SETUP)

Installation of a catalytic converter should ideally be performed by a qualified automotive professional due to the specialized tools and knowledge required for exhaust system work. The Walker Ultra 16574 is designed for direct-fit replacement, simplifying the process compared to universal converters.

General Installation Guidelines:

1. **Safety First:** Ensure the vehicle is securely lifted and supported. Allow the exhaust system to cool completely before beginning work. Wear appropriate personal protective equipment, including gloves and eye protection.
2. **Preparation:** Disconnect the vehicle's battery. Locate the existing catalytic converter within the exhaust system.
3. **Removal of Old Converter:** Carefully unbolt or cut the old converter from the exhaust pipes. Be mindful of oxygen sensors, which may need to be transferred or replaced.
4. **Installation of New Converter:** Position the Walker Ultra 16574 catalytic converter. Its direct-fit design means it should align with existing hangers, brackets, and pipe connections. Secure all bolts and connections according to manufacturer specifications, ensuring a leak-free seal.
5. **Sensor Reconnection:** Reconnect any oxygen sensors or install new ones as required.
6. **Final Checks:** Before lowering the vehicle, double-check all connections for tightness and proper alignment. Reconnect the battery.
7. **Post-Installation:** Start the vehicle and check for exhaust leaks. Monitor the check engine light to ensure proper operation and no emissions-related codes.



**CARB
COMPLIANT**

WALKER® CALCAT CONVERTERS

Designed for use on OBDII vehicles, 1996 and newer and non-OBD 1995 and older. Legal for sale in California, Colorado, New York & other states requiring CARB-compliant replacement converters.

Image: An automotive technician installing a catalytic converter under a vehicle, demonstrating the typical professional installation process.

NO BREAK-IN REQUIRED

Ready to operate with application-specific
converter shell design and mat compression



Image: A close-up view of the robust flanges on the catalytic converter, designed for secure and direct bolt-on installation.

OPERATION

The Walker Ultra 16574 catalytic converter operates passively as part of your vehicle's exhaust system. Its primary function is to convert harmful pollutants in the exhaust gases into less toxic substances through chemical reactions. Once installed, it requires no direct user interaction for its operation.

Ensuring Proper Function:

- **Engine Health:** The efficiency and lifespan of the catalytic converter are directly linked to the overall health of your engine. Ensure your engine is properly tuned and maintained to prevent excessive unburnt fuel or oil from reaching the converter, which can cause damage.
- **Fuel Quality:** Use recommended fuel types and avoid leaded gasoline, as lead can contaminate and degrade the catalyst materials.
- **Emissions Compliance:** This converter is designed to meet EPA standards for OBDII vehicles. Regular vehicle inspections and emissions tests will confirm its continued compliance.

KEEPS THE CHECK ENGINE LIGHT OFF

Optimal washcoat technology keeps
the check engine light off for emissions codes




Image: A graphic illustrating that the optimal washcoat technology in the catalytic converter helps keep the check engine light off for emissions codes, indicating proper function.

MAINTENANCE

Catalytic converters are generally maintenance-free components. However, their longevity and performance are heavily influenced by the condition of other engine and exhaust system parts.

Recommendations for Longevity:

- **Regular Engine Tune-ups:** Ensure spark plugs, oxygen sensors, and the fuel system are functioning correctly. Malfunctions in these areas can lead to unburnt fuel entering the converter, causing overheating and damage.
- **Exhaust System Integrity:** Periodically inspect the entire exhaust system for leaks, cracks, or damage to hangers and pipes. A compromised exhaust system can affect converter efficiency.
- **Avoid Contaminants:** Prevent engine oil or coolant from entering the exhaust system, as these can foul the catalyst. Address any engine issues causing excessive oil consumption or coolant leaks promptly.

Troubleshooting

If you experience issues that you suspect are related to your catalytic converter, consider the following common symptoms and potential causes:

Symptom	Possible Cause	Action
Check Engine Light (CEL) Illuminated	Catalytic converter inefficiency (P0420/P0430 codes), faulty oxygen sensor, engine misfire, exhaust leak.	Have the vehicle diagnosed by a professional using an OBD-II scanner to retrieve diagnostic trouble codes (DTCs). Address underlying engine issues before replacing the converter.
Reduced Engine Performance (e.g., sluggish acceleration, reduced power)	Clogged or restricted catalytic converter.	A restricted converter can cause back pressure. Professional diagnosis is required to confirm if the converter is indeed clogged.
Rattling Noise from Under Vehicle	Broken internal substrate (monolith) within the converter.	This indicates internal damage. The converter will likely need replacement.
Sulfur or Rotten Egg Smell	Converter not efficiently processing sulfur in fuel, often due to rich fuel mixture or failing converter.	Check engine tune-up components (spark plugs, fuel injectors) and oxygen sensors. If the smell persists, the converter may be failing.

For any persistent issues, it is highly recommended to consult a certified automotive technician for accurate diagnosis and repair.

Specifications

Attribute	Detail
Manufacturer	Walker Exhaust
Brand	Walker
Model Number	16574
Item Weight	8 pounds
Product Dimensions	35 x 7.5 x 6 inches
Exterior Finish	Machined
ASIN	B00Q0DYRX2
First Available Date	January 1, 2008

Warranty Information





Specific warranty details for the Walker Ultra EPA 16574 Direct Fit Catalytic Converter are provided by the manufacturer, Walker. For comprehensive information regarding warranty coverage, terms, and conditions, please refer to the official documentation included with your product or visit the official Walker website. It is important to retain your proof of purchase for any warranty claims.


For technical assistance, installation questions, or any other inquiries regarding your Walker Ultra EPA 16574 Direct Fit Catalytic Converter, please contact Walker customer support directly. You can typically find contact information (phone number, email, or support portal) on the product packaging, the manufacturer's official website, or through your authorized dealer.

When contacting support, please have your product model number (16574) and any relevant vehicle information readily available to facilitate a quicker resolution.

© 2024 Walker. All rights reserved. This manual is for informational purposes only.

Related Documents

	<p>WALKER WP4K5021 Colour Television Operating Instructions</p> <p>Comprehensive operating instructions for the WALKER WP4K5021 Colour Television, covering setup, features, operation, connectivity, and troubleshooting.</p>
	<p>Walker C19 Illustrated Parts Manual</p> <p>Detailed illustrated parts manual for the Walker C19 riding mower, providing comprehensive lists and diagrams for all components, including chassis, engine, drive systems, and accessories. Essential for maintenance and repair.</p>
	<p>Walker Illustrated Parts Manual for DM36, DM42, DM42A, DM42B, DM48 Mulching Decks and Carrier Frames</p> <p>This illustrated parts manual provides detailed information for Walker DM36, DM42, DM42A, DM42B, and DM48 mulching decks and carrier frame assemblies. It includes part numbers, descriptions, diagrams, and assembly instructions to help identify and order replacement components for Walker lawn mowers.</p>
	<p>Walker Illustrated Parts Manual: Collection Deck and Carrier Frame Assemblies</p> <p>Comprehensive illustrated parts manual for Walker Collection Deck and Carrier Frame Assemblies, covering models DC36, DC42, DC48, DC52, and DU48-3. Includes part numbers, assembly diagrams, and maintenance information.</p>



[\[pdf\]](#) Guide

NAB Legal Guide 2nd Edition 1984 worldradiohistory Archive Publications |||

National Association of Broadcasters G ULIEDGEAL To FCC Broadcast Regulations
SECOND EDITION COPYRIG ... ues, as well as the libel and slander implications
which surround any personal attack. Docket No. **16574**, 8F.C.C.2d 721 1967 . 204. Q.
What constitutes apersonal attack under the Commission s rule...

lang:en **score:17** filesize: 9.71 M page_count: 470 document date: 2021-10-08



[\[pdf\]](#) User Manual Instructions

FMB1YX User Manual V0 storage ua prom st 15 2 Table of contents 1 INTRODUCTION 11 ATTENTION
INSTRUCTIONS OF SAFETY 3 LEGAL NOTICE fmb1yx user manual v0 1181631 Phoenix IT Aug 8
2017 — have highest priority When device is connected to home operator roaming search disabled
disconnected Teltonika FMB120 handleiding capestone nl files images GTS4B 5 16 Supported Bluetooth
OBD II dongles 73 17 SMS EVENTS file 127 gts4b 9 qodim205328w408ckg40gws0sgo4c4 s siteapi org
a31edc439720174 ru docs

FMB1YX User Manual V0.15 Table of contents 1 INTRODUCTION

..... 1_06 GPS:AXN_3.80_3333_16070400,0000,,

Hw:FMB1YX IMEI:352094082042885 Init: 2017-6-16 5:54 Uptime: **16574**

BT:31F5BFE66261 . Mod:4 8.1.3 getstatus Response details Description Data Link
Indicate ...

lang:i-klngon **score:14** filesize: 6.53 M page_count: 204 document date: 2018-02-12



[\[pdf\]](#) User Manual Instructions Catalog

FMB1YX User Manual V0 16 CompTek Selecting LV CAN200 and ALL CAN300 program number
manually Parameter BT Radio allows user to select if he wants enable or disable fmb1yx manual v0
comptek ru catalog files 3

FMB1YX User Manual V0.16 Table of contents 1 INTRODUCTION

..... 1_06 GPS:AXN_3.80_3333_16070400,0000,,

Hw:FMB1YX IMEI:352094082042885 Init: 2017-6-16 5:54 Uptime: **16574**

BT:31F5BFE66261 . Mod:4 8.1.3 getstatus Response details Description Data Link
Indicate ...

lang:i-klngon **score:13** filesize: 5.95 M page_count: 206 document date: 2018-10-09

**The Handbook of
International Adoption
Medicine:
A Guide for Physicians,
Parents, and Providers**

Laurie C. Miller, MD

OXFORD UNIVERSITY PRESS

[\[pdf\]](#) Guide Catalog

0195145305 Oxford University Press USA The Handbook of International Adoption Medicine A Guide for Physicians Parents and Provid 109 120 203 163 web blyad club library non fiction various topics OUP Providers Dec 2004

The Handbook of International Adoption Medicine: A Guide for Physicians, Parents, and Providers Laur ... th aspects of soy protein isolate, casein, and whey in male and female rats. Int J Toxicol 2001; 20:**16574**. 24. Klein KO. Isoflavones, soy-based infant formulas, and relevance to endocrine function. Nu...

lang:en **score:12** filesize: 5.49 M page_count: 465 document date: 2005-05-23

TELTONIKA

FMB1YX User Manual
V0.09



[\[pdf\]](#) User Manual Instructions

FM1100 Manual The Man FMB1YX User V0 Capestone 09 2 Table of contents 1 INTRODUCTION 11 ATTENTION 5 16 3 Supported Bluetooth OBD II dongles 73 17 SMS EVENTS Teltonika FMB125 user manual capestone nl files images 7

FMB1YX User Manual V0.09 Table of contents 1 INTRODUCTION

..... 1_06 GPS:AXN_3.80_3333_16070400,0000,,

Hw:FMB1YX IMEI:352094082042885 Init: 2017-6-16 5:54 Uptime: **16574**

BT:31F5BFE66261 . Mod:4 6.1.3 getstatus Response details Data Link GPRS Phone SIM OP Signal ...

lang:i-klngon **score:11** filesize: 6.13 M page_count: 203 document date: 2017-08-10

TELTONIKA

FMB1YX User Manual
V0.16



[\[pdf\]](#) User Manual Instructions

The Manual Man FMB1YX User V0 16 v0 teltonika gps ru sites default files product FMB125

FMB1YX User Manual V0.16 Table of contents 1 INTRODUCTION

..... 1_06 GPS:AXN_3.80_3333_16070400,0000,,

Hw:FMB1YX IMEI:352094082042885 Init: 2017-6-16 5:54 Uptime: **16574**

BT:31F5BFE66261 . Mod:4 8.1.3 getstatus Response details Description Data Link Indicate ...

lang:i-klngon **score:10** filesize: 6.75 M page_count: 206 document date: 2019-01-09

FMB1YX User Manual
V0.17[\[pdf\]](#) User Manual Instructions

FMB1YX User Manual The Man View v0 17 teltonika gps ru sites default files product FMB140 |||


FMB1YX User Manual V0.17 Table of contents 1 INTRODUCTION

..... 1_06 GPS:AXN_3.80_3333_16070400,0000,,

Hw:FMB1YX IMEI:352094082042885 Init: 2017-6-16 5:54 Uptime: **16574**

BT:31F5BFE66261 . Mod:4 8.1.3 getstatus Response details Description Data Link Indicate ...

lang:i-klngon **score:10** filesize: 6.41 M page_count: 207 document date: 2019-04-29

[\[pdf\]](#) Guide Safety Datasheet Catalog

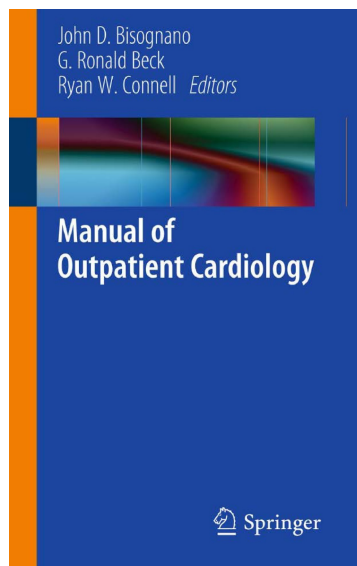
Victor Records May 1912 Recorded Sound archive org details victorrecordsmay00vict 5 Talking Machine

Company 19 gen 2024 — Guide Me O Thou Great Jehovah—Stanley and Macdonough 35141 2 1 25

One Voyager Godard 64237 Joyful Sounds Waltzes Reasch Dance Orchestra |||

y H tes TER cata 4 The Victor s New Style Catalogue The new style ounced a very great be the mo ... Tomb Trentini and Martinez-Patti and Jlpallorfunesto If My Cheek is Pale Brambilla and Cigada **16574** erranno ate sull aura Borne on the Sighing Breeze Trentini and Martinez-Patti and Openin...

lang:af **score:10** filesize: 36.73 M page_count: 284 document date: 2021-01-23

[\[pdf\]](#) User Manual Catalog

Manual of Outpatient Cardiology J Bisogano et al Springer 2012 WW the eye eu public Books BioMed

Manual of Outpatient Cardiology John D. Bisognano G. Ronald Beck Ryan W. Connell Editors Manu ... isease with and without intermittent claudication: a randomized controlled trial. JAMA. 2009;301 2 :**16574**. 29. Chi YW, Lavie CJ, Milani RV, White CJ. Safety and efficacy of cilostazol in the managemen...

lang:en **score:10** filesize: 6.9 M page_count: 507 document date: 2011-11-17