

Glentronics E7055-NS

Glentronics E7055-NS Pro Series Sewage Pump Instruction Manual

Model: E7055-NS

1. INTRODUCTION AND OVERVIEW

This manual provides essential information for the safe and efficient installation, operation, and maintenance of your Glentronics E7055-NS Pro Series Sewage Pump. Please read this manual thoroughly before attempting to install or operate the pump. Retain this manual for future reference.

The Glentronics E7055-NS is a 1/2 HP all cast iron sewage pump designed for reliable performance in demanding applications. It features a high-efficiency Permanent Split Capacitor (PSC) motor for reduced energy consumption and quiet operation, supported by sealed upper and lower ball bearings. The cast iron, vortex impeller is capable of handling 2-inch solids. This pump is water-cooled, thermally protected, and rated for continuous duty, ensuring durability and consistent performance.



Figure 1.1: Glentronics E7055-NS Pro Series Sewage Pump. This image displays the blue cast iron unit with a handle on top and a discharge port on the side, designed for sewage applications.

2. SAFETY INFORMATION

WARNING: Failure to follow these safety instructions could result in electric shock, fire, serious injury, or death.

- Always disconnect power to the pump before performing any service or maintenance.
- Ensure all electrical connections are made by a qualified electrician and comply with local codes.
- Do not operate the pump with a damaged cord or plug.
- Do not use this pump for flammable liquids or in hazardous locations.
- Wear appropriate personal protective equipment (PPE) during installation and maintenance.
- Keep hands and feet clear of the impeller and discharge opening when the pump is connected to power.
- Ensure the pump is properly grounded to prevent electrical shock.

3. PRODUCT FEATURES

The Glentronics E7055-NS Pro Series Sewage Pump offers the following key features:

- **High Capacity:** Delivers 5,340 GPH (89 GPM) at a 10 ft. lift.
- **Durable Construction:** Made from robust cast iron for extended lifespan.
- **Continuous Duty Rated:** Designed for sustained operation without overheating.
- **Energy Efficient Motor:** Equipped with a Permanent Split Capacitor (PSC) motor for lower power consumption.
- **Solids Handling:** Capable of handling 2-inch solids with a 2-inch discharge.
- **Quiet Operation:** Features upper and lower sealed ball bearings for reduced noise.
- **Thermal Protection:** Integrated protection against motor overheating.

4. SPECIFICATIONS

Specification	Detail
Model Number	E7055-NS
Brand	Glentronics
Horsepower	1/2 HP
Material	Cast Iron, Stainless Steel
Color	Stainless Steel
Item Weight	37 Pounds
Product Dimensions	18.75 x 12 x 7.5 inches
Discharge Size	2 inches

Specification	Detail
Solids Handling	2 inches
Flow Rate (at 10 ft. lift)	5,340 GPH (89 GPM)
Motor Type	Permanent Split Capacitor (PSC)
UPC	635409460966, 727904483288, 076335159096
ASIN	B00PM8MCLU

5. SETUP AND INSTALLATION

Proper installation is crucial for the safe and efficient operation of your sewage pump. Consult a qualified plumber or electrician if you are unsure about any steps.

5.1 Pre-Installation Checklist

- Verify that the power supply matches the pump's voltage requirements.
- Ensure the sump basin is clean and free of debris.
- Confirm that the discharge piping is correctly sized (2 inches minimum) and free of obstructions.
- Have all necessary tools and materials ready, including PVC cement, pipe wrenches, and electrical supplies.

5.2 Installation Steps

1. **Positioning the Pump:** Place the pump on a solid, level surface at the bottom of the sump basin. Ensure it is not resting directly on soft sediment.
2. **Discharge Piping:** Connect the pump's discharge port to the existing discharge piping using appropriate fittings and sealant. A check valve should be installed above the pump to prevent backflow.
3. **Electrical Connection:** Connect the pump to a dedicated, grounded electrical circuit. Use a Ground Fault Circuit Interrupter (GFCI) outlet for added safety. Ensure the power cord is not pinched or damaged.
4. **Float Switch (if applicable):** If your model includes a float switch, ensure it is positioned correctly to activate and deactivate the pump at desired water levels without obstruction.
5. **Testing:** After installation, slowly fill the sump basin with water to test the pump's operation. Observe for proper activation, discharge, and deactivation. Check for any leaks.

6. OPERATING INSTRUCTIONS

The Glentronics E7055-NS pump is designed for automatic operation when connected to a float switch system. Manual operation is not typically recommended for sewage applications.

6.1 Automatic Operation

- Once properly installed and connected to power, the pump will activate automatically when the water level in the sump basin rises to the float switch's "ON" position.
- The pump will continue to operate, discharging wastewater, until the water level drops to the float switch's "OFF" position.

- Ensure the float switch has a clear range of motion and is not obstructed by the basin walls or other components.

6.2 Initial Start-up

During the first few cycles, monitor the pump to ensure it is functioning correctly. Listen for unusual noises and check for proper water flow and complete drainage of the basin.

7. MAINTENANCE

Regular maintenance helps ensure the longevity and reliable performance of your sewage pump.

7.1 Routine Checks (Monthly/Quarterly)

- **Power Disconnection:** Always disconnect power before any inspection or maintenance.
- **Sump Basin Inspection:** Check the sump basin for excessive debris, sludge buildup, or foreign objects that could impede pump operation or float switch movement.
- **Float Switch Check:** Manually lift and lower the float switch to ensure it moves freely and activates/deactivates the pump correctly.
- **Discharge Piping:** Inspect the discharge pipe and check valve for any signs of leaks or blockages.
- **Power Cord:** Examine the power cord for any cuts, abrasions, or damage. Replace if necessary.

7.2 Cleaning

If significant sludge or debris accumulates, the pump may need to be removed from the basin for thorough cleaning. Use a stiff brush and water to clean the pump housing and impeller area. Ensure all debris is removed from the impeller vanes.

CAUTION: Do not use harsh chemicals or solvents that could damage pump components.

8. TROUBLESHOOTING

This section provides solutions to common issues you might encounter with your sewage pump.

Problem	Possible Cause	Solution
Pump does not start	No power; Tripped circuit breaker/GFCI; Faulty float switch; Motor overload.	Check power supply; Reset breaker/GFCI; Inspect/replace float switch; Allow motor to cool and reset thermal protector.
Pump runs but no water discharges	Clogged impeller or discharge pipe; Air lock; Check valve stuck closed.	Disconnect power, clear obstructions; Prime pump if air locked; Inspect/replace check valve.
Pump runs continuously	Stuck float switch; Leaking check valve; Continuous inflow.	Inspect/free float switch; Replace check valve; Investigate source of continuous water inflow.
Pump cycles too frequently	Float switch set too close; Leaking check valve; Small sump basin.	Adjust float switch settings; Replace check valve; Consider a larger sump basin if feasible.

Problem	Possible Cause	Solution
Excessive noise or vibration	Debris in impeller; Worn bearings; Pump not sitting level.	Disconnect power, clear impeller; Contact service for bearing replacement; Ensure pump is level.

If troubleshooting steps do not resolve the issue, contact Glentronics customer support or a qualified service technician.

9. WARRANTY AND SUPPORT

Warranty information for the Glentronics E7055-NS Pro Series Sewage Pump is typically provided with the product at the time of purchase. Please refer to the documentation included in your product packaging for specific warranty terms and conditions.




For technical support, replacement parts, or warranty claims, please contact Glentronics customer service directly. Contact information can usually be found on the manufacturer's website or in the product packaging.

Manufacturer: Glentronics

Model: E7055-NS

© 2023 Glentronics. All rights reserved. Information in this manual is subject to change without notice.

Related Documents - E7055-NS

	<p>Glentronics Pro Series S1033 Sump Pump: Installation, Safety, and Operation Manual</p> <p>Comprehensive guide for the Glentronics Pro Series S1033 Sump Pump, covering safety instructions, installation, operation, troubleshooting, and warranty information.</p>
	<p>Glentronics, Inc. Limited Warranty</p> <p>Details the limited warranty terms for Glentronics, Inc. products, including coverage, exclusions, and service procedures for pumps, switches, and control units, with a one-year warranty period for parts and labor when used with a Basement Watchdog sump pump system.</p>
	<p>Glentronics PS-WiFi2 Module: Quick Start & Installation Guide</p> <p>This guide provides quick setup and installation instructions for the Glentronics PS-WiFi2 Module, enabling remote monitoring of sump pump systems via Wi-Fi. It covers initial setup, Wi-Fi connection, app registration, installation details, and warranty information.</p>



**HIGH GRATE CAST IRON
REVERSIBLE GRIDDLE
HG-GRZ-NS**





[\[pdf\]](#) User Manual Instructions

E7 Series manual 02 04 21 Pro Pumps This contains important SAFETY WARNINGS and OPERATING INSTRUCTIONS You will need to refer it before attempting any installation or maintenance

3558369_Owners content interlinebrands product document 50 The Home Depot 134656_Owners 10065

Sewage Pumps Instruction Manual Safety Warnings Models E7040, E7055, E7105

E7040-NS E7105-NS **E7055-NS** Important Safety Instructions SAVE THESE INSTRUCTIONS. This manual contains important SAFETY WARNINGS and OPERATING INSTRUCTIONS. You will need to refer to it before attempting any installation...

lang:en score:36 filesize: 625.73 K page_count: 6 document date: 2021-06-01



[\[pdf\]](#) User Manual Instructions

E7 Series manual 11 26 18 ! WARNING Sewage Pumps Instruction Manual Safety Warnings This should be retained for future reference by the electric company or a tripped circuit breaker Although deluxe controller can Installing Pump 1 Use pit that conforms to all local codes and is large enough accommodate pump float switch Larger sewage pits stopflooding assets 2 6 installation use are preferred since they will

Sewage Pumps Instruction Manual Safety Warnings Models E7040, E7055, E7105

E7040-NS E7105-NS **E7055-NS** Important Safety Instructions SAVE THESE INSTRUCTIONS. This manual contains important SAFETY WARNINGS and OPERATING INSTRUCTIONS. You will need to refer to it before attempting any installation...

lang:en score:35 filesize: 632.31 K page_count: 6 document date: 2018-11-26



[\[pdf\]](#) User Manual Instructions Specifications

AC Manual 4pgv2 E7055 E7100 E7 Sewage Man stopflooding 80 proseries s sumppumpsdirect manuals PHCC Pro Series Sewage Pumps Instruction Manual Safety Warnings Specifications Model No. Discharge Max Amps Solid GPM / GPH HP Volts Diameter 10 Handling 10 **E7055-NS** 1/2 120 2 7.3 2 78 / 4680 E7055-VS 1/2 120 2 7.3 2 78 / 4680 E7055-USC3 1/2 120 2 7.3 2 78 / 4680 E7100-NS 1 120 ...

lang:en score:31 filesize: 1.05 M page_count: 4 document date: 2011-05-25



[\[pdf\]](#) User Manual Instructions Specifications

AC Manual 4pgv2 E7040 E7055 E7100 1806059 web 4 2014 stopflooding proseries s PHCC Pro Series Sewage Pumps Instruction Manual Safety Warnings Specifications Model No. Discharge Max Amps Solid GPM / GPH HP Volts Diameter 10 Handling 10 E7040-NS 4/10 120 2 6.3 2 74 / 4440 E7040-VS 4/10 120 2 6.3 2 74 / 4440 E7040-USC3 4/10 120 2 6.3 2 74 / 4440 **E7055-NS** 1/2...

lang:en score:29 filesize: 983.98 K page_count: 4 document date: 2014-04-24



[pdf] User Manual Instructions

E7 Series manual 11 26 18 Owners User ManualGlenTronics E7055 VS Sewage Pump w Vertical Switch
1 2 HP First Supply168645 e7 seriesd2yn8sruhmqjt4 cloudfront net userfiles documents inriver original
168645 series |||

Sewage Pumps Instruction Manual Safety Warnings Models E7040, E7055, E7105
E7040-NS E7105-NS **E7055-NS** Important Safety Instructions SAVE THESE
INSTRUCTIONS. This manual contains important SAFETY WARNINGS and
OPERATING INSTRUCTIONS. You will need to refer to it before attempting any
installatio...

lang:en score:26 filesize: 632.31 K page_count: 6 document date: 2018-11-26



[pdf] Catalog

Catalog CC ALT 89349 glenTronics phcc 2400 catalogd2yn8sruhmqjt4 cloudfront net userfiles documents
inriver original catalog |||

Exceeding Expectations Energy E cient AC Pumps Battery Backup Sump Pumps
Combination Pumps Sewage Pu ... PM 10 ft GPH 10 ft Max head Max diameter solids
Discharge Amps 10 Weight Width Depth Height **E7055-NS** 1/2 HP 89 5340 23 / 7.0 m
2 / 5.1 cm 2 NPT / 5.1 cm 7.0 37 lbs / 16.8 kg 9 / 22.9 cm 5...

lang:en score:25 filesize: 4.47 M page_count: 24 document date: 2015-05-01



[pdf] User Manual Instructions

Pro Series Pumps E7 Sewage Pump Product Manual 02 04 21 E7040 E7055 E7105 sewage pump Feb 4
2021 · pumps will not operate during a power outage DO NOT use plumbing fixtures that are connected
to the pit Web stopflooding assets 2 6 |||

Sewage Pumps Instruction Manual Safety Warnings Models E7040, E7055, E7105
E7040-NS E7105-NS **E7055-NS** Important Safety Instructions SAVE THESE
INSTRUCTIONS. This manual contains important SAFETY WARNINGS and
OPERATING INSTRUCTIONS. You will need to refer to it before attempting any
installatio...

lang:en score:25 filesize: 694.7 K page_count: 6 document date: 2024-08-28



[pdf] User Manual Catalog

PHCC Pro Series Catalog Sump Pumps after the water falls Float switch can be unplugged from
controller for easy installation Includes Switch manual and stainless steel hose clamp Piggy back plug
stopflooding assets 2 6 10 float cord Deluxe DFC2 VSC2 TSC2

Exceeding Expectations REMOTE MONITORING Energy E cient AC Pumps Battery
Backup Sump Pumps Combinati ... GPH 10 ft Max head Max diameter solids
Discharge Amps 10 Weight Width Depth Height Model No. **E7055-NS** 1/2 HP 89 5340
23 / 7.0 m 2 / 5.1 cm 2 NPT / 5.1 cm 7.0 37 lbs / 16.8 kg 9 / 22.9 cm 5...

lang:en score:24 filesize: 8.17 M page_count: 24 document date: 2020-10-16



[\[pdf\]](#) Catalog

Catalog 09 2019 Email Glentronics PWA PHCC Pro Series Water Alarm First Supply168967 pro series pumps catalog 2019d2yn8sruhmqt4 cloudfront net userfiles documents inriver original 168967 ||| Exceeding Expectations REMOTE MONITORING Energy E cient AC Pumps Battery Backup Sump Pumps Combinati ... GPH 10 ft Max head Max diameter solids Discharge Amps 10 Weight Width Depth Height Model No. **E7055-NS** 1/2 HP 89 5340 23 / 7.0 m 2 / 5.1 cm 2 NPT / 5.1 cm 7.0 37 lbs / 16.8 kg 9 / 22.9 cm 5.... lang:en **score:24** filesize: 4.52 M page_count: 24 document date: 2019-09-23



[\[pdf\]](#) Installation Guide Borchure

PHCC Brochure 03 2017 stopflooding assets 2 6 Battery Backup Sump Pump Pump Systems Designed for the professional contractor No AC sump pump will wor5 SR33-VS ST1033-NS ST1050-NS S3033-NS S3050-NS S3100-NS S5033-NS S5050-NS E7040-NS E7105-NS **E7055-NS** Features SR33-VS ST1033 ST1050 S3033 S3050 S3100 Motor HP 1/3 HP 1/3 HP 1/2 HP 1/3 HP 1/2... lang:en **score:20** filesize: 5.71 M page_count: 2 document date: 2018-02-28



[Pro Series Pumps: Reliable Sump Pumps and Backup Systems](#)

Explore the comprehensive range of Pro Series Pumps, including energy-efficient AC sump pumps, battery backup sump pumps, combination pumps, and sewage pumps. Discover innovative switch technologies, water alarms, and standby batteries designed for reliability and performance. Glentronics, Inc. offers industry-leading solutions for basement flooding prevention. lang:en **score:19** filesize: 7.54 M page_count: 24 document date: 2022-02-14



[\[pdf\]](#) Catalog

Catalog CC ALT PHCC Pro Series stopflooding 80 proseries s Exceeding Expectations Energy E cient AC Pumps Battery Backup Sump Pumps Combination Pumps Sewage Pu ... PM 10 ft GPH 10 ft Max head Max diameter solids Discharge Amps 10 Weight Width Depth Height **E7055-NS** 1/2 HP 89 5340 23 / 7.0 m 2 / 5.1 cm 2 NPT / 5.1 cm 7.0 37 lbs / 16.8 kg 9 / 22.9 cm 5.... lang:en **score:17** filesize: 4.47 M page_count: 24 document date: 2015-05-01



[\[pdf\]](#) Installation Guide Troubleshooting Guide Specifications Catalog

Catalog 11 2018 EMAIL Go Now Phcc Pro Series 2400 Troubleshooting Install Url api ferguson dar step service Query ASSET ID 4909562 USE TYPE SPECIFICATION PRODUCT 7200659 |||

Exceeding Expectations REMOTE MONITORING Energy E cient AC Pumps Battery Backup Sump Pumps Combinati ... GPH 10 ft Max head Max diameter solids Discharge Amps 10 Weight Width Depth Height Model No. **E7055-NS** 1/2 HP 89 5340 23 / 7.0 m 2 / 5.1 cm 2 NPT / 5.1 cm 7.0 37 lbs / 16.8 kg 9 / 22.9 cm 5.... lang:en score:17 filesize: 7.45 M page_count: 24 document date: 2018-12-19



[\[pdf\]](#) Accessories Catalog

Exceeding Expectations U S Catalog Pro Series Sump Pumps Stop Flooding PS Update 02 09 24 web B stopflooding assets 2 6 |||

Exceeding Expectations Energy-Efficient AC Pumps Battery Backup Sump Pumps Combination Pumps Sewage ... 2 ft/6.7 m 2 in/5.1 cm 2 in NPT/5.1 cm 6.3 36 lb/16.3 kg 9 in/22.9 cm 5.875 in/15 cm 19 in/48.3 cm **E7055-NS** HP NS - No Switch* 89 5,340 23 ft/7.0 m 2 in/5.1 cm 2 in NPT/5.1 cm 7.0 37 lb/16.8 kg 9 in... lang:en score:16 filesize: 12.21 M page_count: 28 document date: 2024-02-09



[\[pdf\]](#) Catalog

Pro Series Pumps Catalog Canada 12 21 energy efficient pumps versatile CANADIAN Sump Stop Flooding Canadian Final 09 stopflooding assets 2 6 |||

Exceeding Expectations Energy-E cient AC Pumps Battery Backup Sump Pumps Combination Pumps Sewage Pu ... Ft GPH 10 Ft Max Head Max Diameter Solids Discharge Amps 10 Ft Weight Width Depth Height Model **E7055-NS** HP 89 5340 23 ft/7.0 m 2 in/5.1 cm 2 in NPT/5.1 cm 7.0 37 lb/16.8 kg 9 in/22.9 cm 5.875 in... lang:en score:14 filesize: 7.09 M page_count: 24 document date: 2022-02-02



[\[pdf\]](#) Accessories Catalog

U S Catalog Pro Series Sump Pumps Stop Flooding PS Updates 06 12 24 Web stopflooding assets 2 6 |||
Exceeding Expectations Energy-Efficient AC Pumps Battery Backup Sump Pumps
Combination Pumps Sewage ... 2 ft/6.7 m 2 in/5.1 cm 2 in NPT/5.1 cm 6.3 36 lb/16.3
kg 9 in/22.9 cm 5.875 in/15 cm 19 in/48.3 cm **E7055-NS** HP NS - No Switch* 89 5,340
23 ft/7.0 m 2 in/5.1 cm 2 in NPT/5.1 cm 7.0 37 lb/16.8 kg 9 in...

lang:en score:14 filesize: 12.59 M page_count: 28 document date: 2024-07-31



[\[pdf\]](#) Accessories Catalog

Pro Series Pumps Product Catalog 3 25 sump pumps combination pump systems sewage chemical
batteries switches controllers WiFi module benefits of a backup or combo system Clenit pit cleaner Water
alarm check valves choosing the right PS USA 03 Web stopflooding assets 2 6 |||
Exceeding Expectations Energy-Efficient AC Pumps Battery Backup Sump Pumps
Combination Pumps Sewage ... 2 ft/6.7 m 2 in/5.1 cm 2 in NPT/5.1 cm 6.3 36 lb/16.3
kg 9 in/22.9 cm 5.875 in/15 cm 19 in/48.3 cm **E7055-NS** HP NS - No Switch* 89 5,340
23 ft/7.0 m 2 in/5.1 cm 2 in NPT/5.1 cm 7.0 37 lb/16.8 kg 9 in...

lang:en score:14 filesize: 13.56 M page_count: 28 document date: 2025-03-27



[\[pdf\]](#) Accessories Catalog

Pro Series Pumps U S Catalog 05 09 25 AC sump pump battery backup water alarm preassembled
combination primary and system Wi Fi module sewage industrial strength pumps for the residential
market Dual Float Switch standby chemical check valves foot Clenit pit cleaner cord management box
choosing right Sump Stop Flooding Current US stopflooding assets 2 6 |||
Exceeding Expectations Energy-Efficient AC Pumps Battery Backup Sump Pumps
Combination Pumps Sewage ... 2 ft/6.7 m 2 in/5.1 cm 2 in NPT/5.1 cm 6.3 36 lb/16.3
kg 9 in/22.9 cm 5.875 in/15 cm 19 in/48.3 cm **E7055-NS** HP NS - No Switch* 89 5,340
23 ft/7.0 m 2 in/5.1 cm 2 in NPT/5.1 cm 7.0 37 lb/16.8 kg 9 in...

lang:en score:14 filesize: 12.97 M page_count: 28 document date: 2025-05-20



[\[pdf\]](#) Accessories Catalog

Pro Series Pumps Canadian Catalog 10 25 24 AC pump primary battery backup sump sewage chemical
combination and system check valves WiFi module water alarms CANADIAN Sump Stop Flooding PS
Canada interim web stopflooding assets 2 6 |||
Exceeding Expectations Energy-Efficient AC Pumps Battery Backup Sump Pumps
Combination Pumps Sewage ... 2 ft/6.7 m 2 in/5.1 cm 2 in NPT/5.1 cm 6.3 36 lb/16.3
kg 9 in/22.9 cm 5.875 in/15 cm 19 in/48.3 cm **E7055-NS** HP NS - No Switch* 89 5,340
23 ft/7.0 m 2 in/5.1 cm 2 in NPT/5.1 cm 7.0 37 lb/16.8 kg 9 in...

lang:en score:14 filesize: 12.36 M page_count: 28 document date: 2024-10-28



[pdf] Accessories Catalog

PHCC Pro Series S3050 VS Sump Pump With Vertical Float Switch S3 1 2 HP 115 Volts Discharge 73

GPM Max 33 ft Head 20 Cord Catalog pumpproducts media amasty amfile attach |||

Exceeding Expectations Energy-Efficient AC Pumps Battery Backup Sump Pumps

Combination Pumps Sewage ... 2 ft/6.7 m 2 in/5.1 cm 2 in NPT/5.1 cm 6.3 36 lb/16.3

kg 9 in/22.9 cm 5.875 in/15 cm 19 in/48.3 cm **E7055-NS** HP NS - No Switch* 89 5,340

23 ft/7.0 m 2 in/5.1 cm 2 in NPT/5.1 cm 7.0 37 lb/16.8 kg 9 in...

lang:en score:14 filesize: 10.99 M page_count: 28 document date: 2024-10-25



[pdf] Catalog

Catalog 2021 05 email Pro Series Pumps stopflooding assets 2 6

Exceeding Expectations Energy-E cient AC Pumps Battery Backup Sump Pumps

Combination Pumps Sewage Pu ... Ft GPH 10 Ft Max Head Max Diameter Solids

Discharge Amps 10 Ft Weight Width Depth Height Model **E7055-NS** HP 89 5340 23

ft/7.0 m 2 in/5.1 cm 2 in NPT/5.1 cm 7.0 37 lb/16.8 kg 9 in/22.9 cm 5.875 in...

lang:en score:14 filesize: 7.96 M page_count: 24 document date: 2021-05-20



[pdf] Catalog

Pro Series Pumps Catalog U S 12 21 battery backup sump pumps primary AC chemical sewage batteries for backup wifi controller View Sump Stop Flooding Catalog1 stopflooding assets 2 6 |||

Exceeding Expectations Energy-E cient AC Pumps Battery Backup Sump Pumps

Combination Pumps Sewage Pu ... Ft GPH 10 Ft Max Head Max Diameter Solids

Discharge Amps 10 Ft Weight Width Depth Height Model **E7055-NS** HP 89 5340 23

ft/7.0 m 2 in/5.1 cm 2 in NPT/5.1 cm 7.0 37 lb/16.8 kg 9 in/22.9 cm 5.875 in...

lang:en score:14 filesize: 7.42 M page_count: 24 document date: 2021-12-09



[\[pdf\]](#) Catalog

Pro Series Pumps U S Catalog 4 14 23 battery backup sump pumps AC primary combination and pump system sewage chemical Cienit pit cleaner check valves WiFi module cord management box fit quick connect pipe standby AGM Page Not Found Stop Flooding US Smallest File Size stopflooding assets 2 6
|||

Exceeding Expectations Energy-E cient AC Pumps Battery Backup Sump Pumps Combination Pumps Sewage Pu ... Ft GPH 10 Ft Max Head Max Diameter Solids Discharge Amps 10 Ft Weight Width Depth Height Model **E7055-NS** HP 89 5340 23 ft/7.0 m 2 in/5.1 cm 2 in NPT/5.1 cm 7.0 37 lb/16.8 kg 9 in/22.9 cm 5.875 in...
lang:en score:14 filesize: 8.36 M page_count: 24 document date: 2023-04-19