

Manuals+

[Q & A](#) | [Deep Search](#) | [Upload](#)

manuals.plus /

- › [KONG](#) /
- › [KONG Tugga Wubba Dog Toy User Manual](#)

KONG WT1

KONG Tugga Wubba Dog Toy User Manual

Model: WT1

PRODUCT OVERVIEW

The KONG Tugga Wubba is a durable dog toy designed for interactive play. It features a robust construction with ballistic nylon covering for enhanced toughness. The toy includes tails on both ends, facilitating easy pickup, throwing, and tugging activities. It is suitable for puppies and dogs, providing an engaging chew and play experience.




Image: A set of two KONG Tugger Wubba dog toys, showcasing their design with braided centers and multiple fabric tails. One toy is predominantly blue, and the other is red, both featuring purple accents in the braided section.

SETUP AND INITIAL USE

The KONG Tugger Wubba requires no assembly. It is ready for immediate use upon removal from its packaging. Ensure the toy is free from any packaging materials before presenting it to your pet.

- Unpack the KONG Tugger Wubba from its retail packaging.
- Inspect the toy for any damage or loose parts before first use.
- Introduce the toy to your dog in a supervised environment.

OPERATING INSTRUCTIONS

The KONG Tugger Wubba is designed for various forms of interactive play, including tugging, fetching, and chewing. Its durable construction is intended to withstand vigorous play.

Tug Play

Hold one end of the Tugger Wubba and allow your dog to grasp the other end or the central braided section. Engage in gentle tugging, allowing your dog to win occasionally to maintain interest and build confidence. The multiple tails provide ample grip for both human and dog.

Fetch Play

The design of the Tugger Wubba makes it easy to throw. Its weight and shape allow for good trajectory. Throw the toy and encourage your dog to retrieve it. The tails make it easy for your dog to pick up and carry.



Image: A young brown Labrador puppy engaging with the blue KONG Tugger Wubba toy, demonstrating its suitability for gentle chewing and interactive play.

Chew Activity

While designed for durability, no dog toy is indestructible. Supervise your dog during chew sessions to ensure safe play. The ballistic nylon covering and braided core are built to withstand moderate chewing.

MAINTENANCE AND CARE

Regular cleaning and inspection will extend the life of your KONG Tugga Wubba and ensure your pet's safety.

- **Cleaning:** The toy can be spot cleaned with mild soap and water. Rinse thoroughly to remove all soap residue. Allow to air dry completely before next use.
- **Inspection:** Regularly inspect the toy for signs of wear and tear, such as frayed fabric, loose threads, or damage to the braided core.
- **Replacement:** Discontinue use and replace the toy if significant damage is observed to prevent ingestion of small parts.

TROUBLESHOOTING

If you encounter issues with your KONG Tugga Wubba, consider the following:

- **Toy showing rapid wear:** While durable, the toy's lifespan depends on the dog's chewing habits. Aggressive chewers may wear down toys faster. Consider rotating toys or supervising play more closely.
- **Dog losing interest:** Introduce new ways to play with the toy, such as hiding it for your dog to find, or incorporating it into training sessions.

SPECIFICATIONS

Model Number	WT1
Product Type	Chew Toy / Interactive Toy
Material	Ballistic Nylon, Rope
Dimensions (Approx.)	9.3 x 5.3 x 1.9 inches (L x W x H)
Weight (Approx.)	6.4 ounces
Life Stage	Puppy, Adult Dog
Country of Manufacture	United States




Image: The KONG Tugba Wubba toy, illustrating its approximate dimensions for reference.

WARRANTY AND SUPPORT

KONG products are manufactured with quality and durability in mind. For specific warranty information or product support, please refer to the official KONG website or contact their customer service directly.

Official KONG Website: www.kongcompany.com





For further assistance, please contact KONG customer support through their website's contact page.



© 2025 KONG Company. All rights reserved.
KONG and Tugba Wubba are trademarks of KONG Company.

Related Documents - WT1

	<p>KONG Swiftglide 3-Speed Grooming Clipper Kit - User Manual and Instructions</p> <p>User manual for the KONG Swiftglide 3-Speed Grooming Clipper Kit (Model 33010003). Includes operating instructions, safety precautions, cleaning and maintenance guide, and warranty information.</p>
	<p>KONG Groommaster 2-Speed Cordless Clipper Kit: User Manual and Safety Guide</p> <p>Comprehensive guide for the KONG Groommaster 2-Speed Cordless-Corded Clipper Kit, covering setup, operation, maintenance, safety precautions, and warranty information.</p>

	<p>KONG Groommaster 3-Speed Cordless Clipper Kit - User Manual & Instructions</p> <p>Official user manual and operating instructions for the KONG Groommaster 3-Speed Cordless-Corded Clipper Kit (Model 33010004). Learn about safety, operation, cleaning, maintenance, and warranty.</p>
	<p>KONG TRIMMER+ 289.500 Work Positioning Lanyard - User Guide & Safety Information</p> <p>Official user guide and safety information for the KONG TRIMMER+ 289.500 work positioning lanyard. Learn about safe use, maintenance, inspections, and specifications for fall protection equipment.</p>
	<p>KONG Lanyard 2006 User Manual: Lanyards & Adjustable Work Positioning Lanyards</p> <p>Official user manual for KONG Lanyard 2006 series, covering Lanyards and Adjustable Work Positioning Lanyards. Includes safety, usage, maintenance, and technical details for professional and recreational applications.</p>
	<p>WT1 WiFi & RF 2-Channel LED Controller Tuya Smart App & Voice Control</p> <p>Discover the WT1 WiFi & RF 2-Channel LED Controller for single color and CCT LED strips. Features Tuya Smart App control, voice assistant compatibility (Alexa, Google Assistant), and RF remote options. Learn about installation, wiring, and setup.</p>