

slow slow Mo 06

slow Mo 06 Swiss Made One-Hand 24-Hour Watch Instruction Manual

Model: slow Mo 06

Brand: slow

INTRODUCTION

The slow Mo 06 watch offers a unique approach to timekeeping, featuring a single hand that completes one full rotation every 24 hours. This design encourages a broader perspective on the day, allowing users to perceive the progress of their entire day at a glance rather than focusing on individual minutes or seconds. This manual provides essential information for the setup, operation, and care of your slow Mo 06 timepiece.

PRODUCT FEATURES

- One-hand watch with Swiss 24-hour GMT movement (Ronda 505.24)
- 100-meter water-resistant case made of 316L stainless steel with a fully integrated case back
- Raised, extra-hardened K1 mineral glass with anti-reflective coating
- Soft strap crafted from finest Italian calf leather
- Swiss Made quality and precision

SETUP AND TIME SETTING

Your slow Mo 06 watch features a single crown for setting the time. Due to its unique 24-hour, one-hand movement, the setting procedure differs from conventional 12-hour watches.



Image: Side view of the slow Mo 06 watch, highlighting the crown used for time adjustment.

Setting the Time:

1. Gently pull the crown out to its setting position.
2. Rotate the crown **only in a clockwise direction** to advance the single hand. Turning counter-clockwise may damage the movement.
3. Continue rotating until the hand points to the correct 24-hour time. The dial is marked with hours (00, 02, 04, etc.) and smaller increments representing 10-minute intervals.
4. Once the correct time is set, push the crown back into its original position to engage the movement.

If you accidentally turn the crown counter-clockwise, continue turning it clockwise all the way around the dial and then reset the time to ensure proper function.

OPERATING YOUR SLOW Mo 06 WATCH

Reading the Time:

The slow Mo 06 watch displays the entire 24-hour day on its dial. The single hand indicates the current time. The top of the dial (12 o'clock position) represents noon, and the bottom (00/24 o'clock position) represents midnight.



Image: Front view of the slow Mo 06 watch face, illustrating the 24-hour dial and single hand.

- Each major number on the dial represents an hour (e.g., 02, 04, 06, 08, 10, 12, 14, 16, 18, 20, 22, 00/24).
- The smaller marks between the hours represent 10-minute intervals. For example, if the hand is halfway between 10 and 12, it indicates 11:00. If it's one mark past 10, it's approximately 10:10.
- With practice, you will quickly adapt to reading the time with sufficient precision for daily activities.

MAINTENANCE

Water Resistance:

The slow Mo 06 watch is water-resistant up to 100 meters (10 ATM). This means it is suitable for swimming and snorkeling, but not for diving. Ensure the crown is fully pushed in before any contact with water.

Cleaning:

To clean your watch, wipe the case and glass with a soft, damp cloth. Avoid using harsh chemicals or abrasive materials. For the leather strap, use a specialized leather cleaner or a slightly damp cloth, then allow it to air dry completely.

Battery Replacement:

The watch is powered by a product-specific battery. When the battery needs replacement, it is recommended to take your watch to a qualified watchmaker or an authorized service center. This ensures the proper battery type is used and the water resistance seal is maintained.

Strap Care:

The Italian calf leather strap is designed for comfort and durability. To prolong its life, avoid prolonged exposure to direct sunlight, extreme temperatures, and excessive moisture. If the strap becomes wet, dry it gently with a soft cloth and allow it to air dry naturally.

TROUBLESHOOTING

- **Watch not running:** Ensure the crown is fully pushed in. If the watch still does not run, the battery may need replacement.
- **Watch running slow or fast:** While the slow Mo 06 uses a precision Swiss movement, significant deviation in timekeeping may indicate a need for professional inspection. Ensure the time was set correctly by turning the crown only clockwise.
- **Difficulty reading the time:** The one-hand 24-hour display requires a period of adjustment. Refer to the 'Reading the Time' section and practice interpreting the hand's position relative to the 10-minute markers.






SPECIFICATIONS

Feature	Detail
Model Number	slow Mo 06
Movement	Swiss 24-hour GMT (Ronda 505.24)
Case Material	316L Stainless Steel
Water Resistance	100 Meters (10 ATM)
Glass Type	Raised, hardened K1 Mineral Glass with anti-reflective coating
Strap Material	Finest Italian Calf Leather
Battery	1 Product Specific battery (included)
Package Dimensions	4.1 x 4.1 x 4.1 inches
Item Weight	1.66 ounces
Manufacturer	slow

WARRANTY AND SUPPORT

For information regarding warranty coverage or to obtain support for your slow Mo 06 watch, please refer to the warranty card included with your purchase or visit the official slow watches website. Contact details for customer service are typically provided with the product documentation.

Related Documents - slow Mo 06

	<p>Bella 6QT Programmable Slow Cooker Instruction Manual</p> <p>Comprehensive instruction manual for the Bella 6QT Programmable Slow Cooker, covering safety guidelines, operating instructions, cooking times, care and cleaning, and warranty information.</p>
	<p>Beautiful 8qt Slow Cooker Instruction Manual</p> <p>User guide and safety instructions for the Beautiful 8qt Slow Cooker, covering operation, care, cleaning, and warranty information.</p>
	<p>Prepology 2 Qt Mini Slow Cooker: User Manual and Recipes</p> <p>Comprehensive guide for the Prepology 2 Qt Mini Slow Cooker, including safety guidelines, operating procedures, cleaning tips, and a variety of recipes like Spinach Artichoke Dip, Pulled Chicken Fajitas, and Loaded Potato Soup.</p>
	<p>Betty Crocker 6QT Slow Cooker User Manual and Recipes</p> <p>Comprehensive user manual and recipe guide for the Betty Crocker 6QT Slow Cooker (SKU: ZES021), featuring important safeguards, operating instructions, maintenance tips, and a variety of delicious recipes.</p>
	<p>Bella Slow Cooker Set: Instruction Manual for 6QT & 2QT Models</p> <p>Comprehensive instruction manual for the Bella Slow Cooker Set, featuring both 6QT programmable and 2QT manual models. Learn about safe operation, cooking tips, cleaning, and maintenance.</p>



[Daewoo 6.5L Stainless Steel Slow Cooker SDA1788 User Manual](#)

User manual for the Daewoo 6.5L Stainless Steel Slow Cooker, model SDA1788. Includes safety instructions, operating guide, cleaning and maintenance, technical specifications, and recipes.