

## Amazon Alexa

# Amazon Alexa User Manual

Your Guide to Getting Started and Maximizing Your Alexa Experience

## 1. INTRODUCTION TO AMAZON ALEXA

The Amazon Alexa is a cloud-based voice service that powers Amazon's range of smart devices. It allows users to interact with devices using voice commands to play music, make to-do lists, set alarms, stream podcasts, play audiobooks, and provide weather, traffic, sports, and other real-time information. Alexa can also control several smart home devices acting as a home automation system. This manual provides essential information for setting up, operating, maintaining, and troubleshooting your Alexa device.

## 2. SETUP GUIDE

Follow these steps to set up your Amazon Alexa device for the first time.

- Power On:** Plug your Alexa device into a power outlet using the provided power adapter. The light ring on your device will turn blue, then orange, indicating it is in setup mode.
- Download the Alexa App:** On your smartphone or tablet, download the Amazon Alexa app from your device's app store (App Store for iOS, Google Play Store for Android).
- Log In:** Open the Alexa app and log in with your Amazon account credentials. If you do not have an Amazon account, you will need to create one.
- Add Device:** In the Alexa app, tap the "Devices" icon at the bottom right, then tap the "+" icon in the top right corner. Select "Add Device" and choose "Amazon Echo" (or the specific Alexa device model you have).
- Connect to Wi-Fi:** Follow the on-screen instructions in the app to connect your Alexa device to your Wi-Fi network. Ensure your phone is connected to the same Wi-Fi network you intend to use for your Alexa device.
- Placement:** Place your Alexa device in a central location, away from walls or other objects that might obstruct the microphones.
- Voice Training (Optional):** Consider completing the voice training in the Alexa app to improve Alexa's recognition of your voice.

## 3. OPERATING YOUR ALEXA DEVICE

Interacting with Alexa is primarily done through voice commands.

Basic Voice Commands:

- **Wake Word:** Say "Alexa" to activate the device. The light ring will turn blue.
- **Asking Questions:** "Alexa, what's the weather like today?"
- **Music Playback:** "Alexa, play pop music." or "Alexa, play [song name] by [artist]."
- **Volume Control:** "Alexa, volume up." or "Alexa, set volume to 5."
- **Timers & Alarms:** "Alexa, set a timer for 10 minutes." or "Alexa, set an alarm for 7 AM."
- **News Briefing:** "Alexa, what's the news?"

Smart Home Control:

If you have compatible smart home devices, you can link them through the Alexa app and control them with voice commands.

- "Alexa, turn on the living room lights."
- "Alexa, set the thermostat to 22 degrees."
- "Alexa, dim the bedroom lights to 50%."

Skills:

Alexa's capabilities can be expanded by enabling "Skills" in the Alexa app. These are like apps for your Alexa device, offering various functionalities from games to productivity tools.

4. MAINTENANCE

Proper care ensures the longevity and optimal performance of your Alexa device.

- **Cleaning:** Use a soft, dry, lint-free cloth to clean the exterior of your device. Do not use abrasive cleaners or sprays.
- **Dust Prevention:** Keep the device free from dust accumulation, especially around speaker grilles and microphone openings.
- **Environment:** Avoid placing the device in direct sunlight, near heat sources, or in excessively humid environments.
- **Software Updates:** Alexa devices automatically receive software updates. Ensure your device is connected to Wi-Fi to receive these updates, which often include performance improvements and new features.

5. TROUBLESHOOTING

If you encounter issues with your Alexa device, try these common troubleshooting steps.

Problem	Solution
Alexa is not responding.	<ul style="list-style-type: none"><li>• Ensure the microphone is not muted (check for a red light ring).</li><li>• Speak clearly and loudly enough.</li><li>• Move closer to the device.</li><li>• Unplug the device from the power outlet, wait 30 seconds, and plug it back in.</li></ul>

Problem	Solution
Device is not connecting to Wi-Fi.	<ul style="list-style-type: none"> <li>• Check your Wi-Fi password.</li> <li>• Ensure your Wi-Fi router is working correctly.</li> <li>• Restart your Wi-Fi router and your Alexa device.</li> <li>• Try setting up the Wi-Fi connection again through the Alexa app.</li> </ul>
Music playback issues.	<ul style="list-style-type: none"> <li>• Verify your internet connection.</li> <li>• Check if your music service account is linked correctly in the Alexa app.</li> <li>• Try playing music from a different service.</li> </ul>
Smart home devices are not responding.	<ul style="list-style-type: none"> <li>• Ensure the smart home devices are powered on and connected to their respective networks.</li> <li>• Check if the devices are properly linked and enabled in the Alexa app.</li> <li>• Try rediscovering devices by saying "Alexa, discover my devices."</li> </ul>

## 6. SPECIFICATIONS

While specific hardware specifications vary by model, all Amazon Alexa devices share core functionalities.

- **Voice Assistant:** Amazon Alexa
- **Connectivity:** Wi-Fi (802.11a/b/g/n/ac), Bluetooth
- **Audio:** Integrated speaker(s), microphone array with far-field voice recognition
- **Power:** AC power adapter (specific voltage/amperage varies by model)
- **Operating System:** Amazon's proprietary OS
- **Features:** Voice control, smart home hub capabilities, music streaming, news, weather, alarms, timers, calls, messaging, skills.

## 7. WARRANTY AND SUPPORT







Amazon provides a limited warranty for Alexa devices. For detailed warranty information, please refer to the warranty card included with your product or visit the official Amazon support website.

### Customer Support:

For further assistance, technical support, or warranty claims, please contact Amazon Customer Service.

- **Online Support:** Visit [amazon.com/devicesupport](https://amazon.com/devicesupport)
- **Phone Support:** Check the Amazon support website for regional phone numbers.
- **In-App Support:** Access help and support options directly within the Amazon Alexa app.

When contacting support, please have your device's serial number and proof of purchase readily available.

	<p><a href="#">Alexa for Hospitality: Frequently Asked Questions</a></p> <p>Answers common questions about using Amazon Alexa in hotels, vacation rentals, and senior living facilities, covering features, privacy, and personalization.</p>
	<p><a href="#">Amazon Echo &amp; Alexa Brand Usage Guidelines for External Partners</a></p> <p>Official guidelines for external partners on the proper usage of Amazon Echo and Alexa brand assets, including logos, typography, colors, and representation in marketing materials. Ensure brand consistency and integrity.</p>
	<p><a href="#">Fulfilment by Amazon (FBA) Fee Schedule for Europe</a></p> <p>Detailed fee schedule for Fulfilment by Amazon (FBA) services in Europe, covering shipping fees, storage fees, optional services, and referral fees. Includes rates valid from October 15, 2025.</p>
	<p><a href="#">Amazon Fire TV Alexa Voice Remote Technical Details and Setup Guide</a></p> <p>Comprehensive guide to the Amazon Fire TV Alexa Voice Remote, covering setup, features, safety information, FCC compliance, and product specifications.</p>
	<p><a href="#">Instrukcja obsługi Amazon Fire TV Stick 4K i pilota Alexa Voice</a></p> <p>Szczegółowa instrukcja obsługi Amazon Fire TV Stick 4K, obejmująca podłączenie urządzenia do telewizora oraz konfigurację i funkcje pilota Alexa Voice.</p>
	<p><a href="#">Amazon Fire TV Stick Lite Quick Start Guide and Setup</a></p> <p>Get started with your Amazon Fire TV Stick Lite. This guide covers unboxing, setup, remote pairing, Wi-Fi connection, and safety information.</p>