

PureGuardian H965AR

PureGuardian H965AR 1-Gallon Ultrasonic Cool Mist Humidifier User Manual

Model: H965AR

1. INTRODUCTION

The PureGuardian H965AR Ultrasonic Cool Mist Humidifier is designed to guard against problems caused by dry air in your home. This unit features a 1-gallon tank, suitable for medium-sized rooms up to 320 sq. ft., and can operate for up to 70 hours on its lowest setting. It utilizes ultrasonic technology to disperse a fine, cool mist quietly into the air. An integrated aromatherapy tray allows for the addition of essential oils to enhance your environment. The humidifier also includes Silver Clean Protection within the tank to help maintain cleanliness.

2. IMPORTANT SAFEGUARDS

When using electrical appliances, basic safety precautions should always be followed to reduce the risk of fire, electric shock, and injury to persons. Please read all instructions before operating this humidifier.

- Always place the humidifier on a firm, flat, level surface.
- Keep the cord away from heated surfaces.
- Never use detergents or chemicals to clean the humidifier.
- Do not operate without water in the tank.
- Do not block air vents or mist outlet.
- Unplug the unit before filling, cleaning, or moving.
- This appliance has a polarized plug (one blade is wider than the other). To reduce the risk of electric shock, this plug is intended to fit into a polarized outlet only one way. If the plug does not fit fully into the outlet, reverse the plug. If it still does not fit, contact a qualified electrician. Do not attempt to defeat this safety feature.

3. PARTS LIST

- Humidifier Base
- 1-Gallon Water Tank
- Mist Nozzle

- Aromatherapy Tray





Figure 1: PureGuardian H965AR Humidifier. This image shows the complete humidifier unit from the front, highlighting its blue water tank and white base with control buttons.

4. SETUP INSTRUCTIONS

1. **Placement:** Place the humidifier on a firm, flat, water-resistant surface at least 6 inches away from walls and furniture. Ensure the mist outlet is not directed at walls or appliances.
2. **Fill Water Tank:**
 - Remove the water tank from the base.
 - Turn the tank upside down and unscrew the tank cap.
 - Fill the tank with cool, clean water. Distilled water is recommended to minimize mineral buildup and white dust.
 - Securely replace the tank cap.

A promotional graphic for the PureGuardian H965AR Humidifier. The background is a teal color with a pattern of small white dots. On the left is a large image of the humidifier, which is blue and white, with mist coming out of the top. The text "EFFORTLESS COMFORT ONE EXHALE AT A TIME" is written in large, white, bold, sans-serif capital letters at the top. Below this, in smaller white text, it says "Create a more comfortable home environment whether you've got congestion, allergies, or dry skin." To the right of the humidifier image, there is a row of six white icons, each with a black outline and a corresponding text label below it. The icons are: a lightbulb, a water drop, a shield, a flower, a leaf, and a circular arrow. The text labels are: "NIGHT LIGHT", "LARGE 1.0 GALLON TANK", "SILVER CLEAN™ TECHNOLOGY", "AROMA-THERAPY TRAY", and "3 SPEED MIST CONTROL". At the bottom left, the brand name "pure guardian" is written in a small, lowercase, sans-serif font.

Figure 2: Filling the Water Tank. The image illustrates the process of unscrewing the cap and filling the humidifier's water tank with water.

3. **Place Tank on Base:** Carefully place the filled water tank back onto the humidifier base, ensuring it is seated correctly.
4. **Plug In:** Plug the power cord into a 120V AC electrical outlet.

5. OPERATING INSTRUCTIONS

Power and Mist Control

1. Press the power button (**U**) once to turn the unit on at the lowest mist setting.
2. Press the power button again to cycle through medium and high mist settings.
3. Press the power button a fourth time to turn the unit off.

Night Light

Press the light bulb button () to turn the night light on or off independently of the mist function.

Aromatherapy Tray

1. Locate the aromatherapy tray on the side of the humidifier base.
2. Pull out the tray.
3. Add a few drops of your preferred essential oil onto the included pad. Do not add essential oils directly into the water tank.
4. Slide the tray back into the unit.



WELCOME TO YOUR SPA.

Designed with an easily accessible aromatherapy tray, so you can add your favorite essential oils or scents to your air to create a relaxing environment.

Figure 3: Aromatherapy Tray Use. A hand is shown adding drops of essential oil to the pad within the humidifier's aromatherapy tray.

Low Water Indicator

The humidifier will automatically shut off when the water level is low, and an indicator light will illuminate to signal that it's time to refill the tank.



PUTS THE SHHH IN FRESHHH.

Whisper-quiet humidification
for uninterrupted sleep.

Figure 4: Humidifier Control Panel. This image provides a close-up view of the power button and night light button on the humidifier's base.

6. MAINTENANCE

Regular cleaning is essential for optimal performance and to prevent mineral buildup and bacterial growth.

Daily Maintenance

- Empty the water tank and base.
- Wipe the base and tank with a clean, dry cloth.
- Refill the tank with fresh, cool water.

Weekly Maintenance

- Unplug the unit.
- Remove the water tank and empty any remaining water.
- Clean the water tank: Fill the tank halfway with water and add 2 tablespoons of white vinegar. Shake vigorously and let stand for 30 minutes. Empty and rinse thoroughly with clean water.
- Clean the base: Gently wipe the inside of the base and the ultrasonic transducer with a soft cloth dampened with white vinegar. Rinse with clean water. Do not submerge the base in water.

- Rinse the aromatherapy tray and pad.
- Ensure all parts are dry before reassembling.

Demineralization Cartridge (Optional)

To reduce white dust caused by hard water minerals, consider using a PureGuardian FLTDC30 demineralization cartridge. This cartridge replaces the tank lid and helps filter minerals from the water.



Figure 5: PureGuardian FLTDC30 Demineralization Cartridge. This image displays the packaging and the cartridge itself, designed to reduce mineral buildup.

7. TROUBLESHOOTING

Problem	Possible Cause	Solution
No mist or very little mist	No power; No water in tank; Mineral buildup on transducer; Tank not seated correctly.	Check power connection; Refill water tank; Clean transducer; Re-seat tank properly.

Problem	Possible Cause	Solution
White dust around humidifier	Hard water minerals.	Use distilled water; Install a demineralization cartridge (FLTDC30).
Excessive dampness around unit	Mist level too high; Unit too close to objects.	Reduce mist output; Move unit further from walls/furniture.
Unusual odor	Dirty water or tank.	Clean tank and base thoroughly; Use fresh water.
Gurgling noise	Normal operation as water flows from tank to base.	No action required.

8. SPECIFICATIONS

- **Brand:** PureGuardian
- **Model Name:** PureGuardian 70-Hour 1-Gallon Ultrasonic Cool Mist Humidifier with Aroma Tray
- **Model Number:** H965AR
- **Tank Capacity:** 1 Gallon
- **Run Time:** Up to 70 hours (on low setting)
- **Coverage Area:** 320 Square Feet
- **Operation Mode:** Ultrasonic
- **Product Dimensions:** 7.5"D x 7.5"W x 13.25"H
- **Item Weight:** 2.4 Pounds
- **Voltage:** 120 Volts
- **Included Components:** Aromatherapy Tray



Figure 6: Humidifier Dimensions. This diagram shows the height, width, and depth measurements of the PureGuardian H965AR humidifier.

9. WARRANTY INFORMATION

This PureGuardian H965AR Humidifier comes with a **3-year limited warranty** from the date of purchase. For detailed warranty terms and conditions, please refer to the official PureGuardian website or contact customer support.

10. CUSTOMER SUPPORT






For further assistance, troubleshooting, or to inquire about replacement parts, please visit the official PureGuardian website or refer to the comprehensive user guide PDF available online. You may also contact PureGuardian customer service directly for support.

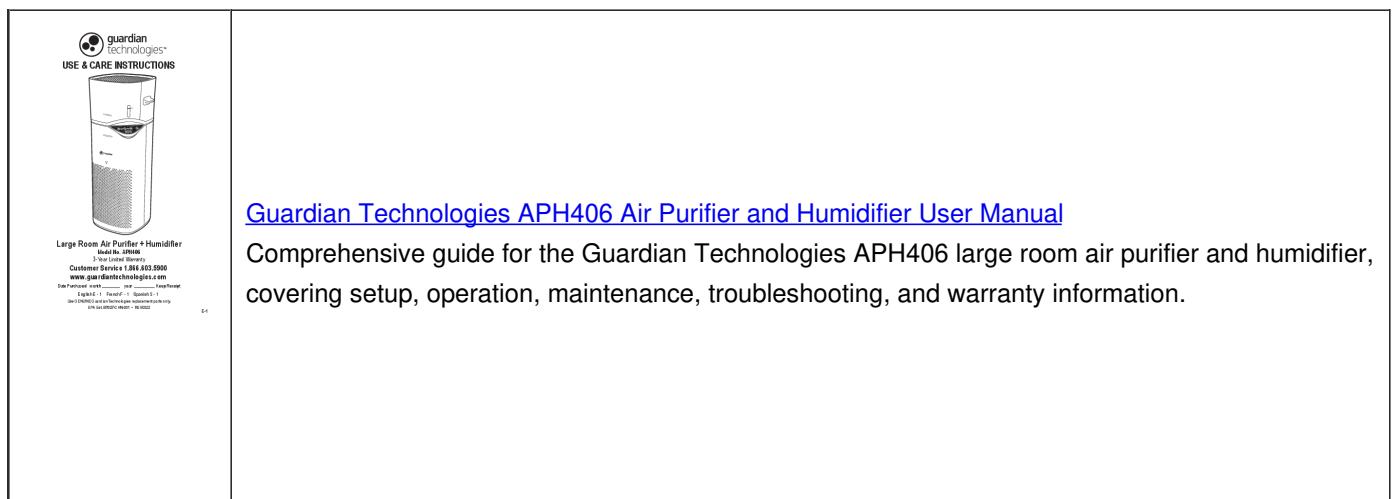
Online Resources:

- User Manual (PDF): [Download PDF](#)
- Troubleshooting Guide (PDF): [Download PDF](#)

© PureGuardian. All rights reserved.

Related Documents - H965AR

 <p>guardian technologies USE & CARE INSTRUCTIONS</p> <p>1 Gallon Top Fill Ultrasonic Humidifier Model No. H980W 3-Year Limited Warranty Customer Service 1.866.633.8900 www.guardiantechnologies.com</p> <p>Don't Forget to Read the Instructions Before Use!</p> <p>English French Spanish Chinese</p> <p>Don't Forget to Read the Instructions Before Use!</p>	<p>Guardian Technologies H980W Ultrasonic Humidifier: Use & Care Instructions</p> <p>Comprehensive guide for the Guardian Technologies H980W 1-gallon ultrasonic cool mist humidifier, covering setup, operation, cleaning, maintenance, troubleshooting, and warranty information.</p>
 <p>guardian technologies USE & CARE INSTRUCTIONS</p> <p>Top Fill Ultrasonic Humidifier Model No. H997 3-Year Limited Warranty Customer Service 1.866.633.8900 www.guardiantechnologies.com</p> <p>Don't Forget to Read the Instructions Before Use!</p> <p>English French Spanish Chinese</p> <p>Don't Forget to Read the Instructions Before Use!</p>	<p>Guardian Technologies H997 Ultrasonic Humidifier: Use and Care Instructions</p> <p>Comprehensive guide for the Guardian Technologies H997 Top Fill Ultrasonic Humidifier, covering setup, operation, cleaning, maintenance, and troubleshooting. Learn how to use the humidistat, timer, night light, and mist output settings for optimal performance. Includes warranty information and safety warnings.</p>
 <p>guardian technologies USE & CARE INSTRUCTIONS</p> <p>Ultrasonic Humidifier Model No. H1250 3-Year Limited Warranty Customer Service 1.866.633.8900 www.guardiantechnologies.com</p> <p>Don't Forget to Read the Instructions Before Use!</p> <p>English French Spanish Chinese</p> <p>Don't Forget to Read the Instructions Before Use!</p>	<p>Guardian Technologies H1250 Ultrasonic Humidifier: Use and Care Manual</p> <p>Comprehensive guide for the Guardian Technologies H1250 Ultrasonic Humidifier, covering setup, operation, features, cleaning, maintenance, and troubleshooting. Includes warranty information and safety warnings.</p>
 <p>guardian technologies USE & CARE INSTRUCTIONS</p> <p>Salt Lamp and Humidifier with Aromatherapy Tray Model No. H1117 3-Year Limited Warranty Customer Service 1.866.633.8900 www.guardiantechnologies.com</p> <p>Don't Forget to Read the Instructions Before Use!</p> <p>English French Spanish Chinese</p> <p>Don't Forget to Read the Instructions Before Use!</p>	<p>Guardian Technologies H1117 Salt Lamp and Humidifier with Aromatherapy Tray - Use & Care Manual</p> <p>Comprehensive guide for the Guardian Technologies H1117 3-in-1 Salt Lamp and Humidifier with Aromatherapy Tray, covering setup, operation, cleaning, and troubleshooting. Includes warranty information and safety precautions.</p>
 <p>pureguardian USE & CARE INSTRUCTIONS</p> <p>Ultrasonic Humidifier Model No. H1500 3-Year Limited Warranty Customer Service 1.866.633.8900 www.pureguardian.com</p> <p>Don't Forget to Read the Instructions Before Use!</p> <p>English French Spanish Chinese</p> <p>Don't Forget to Read the Instructions Before Use!</p>	<p>PureGuardian H1500 Ultrasonic Humidifier: Use & Care Instructions</p> <p>This document provides comprehensive use and care instructions for the PureGuardian H1500 Ultrasonic Humidifier. It includes product specifications, features, operating directions, maintenance guidelines, troubleshooting tips, and warranty information.</p>



Documents - PureGuardian – H965AR

[\[pdf\]](#) User Manual Warranty

H965AR manual 0318 Product Instruction Manuals Guardian Technologies v 1607450801 cdn shopify s files 1 0415 4009 2054 |||

LIMITED WARRANTY To the consumer, Guardian Technologies LLC warrants this product to be free of defe ... arardriainanTTeecchhnnoologgieieessLLLLCC USE CARE INSTRUCTIONS Ultrasonic Humidifier Model No. **H965AR** 3-Year Limited Warranty Customer Service 1.866.603.5900 www.guardiantechnologies.com Date Pur...

lang:en **score:46** filesize: 1.63 M page_count: 12 document date: 2018-04-13

[\[pdf\]](#) User Manual Guide Warranty

H965AR manual 0318 User guide PureGuardian H965 Ultrasonic Cool Mist Humidifier for Bedrooms Babies Nursery Quiet Filter Free 1 Gal Tank 70 hr Treated Reduces Mold Pure Guardian with Essential Oil Tray Health Personal Care A1Is5oyaZaS m media amazon images I |||

LIMITED WARRANTY To the consumer, Guardian Technologies LLC warrants this product to be free of defe ... arardriainanTTeecchhnnoologgieieessLLLLCC USE CARE INSTRUCTIONS Ultrasonic Humidifier Model No. **H965AR** 3-Year Limited Warranty Customer Service 1.866.603.5900 www.guardiantechnologies.com Date Pur...

lang:en **score:40** filesize: 1.61 M page_count: 12 document date: 2018-12-28

[\[pdf\]](#) User Manual Instructions Warranty

H965AR manual 0318 USE CARE INSTRUCTIONS files bbystatic Customer Service 1 866 603 5900 guardiantechnologies Use GENUINE Guardian Technologies replacement parts only REV0318 E ©2016 LLC LIMITED WARRANTY To the consumer warrants this product to be free of defects in materials or 4372d290 2f96 4cb0 96ff 56dd8950dd51 Sw9NVRI7rTa2e95xklQCOQ

LIMITED WARRANTY To the consumer, Guardian Technologies LLC warrants this product to be free of defe ... arardriainanTTeecchhnnoologgieieessLLLLCC USE CARE INSTRUCTIONS Ultrasonic Humidifier Model No. **H965AR** 3-Year Limited Warranty Customer Service 1.866.603.5900 www.guardiantechnologies.com Date Pur...

lang:en **score:34** filesize: 1.63 M page_count: 12 document date: 2018-06-21

[\[pdf\]](#) Frequently Asked Questions Catalog

Jenny Hess 2 Gal Ultrasonic Warm and Cool Mist Humidifier with UV C Aroma Tray FAQ PureGuardian

H5450BCA 817624011714 0817624011714 1002757225 7df03bb7 f555 4647 89f2 e3d07dee24b3

images thdstatic catalog Images 7d Pureguardian Cleaning Technology Pure Guardian 5 gal for Rooms

up to 350 sq ft in Blue White 30 Hour Runtime on Low Aromatherapy H940AR The Home Depot

Humidifiers are more frequently used the winter warm mist helps maintain a warmer temperature your

home during months Mist FAQWarm Mist Pure DepotPureGuardian 7 5L CanadaPureguardian

Technologyv1images e3d07dee24b3images homedepot ca 1001233621 FAQimages |||

Humidifiers Why should I buy a humidifier Humidifiers help make a home or room

more comfortable by ... axing environment with essential oils. The humidifiers that

include aromatherapy trays are: H940AR, **H965AR**, H1210AR, H1250AR, H4750AR, and H4810AR. What is the difference between warm mist and cool mi...

lang:en **score:28** filesize: 127.46 K page_count: 3 document date: 2021-07-26

[\[pdf\]](#) User Manual Instructions Specifications Warranty Catalog

1 gal Ultrasonic Cool Mist Humidifier Use and Care Manual PureGuardian H965AR 817624010298

0817624010298 1000927878 7c0a6395 3175 4199 8df3 1ebfdee0c6fc images thdstatic catalog Images

7c |||

USE CARE INSTRUCTIONS Guardian Technologies LLC 26251 Bluestone Blvd.

Euclid, Ohio 44132 1.866.603.5900 www.guardiantechnologies.com Ultrasonic

Humidifier Model No. H965 3-Year Limited Warranty www.guardiantechnologies.com

1.866.603.5900 REV0714 English E - 1 French F - 1 Spanish S -...

lang:en **score:22** filesize: 1.54 M page_count: 16 document date: 2014-07-30

[\[pdf\]](#) User Manual Instructions Specifications Warranty

H965 user manual 0424 PureGuardian 1 Gallon Ultrasonic Cool Mist Humidifier with Essential Oil Tray 70

Hour Run Time on Low Covers 320 Sq Ft Silver Clean Protection Filter Free for Bedrooms Offices Home

H965AR One GallonH965AR User Manual B0D1KVXQZ4 B0D6X58YCY B08FTKHL9V B0D7NY45LY

B00OKD7RTU81nBuNH f2Lm media amazon images I 81nBuNH f2L Gallon70 HumidifierH965AR

B00OKD7RTUm ||| ||| TM USER MANUAL 70-Hour Ultrasonic Humidifier Model No. H965 Questions

Contact us 1.866.603.5900 guardiantechnologies.com 5-Year Limited Warranty Date Purchased Month

Year _ Keep Receipt REV0424 READ AND SAVE THESE INSTRUCTIONS WARNINGS Fail


TM USER MANUAL 70-Hour Ultrasonic Humidifier Model No. H965 Questions

Contact us 1.866.603.5900 guardiantechnologies.com 5-Year Limited Warranty Date

Purchased Month _____ Year _____ Keep Receipt REV0424 READ AND

SAVE THESE INSTRUCTIONS WARNINGS Failure to comply with the warnings lis...

lang:en **score:21** filesize: 448.45 K page_count: 24 document date: 2024-05-20





[pdf]

Slide 1 Dan Abrams Guardian Brand Portfolio NET Model AC4900CA Suggested Retail \$99 99 3 in Air Purifier HEPA Filter UV Sanitizer Odor Reduction 20 Page 21 22 SPEED TOWER Best used for 57270b09 2c57 4c2e b2da fa71b4222d37 housewares blob core windows net exhdir original ||| Guardian Brand Portfolio 2020 Home Environment Products 1 Healthy Home Solutions Provider Brand Pr ... t must be cleaned or replaced and breed mold and mildew Refill Indicator Automatic Shut-Off Model: **H965AR** Suggested Retail: 54.99 57 30-Hour Ultrasonic Cool Mist Humidifier Aromatherapy FIGHTS... lang:en score:16 filesize: 5.49 M page_count: 77 document date: 2020-01-30

[pdf] Instructions Specifications Guide Warranty

Ultrasonic Humidifier National Allergy SupplyD OUVRIIR VOUS MÊME LE COMPARTIMENT DU MOTEUR AGIR DE LA SORTE RISQUE D ANNULER VOTRE GARANTIE ENDOMMAGER L HUMIDIFICATEUR OU CAUSER DES bLESSURES F GermGuardianH965natlallergy images art GermGuardianH965 srsltid AfmBOOpO msQswAM7oppvcJrBAI 3k51Z5pBK6Zxr707yhxR2N0dxszv PureGuardian 1 Gallon Cool Mist with Essential Oil Tray 70 Hour Run Time on Low Covers 320 Sq Ft Silver Clean Protection Filter Free for Bedrooms Offices Home H965AR One GallonUltrasonic SupplyH965AR User Guide B0D1KVXQZ4 B0D6X58YCY B08FTKHL9V B0D7NY45LY B00OKD7RTUD F A1YL73oAp Lm media amazon I A1YL73oAp Lnatlallergy ||| USE CARE INSTRUCTIONS Guardian Technologies LLC 26251 Bluestone Blvd. Euclid, Ohio 44132 1.866.603.5900 www.guardiantechnologies.com Ultrasonic Humidifier Model No. H965 3-Year Limited Warranty www.guardiantechnologies.com 1.866.603.5900 REV0115 English E - 1 French F - 1 Spanish S -... lang:en score:13 filesize: 1.54 M page_count: 16 document date: 2015-01-23

