

[Manuals.plus](#) /

› [Ubisoft](#) /

› [Ubisoft Tetris Ultimate Nintendo 3DS Game Instruction Manual](#)

Ubisoft UBP10501002

Tetris Ultimate Instruction Manual - Nintendo 3DS

Model: UBP10501002 | Brand: Ubisoft

INTRODUCTION

This manual provides essential information for setting up, operating, and maintaining your Tetris Ultimate game for Nintendo 3DS. Please read this manual thoroughly to ensure optimal enjoyment and understanding of the game's features.



Image: Tetris Ultimate game cartridge box for Nintendo 3DS.

SETUP

To begin playing Tetris Ultimate on your Nintendo 3DS system, follow these steps:

1. **Insert Game Card:** Open the game card slot on your Nintendo 3DS system. Insert the Tetris Ultimate game card firmly until it clicks into place.
2. **Power On:** Turn on your Nintendo 3DS system.
3. **Select Game:** On the HOME Menu, tap the Tetris Ultimate icon to launch the game.
4. **Digital Download (if applicable):** If you purchased the digital version, ensure it is downloaded and installed from the Nintendo eShop. The game icon will appear on your HOME Menu upon successful installation.

OPERATING INSTRUCTIONS

Tetris Ultimate offers various game modes and features. Familiarize yourself with the basic controls and gameplay mechanics.

Basic Controls (Nintendo 3DS)

- **D-Pad / Circle Pad:** Move Tetrimino left or right.
- **Up on D-Pad:** Hard Drop (instantly drops Tetrimino).

- **Down on D-Pad:** Soft Drop (speeds up Tetrimino descent).
- **A Button / B Button:** Rotate Tetrimino clockwise / counter-clockwise.
- **L Button / R Button:** Hold Tetrimino (swaps current Tetrimino with held one).
- **START Button:** Pause game.

Game Modes

Explore a variety of modes designed for different play styles:

- **Marathon:** Play endlessly to clear 150 lines.
- **Endless:** Survive as long as possible.
- **Ultra:** Score as many points as possible in three minutes.
- **Sprint:** Clear 40 lines as quickly as possible.
- **Battle:** Challenge opponents in a head-to-head match.
- **Battle Ultimate:** Battle with power-ups.
- **Challenge Modes (3DS Exclusive):**
 - *Master:* Blocks appear at the bottom and rise.
 - *Rotation Lock:* Tetriminos cannot be rotated.
 - *Invisible:* Tetriminos become invisible once placed.

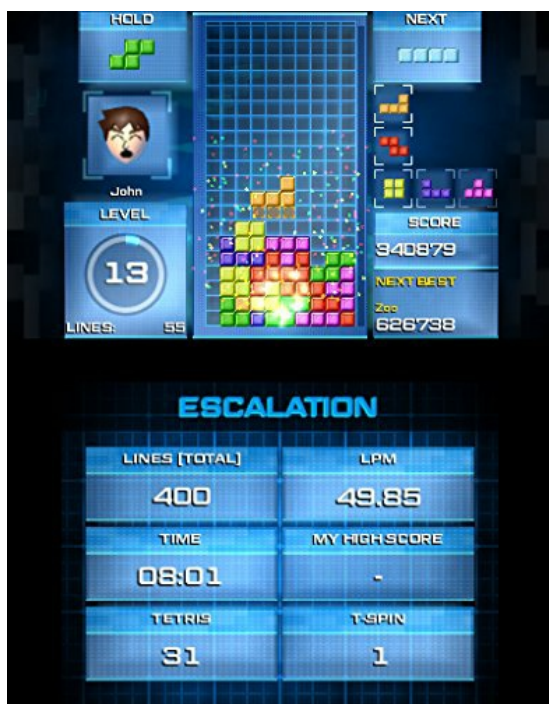


Image: Standard gameplay screen displaying current game statistics like level, lines cleared, and score.




Image: Multiplayer screen showing three individual player game boards during a match.

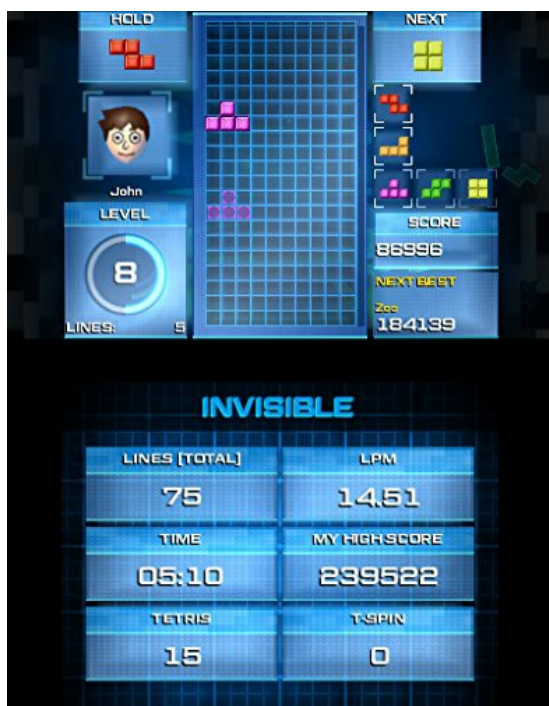


Image: Gameplay screen from Invisible mode, where placed Tetriminos are not visible.

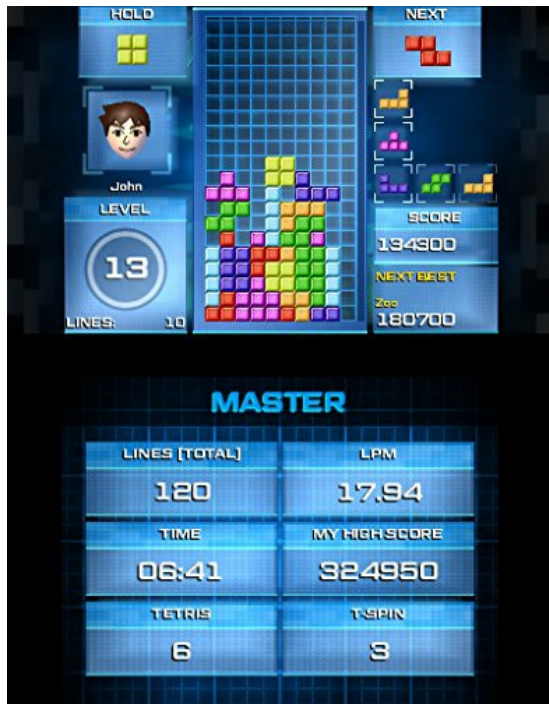


Image: Gameplay screen from Master mode, featuring rising blocks from the bottom.

Social Features & Leaderboards

Connect with friends and compete globally:

- **Social Feeds:** Stay updated on in-game events and track friends' scores.
- **Leaderboards:** Post your scores and compare them with friends and players worldwide.
- **Replay:** The game captures and saves your games, allowing you to review your strategy and improve.
- **Download Play:** Play against others locally who do not own the game (requires one game card).
- **StreetPass:** Watch others play the game via StreetPass functionality.



Image: Leaderboards screen displaying global and domestic rankings for various game modes.

Official Game Trailer

Your browser does not support the video tag.

Video: Official trailer for Tetris Ultimate, showcasing gameplay and features. This video provides a visual overview of the game's dynamic elements and various modes.

MAINTENANCE

To ensure the longevity and proper functioning of your Tetris Ultimate game card:

- **Storage:** Store the game card in its original case or a protective holder when not in use.
- **Cleaning:** If the gold connectors on the back of the game card become dirty, gently wipe them with a soft, dry cloth. Do not use liquids or abrasive materials.
- **Handling:** Avoid touching the gold connectors directly with your fingers. Do not bend, drop, or expose the game card to extreme temperatures or moisture.

TROUBLESHOOTING

If you encounter issues while playing Tetris Ultimate, consider the following common solutions:

- **Game Not Loading:**
 - Ensure the game card is fully inserted into the Nintendo 3DS slot.
 - Clean the game card's gold connectors as described in the Maintenance section.
 - Restart your Nintendo 3DS system.
- **Controls Unresponsive:**
 - Check if your Nintendo 3DS system's buttons are functioning correctly with other applications or games.
 - Ensure your hands are not obstructing any sensors or buttons.
 - Restart the game and/or the system.
- **Freezing or Crashing:**
 - Save your game progress frequently.
 - Restart the Nintendo 3DS system.
 - Ensure your system software is up to date.

If problems persist, refer to the Nintendo 3DS system manual or contact Ubisoft Support.

SPECIFICATIONS

Feature	Detail
Product Title	Tetris Ultimate
Platform	Nintendo 3DS
Brand	Ubisoft

Feature	Detail
Model Number	UBP10501002
ASIN	B00OBZI7BY
UPC / GTIN	887256000073
Release Date	November 11, 2014
Number of Players	Multiplayer (up to 4 players)
Language	English
ESRB Rating	Everyone

WARRANTY AND SUPPORT

For technical assistance, warranty information, or customer support regarding Tetris Ultimate, please contact Ubisoft Support:

- **Ubisoft Support Website:** <https://www.ubisoft.com/en-us/help>
- Refer to the official Ubisoft website for the most current contact information and support resources.

Please retain your proof of purchase for any warranty claims.