

## Manuals+

[Q & A](#) | [Deep Search](#) | [Upload](#)

manuals.plus /

- › [Mattel](#) /
- › [Mattel Hot Wheels 2001 Collector No. 123 Wheel Loader Instruction Manual](#)

## Mattel 2001 Collector No. 123 Wheel Loader

# Mattel Hot Wheels 2001 Collector No. 123 Wheel Loader Instruction Manual

**Model:** 2001 Collector No. 123 Wheel Loader

**Brand:** Mattel

## INTRODUCTION

This manual provides information regarding the Mattel Hot Wheels 2001 Collector No. 123 Wheel Loader. This product is a 1:64 scale die-cast toy vehicle designed for play and collection.

## PRODUCT OVERVIEW



*Image: Hot Wheels 2001 Collector No. 123 Wheel Loader in original packaging.*

This image displays the Hot Wheels 2001 Collector No. 123 Wheel Loader in its blister packaging. The packaging features the iconic Hot Wheels logo, 'Collector No. 123', '3+', 'Die-Cast Metal', 'Guaranteed For Life', and 'Plastic Parts'. The toy itself is a silver and black wheel loader with a movable front bucket, visible through the clear plastic.

## SAFETY INFORMATION

- Recommended for ages 3 and up.
- Contains small parts which may pose a choking hazard for children under 3 years of age.
- This product is made of die-cast metal with plastic parts.
- Adult supervision is recommended during play.

## SETUP

1. Carefully remove the Hot Wheels Wheel Loader from its packaging.
2. Dispose of packaging materials responsibly.
3. Inspect the vehicle for any visible damage before play.

## OPERATING INSTRUCTIONS

The Hot Wheels Wheel Loader is a free-rolling toy vehicle designed for imaginative play.

- Place the vehicle on a flat, smooth surface.
- Push the vehicle forward or backward to initiate movement.
- The front loader bucket may be manually articulated for various play scenarios.

## MAINTENANCE

- To clean the vehicle, wipe gently with a soft, dry cloth.
- Avoid using harsh chemicals or abrasive cleaners, as these may damage the finish.
- Store the vehicle in a dry, cool place away from direct sunlight to prevent material degradation.

## TROUBLESHOOTING

- **Wheels do not roll smoothly:** Check for any debris or obstructions in the axle area. Gently remove any foreign material.
- **Parts appear loose:** This product is designed for durability. If any part becomes excessively loose or detached, discontinue use and refer to the warranty information.

## SPECIFICATIONS

| Feature                        | Detail                            |
|--------------------------------|-----------------------------------|
| Scale                          | 1:64                              |
| Material                       | Die-cast metal with plastic parts |
| Recommended Age                | 3+                                |
| Product Dimensions (packaging) | 6 x 6 x 6 inches                  |
| Item Weight (packaging)        | 2.72 ounces                       |
| Model Number                   | Collector No. 123                 |
| ASIN                           | B00NZIFAH2                        |

*Note: Dimensions and weight refer to the product in its original packaging.*

## WARRANTY INFORMATION

This Hot Wheels product is "Guaranteed For Life" by Mattel. For details regarding this guarantee, please refer to the official Mattel warranty policy or contact Mattel customer support. This guarantee typically covers manufacturing defects under normal use.







## CUSTOMER SUPPORT

For further assistance, questions, or warranty claims, please contact Mattel Customer Service.

You can find contact information on the official Mattel website: [www.mattel.com/en-us/service](http://www.mattel.com/en-us/service)

Please have your product model (2001 Collector No. 123 Wheel Loader) and ASIN (B00NZIFAH2) available when contacting support.

### Related Documents - 2001 Collector No. 123 Wheel Loader

|   |   |
|---|---|
|    | <p><a href="#">Hot Wheels Ultra Hots Loop Madness Track Set: Assembly, Play, and Storage Guide</a></p> <p>Comprehensive guide for the Hot Wheels Ultra Hots Loop Madness track set. Learn how to assemble, play, and store your track with clear, step-by-step instructions and tips.</p>                               |
|   | <p><a href="#">Hot Wheels RC Tesla Cybertruck - User Manual and Instructions</a></p> <p>Comprehensive guide for operating and maintaining the Hot Wheels RC Tesla Cybertruck, including setup, charging, driving, safety, and troubleshooting tips.</p>   |
|  | <p><a href="#">Hot Wheels '90 Acura NSX Brick Building Set - Iconic Sports Car Model</a></p> <p>Discover the '90 Acura NSX through the Hot Wheels Elite Series™ brick building set. Learn about its history, design, and customization options for this iconic sports car model.</p>                                    |
|  | <p><a href="#">Hot Wheels Elite Series '90 Honda NSX Building Set</a></p> <p>Build and customize the iconic '90 Honda NSX with the Hot Wheels Elite Series. This detailed building set from Mattel pays homage to racing history and car culture, offering authentic display and personalization options.</p>           |
|  | <p><a href="#">Cruncher™ Owner's Guide: Interactive Toy Dinosaur Instructions</a></p> <p>Comprehensive owner's guide for the Mattel Cruncher™ toy (Model R2011-0920). Learn how to install batteries, operate controls, explore play modes, and troubleshoot issues for this interactive prehistoric pet.</p>           |
|  | <p><a href="#">Basher Science Card Game: Battle &amp; Match - Educational Fun</a></p> <p>Discover the Basher Science Card Game, featuring two exciting games: Battle and Match. Learn science facts while playing strategy games. Includes a collector's guide to science-themed figures and keychains from Mattel.</p> |