

## Etekcity EL11

# Etekcity EL11 Digital Luggage Scale User Manual

Model: EL11

## INTRODUCTION

This manual provides instructions for the safe and proper operation and maintenance of your Etekcity EL11 Digital Luggage Scale. Please read this manual thoroughly before use and retain it for future reference.

## SAFETY INFORMATION

- Do not overload the scale beyond its maximum capacity of 110 lb (50 kg).
- Keep the scale away from water and extreme temperatures.
- Do not attempt to disassemble or repair the scale yourself. Contact customer support if service is required.
- Keep batteries out of reach of children.

## PRODUCT OVERVIEW

The Etekcity EL11 Digital Luggage Scale is designed for accurate weighing of luggage and other items up to 110 lb (50 kg). It features a clear LCD display and simple controls.



**Image Description:** A top-down view of the Etekcity EL11 Digital Luggage Scale, showcasing its compact design, digital display, and the attached black webbed strap with a metal hook.



## Strong & Accurate

Weigh up to 110 lb / 50 kg with an accuracy of 0.1 lb / 0.05 kg.

**Image Description:** A silver Etekcity EL11 Digital Luggage Scale with various components labeled. These include the Power Button (Z/T), Unit Switching Button (UNIT), LCD Display, Stainless Steel Triangle Ring, Stainless Steel Hook, and Webbed Belt.

### Components:

- **Power Button (Z/T):** Turns the scale on/off and activates the Tare function.
- **Unit Button (UNIT):** Switches between weight units (lb/kg) and temperature units (°F/°C).
- **LCD Display:** Shows weight, temperature, battery status, and overload indications.
- **Stainless Steel Hook:** Used to attach the luggage strap.
- **Webbed Belt:** Securely holds luggage for weighing.

### SETUP

#### Battery Installation:

1. Locate the battery compartment on the back of the scale.
2. Open the battery compartment cover.
3. Insert one CR2032 lithium battery, ensuring the correct polarity (+/-).
4. Close the battery compartment cover securely.

# Convenient Functions

Enjoy the multiple functions designed to make weighing your luggage quick and easy.



Auto-Off



Overload Indicator



Low Battery Indicator



Temperature Sensor



Highly Accurate Sensors



**Image Description:** The Etekcity EL11 Digital Luggage Scale shown next to its user manual, indicating the contents of the package including the scale and documentation.

## OPERATING INSTRUCTIONS

### 1. Power On/Off:

- Press the **Z/T** button to turn on the scale.
- To turn off, press and hold the **Z/T** button for 3 seconds, or the scale will automatically shut off after 2 minutes of inactivity.

### 2. Unit Selection:

- With the scale on, press the **UNIT** button to cycle through weight units: pounds (lb) and kilograms (kg).
- The scale also displays ambient temperature. Press the **UNIT** button again to switch between Fahrenheit (°F) and Celsius (°C) for temperature display.

# What's Included



**Image Description:** The Etekcity EL11 Digital Luggage Scale is shown displaying temperature readings in both a warm, sunny environment (94°F) and a cold, snowy environment (4°F), illustrating its temperature measurement feature.

## 3. Weighing Luggage:

1. Attach the webbed belt to the handle of your luggage.
2. Lift the scale by its handle, ensuring the luggage is suspended freely.
3. Hold the scale steady until the display shows a stable weight reading. The reading will lock after a few seconds.
4. Lower the scale and luggage. The weight will remain displayed for a short period before resetting.





## Temperature Measurements

Stay updated on your environment with the scale's temperature sensor.

**Image Description:** A person is shown holding the Etekcity EL11 Digital Luggage Scale to weigh a blue hardshell suitcase, demonstrating the proper use for luggage weighing.

# Pocket Sized

The luggage scale can easily fit in your suitcase or pocket for added convenience.



**Image Description:** This image illustrates the versatility of the Etekcity EL11 Digital Luggage Scale, showing it being used to weigh both a light package (a backpack) and a heavy package (a large suitcase), highlighting its suitability for various item sizes.

## 4. Tare Function:

- To weigh items in a container, first attach the empty container to the scale.
- Press the **Z/T** button to zero out the weight of the container. The display will show "0.00".
- Add the items to be weighed into the container. The display will show the net weight of the items.

## MAINTENANCE

### Cleaning:

- Wipe the scale with a soft, damp cloth.
- Do not use abrasive cleaners or immerse the scale in water.

### Battery Replacement:

- When the low battery indicator appears on the display, replace the CR2032 battery as described in the "Battery Installation" section.

Storage:

- Store the scale in a cool, dry place.
- Avoid placing heavy objects on the scale during storage.

TROUBLESHOOTING

Problem	Possible Cause	Solution
Scale does not turn on.	Dead or incorrectly installed battery.	Replace the battery or ensure it is installed with correct polarity.
"Lo" or low battery indicator appears.	Low battery power.	Replace the battery.
"O-Ld" or overload indicator appears.	Weight exceeds maximum capacity.	Remove some weight. Do not exceed 110 lb (50 kg).
Inaccurate readings.	Unstable surface, item not suspended freely, or scale needs recalibration.	Ensure the scale is held steady and the item is not touching the ground. If issues persist, contact customer support.

SPECIFICATIONS







Feature	Detail
Model Number	EL11
Capacity	110 lb / 50 kg
Increment	0.1 lb / 50 g
Display Type	LCD
Power Source	1 x 3V CR2032 Lithium Battery (included)
Special Features	Temperature Measurement, Tare Function, Auto-Off, High Precision Strain Sensor, Low Battery and Overload Indication
Product Dimensions	4.72 x 1.18 x 1.15 inches
Item Weight	4.66 ounces

WARRANTY AND SUPPORT

Etekcitec provides a 1-year warranty for this product. For warranty claims, technical support, or any questions, please refer to the official Etekcitec website or contact their customer service directly. A detailed user manual in PDF format is available for download:[Etekcitec EL11 User Manual \(PDF\)](#)



## Related Documents - EL11

	<p><a href="#">Etekcity Digital Luggage Scale EL11 User Manual</a></p> <p>User manual for the Etekcity Digital Luggage Scale (Model EL11), providing specifications, operating instructions, cleaning, maintenance, battery replacement, weighing, temperature reading, and warranty information.</p>
	<p><a href="#">Etekcity Digital Luggage Scale EL11 User Manual</a></p> <p>User manual for the Etekcity Digital Luggage Scale, Model EL11. Includes specifications, setup, operation, maintenance, and warranty information.</p>
	<p><a href="#">Etekcity Digital Hanging Scale EHS-18 User Manual and Specifications</a></p> <p>Comprehensive guide for the Etekcity Digital Hanging Scale (Model EHS-18), covering setup, operation, features like unit conversion and tare function, care, maintenance, and warranty information. Learn how to use your scale accurately for household weighing.</p>
	<p><a href="#">Etekcity EK5250 Digital Kitchen Scale User Manual</a></p> <p>User manual for the Etekcity EK5250 Digital Kitchen Scale, providing detailed information on setup, operation, safety, maintenance, troubleshooting, and warranty.</p>
	<p><a href="#">Etekcity EK7090 Digital Kitchen Scale User Manual</a></p> <p>Comprehensive user manual for the Etekcity EK7090 Digital Kitchen Scale, detailing specifications, safety guidelines, operating instructions, unit conversion, tare function, troubleshooting, and warranty information.</p>
	<p><a href="#">Etekcity Smart Fitness Scale EFS-C651-KDE User Manual</a></p> <p>Comprehensive user manual for the Etekcity EFS-C651-KDE Smart Fitness Scale, covering setup, usage, maintenance, troubleshooting, and warranty information. Learn how to connect to the VeSync app and interpret your body composition data.</p>

