

## Mighty Bright 47017

# Mighty Bright Recharge Clip-On Rechargeable Book Light (Model 47017)

Instruction Manual

## INTRODUCTION

The Mighty Bright Recharge Clip-On Book Light is designed to provide portable and adjustable illumination for reading and various tasks. Featuring warm-tone High CRI LEDs, this light offers accurate color rendering and even light distribution, minimizing optical distortion. Its rechargeable battery, flexible neck, and dimmable settings make it suitable for diverse lighting needs.

## PRODUCT OVERVIEW

Familiarize yourself with the components of your Mighty Bright Recharge Book Light:

- **Adjustable Neck:** A soft-touch silicone gooseneck allows for flexible positioning of the light.
- **Dual LEDs:** Two bright white LEDs provide consistent and evenly distributed light.
- **Sturdy Clip:** A strong-grip clip securely attaches the light to books, tables, or other surfaces.
- **Power/Dimming Switch:** A touch-sensitive button controls power and brightness levels.
- **Low Battery & Charging Indicator Light:** Provides visual feedback on battery status.
- **Micro USB Charging Port:** For recharging the internal battery.

## RECHARGEABLE

## ReCharge

RECHARGEABLE LED LIGHT



Figure 1: Key features of the Mighty Bright Recharge Book Light, including the adjustable neck, dual LEDs, sturdy clip, and micro-USB charging port.

## SETUP

### Charging the Battery

The Mighty Bright Recharge Book Light features an internal Lithium Ion battery. Before first use, or when the low battery indicator light illuminates, charge the device:

1. Locate the Micro USB charging port on the base of the light.
2. Connect the included Micro USB charging cable to the port.
3. Plug the other end of the cable into a compatible USB power source (e.g., computer USB port, USB wall adapter).
4. The charging indicator light will show the charging status. A full charge typically takes approximately one hour.

# RECHARGEABLE

## ReCharge

RECHARGEABLE LED LIGHT

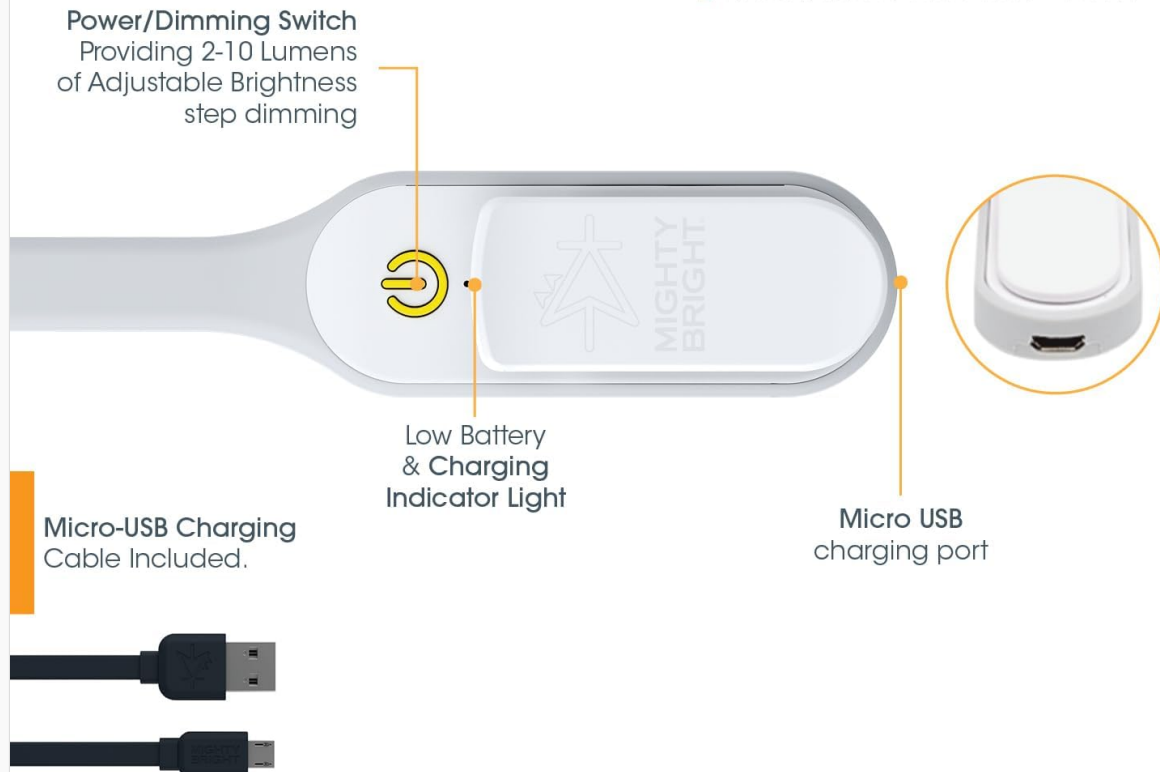


Figure 2: Controls and charging port location on the Mighty Bright Recharge Book Light.

Once fully charged, the light offers up to 60 hours of continuous illumination at its lowest setting and 10 hours at its highest setting.

### OPERATING INSTRUCTIONS

#### Power On/Off and Dimming

The light is operated using a single touch-sensitive power/dimming switch:

- To Turn On:** Press the power/dimming switch once. The light will turn on at its lowest brightness setting.
- To Adjust Brightness:** While the light is on, press and hold the power/dimming switch. The brightness will continuously dim or brighten. Release the button when your desired brightness level (between 2 and 10 lumens) is reached.
- To Turn Off:** Press the power/dimming switch once more after cycling through the brightness levels, or press and hold until the light turns off.

#### Positioning the Light

The flexible silicone neck and sturdy clip allow for versatile positioning:

- Attach the clip to the back cover of a book, a table edge, or other suitable surfaces.
- Adjust the flexible neck to direct the light precisely onto your reading material or work area. The neck can be angled to avoid disturbing others nearby.

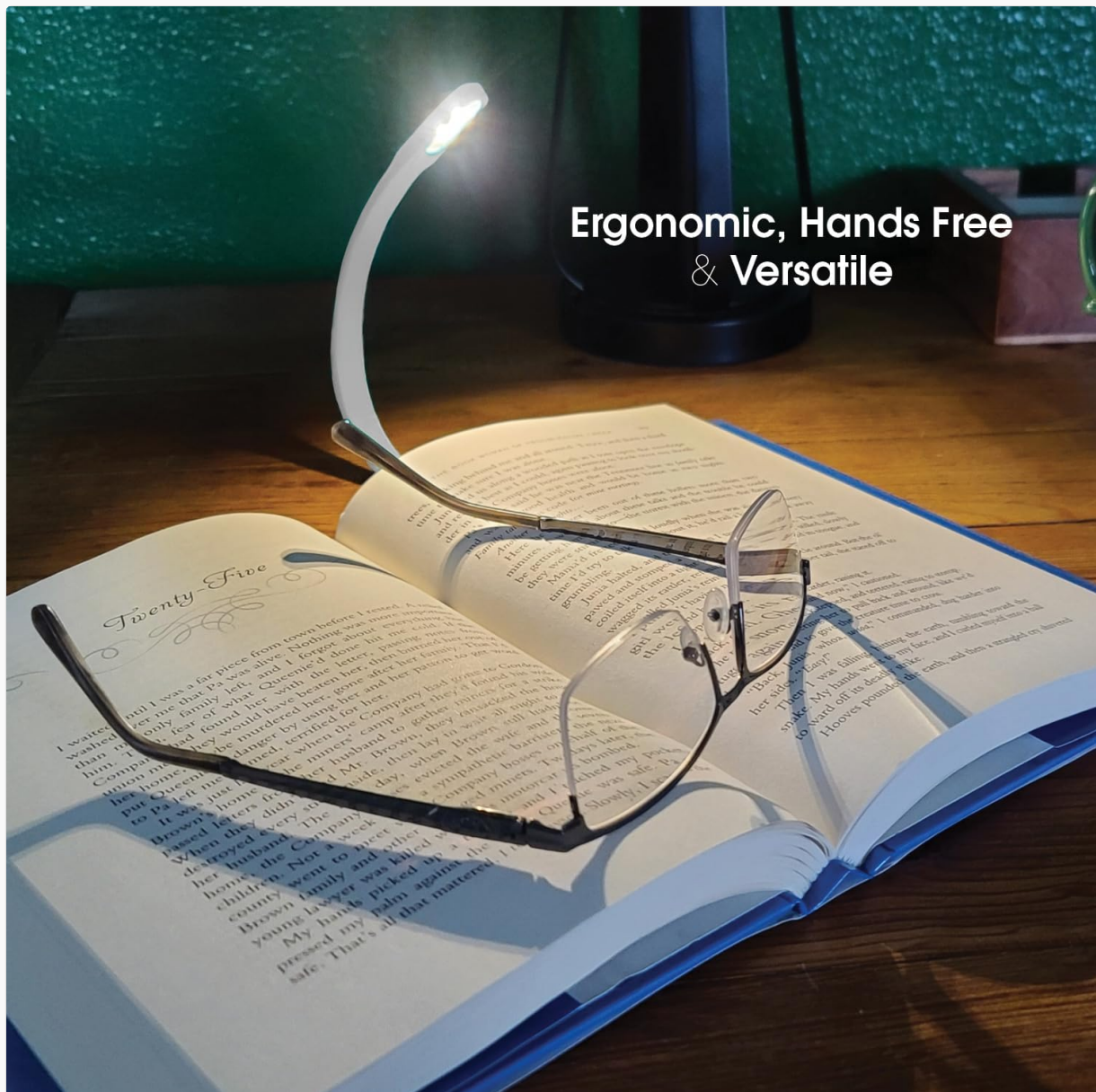


Figure 3: The book light securely clipped to a book, illuminating the pages for reading.

Video 1: A short demonstration of the Mighty Bright Recharge Book Light being turned on and off, showcasing its flexible neck and light output.

## CARE AND MAINTENANCE

- **Cleaning:** Wipe the light with a soft, dry cloth. Avoid using abrasive cleaners or solvents.
- **Storage:** Store the light in a cool, dry place when not in use. Avoid extreme temperatures.
- **Battery Care:** For optimal battery life, avoid fully discharging the battery frequently. Recharge when the indicator light suggests low power.

## TROUBLESHOOTING

Issue	Possible Cause	Solution
-------	----------------	----------

Issue	Possible Cause	Solution
Light does not turn on.	Battery is discharged.	Charge the battery using the provided Micro USB cable.
Light does not dim or brighten.	Incorrect operation of the touch switch.	Ensure you are pressing and holding the power/dimming switch to adjust brightness. A single press turns the light on/off.
Light flickers or is dim.	Low battery.	Recharge the battery.

## SPECIFICATIONS

Feature	Detail
Model Number	47017
Light Source	2 High CRI LEDs
Brightness	2-10 Lumens (adjustable)
Battery Type	Internal Lithium Ion
Charging Time	Approx. 1 hour for full charge
Battery Life	Up to 60 hours (lowest setting), 10 hours (highest setting)
Charging Port	Micro USB
Material	Metal, Silicone, Vinyl
Dimensions	1.57"D x 1.97"W x 7.87"H
Weight	1.3 Ounces
Color	White
Water Resistance	Not Water Resistant

## WARRANTY INFORMATION

The Mighty Bright Recharge Clip-On Rechargeable Book Light (Model 47017) comes with a 1-year limited warranty from the date of purchase. This warranty covers manufacturing defects under normal use. For warranty claims or support, please refer to the manufacturer's official website or contact their customer service.

## ADDITIONAL PRODUCT IMAGES



Figure 4: The Mighty Bright Recharge Book Light in white, highlighting its compact design and flexible neck.

# RECHARGEABLE

## ReCharge

RECHARGEABLE LED LIGHT



Figure 5: Battery life details, showing up to 60 hours on low and 10 hours on high settings.





© 2023 Mighty Bright. All rights reserved.

For further assistance, please visit the [Mighty Bright Store](#).

### Related Documents - 47017

	<p><a href="#">Mighty Bright NuFlex LED Light User Manual - Guide and Safety Information</a></p> <p>Comprehensive user manual for the Mighty Bright NuFlex LED Light, covering setup, usage, safety precautions, and contact details. Learn how to operate and care for your NuFlex LED light.</p>
	<p><a href="#">Mighty Bright WonderFlex LED Light User Manual</a></p> <p>User manual for the Mighty Bright WonderFlex LED Light, providing instructions on operation, battery replacement, safety precautions, and contact information for Mighty Bright.</p>



	<p><a href="#">Mighty Bright BrightFlex Rechargeable LED Light: User Guide &amp; Features</a></p> <p>Comprehensive user guide for the Mighty Bright BrightFlex Rechargeable LED Light. Learn about its features, operation, charging, safety precautions, and customer support.</p>
	<p><a href="#">Mighty Bright WonderFlex Rechargeable LED Light User Guide</a></p> <p>User guide for the Mighty Bright WonderFlex rechargeable LED light, detailing its features, usage, and safety information. Learn about its 2 LEDs, 20 lumens, 10-hour battery life, and USB charging.</p>
	<p><a href="#">Mighty Bright AtlasLight Rechargeable LED Light User Manual</a></p> <p>User manual for the Mighty Bright AtlasLight rechargeable LED neck light, detailing its features, operation, specifications, and contact information.</p>
	<p><a href="#">Mighty Bright MiniFlex 2 LED Light User Guide</a></p> <p>User guide for the Mighty Bright MiniFlex 2 LED Light, covering operation, safety information, battery replacement, and customer service details.</p>

Documents - Mighty Bright – 47017



[\[pdf\]](#) Catalog  
CatalogueTrinity Xtras Ltd XtraliteMighty Bright Europe Catalogue 2023cdn shopify s files 1 0246 8305  
3161 Mighty 2023 v 1689079710 |||  
44 0 2476 344 676 1 The Highest Quality At Mighty Bright we integrate high quality materials an ... needed Lumens Weight Battery Life hrs AC Port 2 - 10 80g 10-60 USB  
Item # 47011 47012 47013 **47017** 47018 Product Description Recharge LED Light, Blue Recharge LED Light, Black Recharge LED Lig...  
lang:en score:15 filesize: 2.67 M page\_count: 32 document date: 2023-04-25