

## Amazon Basics AZ350001B

# Amazon Basics 3.5mm Aux Audio Cable

Model: AZ350001B

## INTRODUCTION

This manual provides instructions for the Amazon Basics 3.5mm Male to Male Stereo Audio Aux Cable. This cable is designed to transmit audio in stereo format between compatible devices. Please read this manual carefully before use to ensure proper operation and longevity of your product.

## What's in the Box

- 1 x Amazon Basics 3.5mm Male to Male Stereo Audio Aux Cable (4 Foot)

## FEATURES

- **Stereo Audio Transmission:** Transmits audio in stereo format for a rich sound experience.
- **Universal Compatibility:** Works with any device equipped with a standard 3.5mm audio jack or AUX-in port.
- **Convenient Connectivity:** Easily connects smartphones, MP3 players, or tablets to car stereos or portable speakers.
- **Secure Connection:** Features a beveled step-down design for a secure and reliable fit, even with protective cases.
- **Clear Sound Quality:** Equipped with corrosion-resistant gold-plated plugs for reliable, static-free audio performance.



*Image: The Amazon Basics 3.5mm Aux Audio Cable coiled, showcasing its flexible design.*

## SETUP

Connecting your Amazon Basics 3.5mm Aux Audio Cable is a straightforward process. Follow these steps to establish an audio connection:

1. **Identify Ports:** Locate the 3.5mm audio output jack on your source device (e.g., smartphone, MP3 player, tablet) and the 3.5mm AUX-in port on your receiving device (e.g., car stereo, portable speaker, home audio system).
2. **Connect First End:** Insert one end of the Amazon Basics 3.5mm Aux Audio Cable into the audio output jack of your source device. Ensure it is fully inserted for a secure connection.
3. **Connect Second End:** Insert the other end of the cable into the AUX-in port of your receiving device. Again, ensure a firm connection.
4. **Verify Connection:** Once both ends are connected, select the AUX input on your receiving device.



*Image: A close-up view of one of the 3.5mm gold-plated aux connectors, highlighting its design.*

## OPERATING INSTRUCTIONS

After successfully setting up your cable, you can begin enjoying audio playback:

1. **Play Audio:** Start playing audio from your source device (e.g., music, podcast, audiobook).
2. **Adjust Volume:** Control the volume using the controls on both your source device and your receiving device. It is often recommended to set the source device volume to a high level (e.g., 75-90%) and then use the receiving device's volume control for overall adjustment.
3. **Enjoy:** Experience clear, stereo audio through your connected speakers or headphones.



*Image: The Amazon Basics Aux Audio Cable connected to a smartphone, routing audio to a car's stereo system.*

## DEVICE COMPATIBILITY

The Amazon Basics 3.5mm Aux Audio Cable is designed for broad compatibility with devices featuring a standard 3.5mm audio jack or AUX-in port. This includes, but is not limited to:

- Smartphones
- MP3 Players
- Tablets
- Car Stereos
- Portable Speakers
- Home Audio Systems
- Headphones (with 3.5mm input)



*Image: A visual representation of various devices compatible with the 3.5mm male-to-male aux cable, including smartphones, MP3 players, tablets, car stereos, and portable speakers.*

## MAINTENANCE

To ensure the longevity and optimal performance of your aux audio cable, follow these maintenance guidelines:

- **Proper Handling:** Always grasp the connector housing when plugging or unplugging the cable. Avoid pulling directly on the cable itself, as this can damage the internal wiring or the connection points.
- **Avoid Sharp Bends:** Do not bend the cable sharply, especially near the connectors. Excessive bending can cause internal wire breakage.
- **Storage:** When not in use, coil the cable loosely. Avoid tight coiling or knotting, which can stress the cable. Store it in a clean, dry place away from extreme temperatures.
- **Cleaning:** If the gold-plated plugs appear dirty, gently wipe them with a soft, dry cloth. Avoid using liquids or abrasive cleaners.
- **Inspect Regularly:** Periodically check the cable and connectors for any signs of wear, fraying, or damage. Discontinue use if significant damage is observed.

## TROUBLESHOOTING

If you encounter issues with your Amazon Basics 3.5mm Aux Audio Cable, try the following troubleshooting steps:

### No Sound or Intermittent Audio

- **Check Connections:** Ensure both ends of the cable are fully and securely plugged into their respective ports. A loose connection is a common cause of intermittent audio.
- **Verify Input Selection:** Confirm that your receiving device (e.g., car stereo, speaker) is set to the correct AUX input mode.
- **Adjust Volume:** Check the volume levels on both your source device and your receiving device. Ensure neither is muted or set too low.
- **Test with Other Devices:** Try using the cable with different source and receiving devices to determine if the issue lies with the cable or one of the connected devices.
- **Inspect Cable for Damage:** Look for any visible damage to the cable, such as kinks, cuts, or bent connectors.

### Static or Poor Sound Quality

- **Secure Connections:** Ensure all connections are tight. Loose connections can introduce static.
- **Reduce Interference:** Keep the cable away from other electronic devices that might cause electromagnetic interference.
- **Clean Connectors:** Gently clean the gold-plated plugs with a dry, soft cloth to remove any dust or debris that might be affecting signal quality.
- **Test Source Audio:** Ensure the audio playing from your source device is of good quality. Poor source audio will not be improved by the cable.

## SPECIFICATIONS

Attribute	Detail
Brand	Amazon Basics
Model Number	AZ350001B
Product Dimensions	50 x 0.28 x 0.28 inches (approx. 4 feet / 1.2 meters)
Item Weight	0.48 ounces
Connector Type	Auxiliary (3.5mm Male to Male)
Cable Type	AUX
Special Feature	Portable, Gold-Plated Plugs, Beveled Step-Down Design
Compatible Devices	Music Player, Smartphone, Speaker, Tablet

## WARRANTY AND SUPPORT

For information regarding warranty coverage and customer support for your Amazon Basics 3.5mm Aux Audio Cable, please refer to the product packaging or the official Amazon Basics website. Warranty terms and conditions may vary.

## OFFICIAL PRODUCT VIDEOS

The following videos provide additional context and usage examples for Amazon Basics products. While not all videos directly feature this specific aux cable, they demonstrate compatible devices and general product quality from the manufacturer.

### AmazonBasics Portable Bluetooth Speaker Overview

*Video: An overview of the AmazonBasics Portable Bluetooth Speaker, a device compatible with this aux cable. This video demonstrates the speaker's features and potential uses, which can be connected via the 3.5mm aux cable.*

### How to use: AmazonBasics Micro Ultra-Portable Bluetooth Speaker


*Video: A guide on how to use the AmazonBasics Micro Ultra-Portable Bluetooth Speaker. This video illustrates connectivity options, including the 3.5mm aux input, which can be utilized with the provided cable.*

### How to use: AmazonBasics Mini Portable Bluetooth Speaker

*Video: Instructions for operating the AmazonBasics Mini Portable Bluetooth Speaker. This video demonstrates various functions and connectivity, including the use of a 3.5mm aux cable for audio input.*

© 2025 Amazon Basics. All rights reserved.

## Related Documents - AZ350001B

	<p><a href="#">Amazon Basics Cat6 Ethernet Cable (1000 Ft / 305m) - Product Information and Safety Guide</a></p> <p>Comprehensive product information for the Amazon Basics Cat6 Ethernet Cable (1000 Ft / 305m). Covers intended use, critical safety precautions, environmental disposal guidelines, and feedback channels, presented in English with references to multilingual content.</p>
-------------------------------------------------------------------------------------	-------------------------------------------------------------------------------------------------------------------------------------------------------------------------------------------------------------------------------------------------------------------------------------------------------------------------------------------------------------------------------------------------



# Amazon Basics Portable Air Conditioner Dehumidifier Manual - Safety, Operation, Installation

User manual for Amazon Basics portable air conditioner and dehumidifier (models B07ZHQDF7B, B07ZHQFNX8, B07ZHQTBS, B07ZHQV1GT). Includes safety guidelines, product features, operating instructions, and installation steps for various window types. Available in multiple languages.



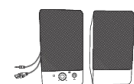
## Amazon Basics TV Wall Mount Assembly Instructions

Step-by-step assembly guide for the Amazon Basics TV Wall Mount, including safety precautions, mounting hole information, and optimal viewing height recommendations.



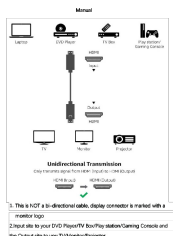
[Amazon Basics ABIM03 Wired Mouse User Manual | Features, Installation, Warranty, E-Waste Disposal](#)

Official user manual for the Amazon Basics ABIM03 Wired Mouse. Find detailed information on product features, step-by-step installation, warranty terms, service information, and responsible e-waste disposal guidelines.



[Amazon Basics B07D7TV5J3 Computer Speakers User Manual](#)

This document provides important safety information, connection and operation instructions, cleaning and maintenance guidelines, and technical specifications for the Amazon Basics B07D7TV5J3 computer speakers.



## Amazon Basics HDMI Cable: Unidirectional Transmission Guide

Learn how to connect your devices using the Amazon Basics HDMI cable, focusing on unidirectional signal transmission from input sources like laptops and gaming consoles to output displays such as TVs and projectors. This guide details proper connection ports and cable functionality.