

GUESS U0479G2

GUESS U0479G2 Men's Sporty Multi-function Watch User Manual

Model: U0479G2

1. INTRODUCTION

Thank you for choosing the GUESS U0479G2 Men's Sporty Multi-function Watch. This manual provides essential information for the proper setup, operation, maintenance, and troubleshooting of your timepiece. Please read these instructions carefully to ensure optimal performance and longevity of your watch.

Your GUESS U0479G2 watch features a multi-function dial with day, date, and 24-hour subdials, housed in a durable stainless steel case with a mineral dial window. It is designed for everyday wear and is water resistant up to 100 meters (330 feet).

2. SETUP

2.1 Unpacking

Carefully remove your watch from its packaging. Inspect the watch for any visible damage. The package should include the GUESS U0479G2 watch and this instruction manual.



Image: The GUESS U0479G2 watch is presented in a stylish black and grey box, indicating careful packaging.

2.2 Setting Time and Date

Your GUESS U0479G2 watch is equipped with a quartz movement and a multi-function dial.

1. **Pull the Crown:** Gently pull the crown (the knob on the side of the watch case) out to the first or second click position. The number of clicks depends on whether you are setting the date/day or time.
2. **Set the Date/Day:** If the crown has a first click position, rotate it clockwise or counter-clockwise to adjust the date and/or day subdials. Avoid setting the date between 9 PM and 3 AM, as this can interfere with the automatic date change mechanism.
3. **Set the Time:** Pull the crown out to the second click position (if applicable, or the outermost position). Rotate the crown to move the hour and minute hands to the correct time. Ensure you distinguish between AM and PM for the 24-hour subdial to function correctly.
4. **Push the Crown Back:** Once the time and date are set, push the crown back into its normal operating position against the watch case to start the watch and ensure water resistance.



Image: The GUESS U0479G2 watch face, showing the crown on the right side for time and date adjustments.

2.3 Bracelet Adjustment

The stainless steel link bracelet can be adjusted to fit your wrist. This typically involves removing or adding links. It is recommended to have this adjustment performed by a qualified jeweler or watch technician to prevent damage to the bracelet or watch.



Image: The GUESS U0479G2 watch worn on a wrist, illustrating the fit of the stainless steel bracelet.



Image: A visual guide demonstrating different watch case sizes, which can assist in understanding the watch's 43mm diameter in context.

3. OPERATING YOUR WATCH

3.1 Reading the Time

The main dial displays the hour, minute, and second hands for standard timekeeping.

3.2 Multi-function Dials

- **Day Subdial:** Indicates the current day of the week.
- **Date Subdial:** Displays the current day of the month.
- **24-Hour Subdial:** Shows the current time in a 24-hour format, useful for distinguishing AM/PM and for military time.

3.3 Water Resistance

Your GUESS U0479G2 watch is water resistant to 100 meters (330 feet). This rating means the watch is suitable for swimming and snorkeling. It is **not** suitable for scuba diving or high-impact water sports.

- Ensure the crown is fully pushed in before any contact with water.

- Do not operate the crown or pushers while the watch is wet or submerged.
- Avoid exposing the watch to extreme temperature changes (e.g., hot showers followed by cold water), as this can compromise seals.

4. MAINTENANCE

4.1 Cleaning

To maintain the appearance of your watch, wipe the case and bracelet with a soft, dry cloth regularly. For stainless steel, a slightly damp cloth can be used, followed by immediate drying. Avoid using chemical cleaners, solvents, or abrasive materials.

4.2 Battery Replacement

Your watch is powered by a product-specific battery. When the battery runs low, the watch may stop or the second hand may skip. Battery replacement should be performed by a qualified watch technician to ensure the watch's water resistance is maintained and to prevent damage to the internal components.

4.3 Storage

When not wearing your watch, store it in a cool, dry place away from direct sunlight, extreme temperatures, and strong magnetic fields. The original watch box is ideal for storage.

5. TROUBLESHOOTING

Problem	Possible Cause	Solution
Watch has stopped or is running intermittently.	Low or depleted battery.	Replace the battery by a qualified technician.
Time or date is incorrect.	Crown not fully pushed in after setting, or incorrect setting procedure.	Refer to Section 2.2 "Setting Time and Date" and ensure the crown is fully pushed in.
Condensation under the crystal.	Exposure to extreme temperature changes or compromised water resistance.	Seek immediate service from a qualified watch technician to prevent internal damage.

If you encounter issues not listed here or if the suggested solutions do not resolve the problem, please contact customer support or a qualified watch service center.

6. SPECIFICATIONS

- **Model Number:** U0479G2
- **Movement:** Quartz
- **Case Material:** Stainless Steel
- **Case Diameter:** 43 mm
- **Case Thickness:** 14 mm
- **Dial Window Material:** Mineral
- **Band Material:** Stainless Steel
- **Band Color:** Silver

- **Water Resistance:** 100 meters (330 feet)
- **Functions:** Hour, Minute, Second, Day, Date, 24-Hour Subdials
- **Battery:** 1 Product Specific battery (included)
- **Item Weight:** 318 g

7. WARRANTY AND SUPPORT






7.1 Warranty Information

For warranty details and claims, please contact the seller of record or refer to the warranty card provided with your purchase. Warranty terms typically cover manufacturing defects but may not cover damage resulting from improper use, accidents, or unauthorized repairs.

7.2 Customer Support

For further assistance, technical support, or service inquiries, please reach out to GUESS customer service or an authorized service center. Contact information can usually be found on the official GUESS website or on your purchase documentation.

Related Documents - U0479G2

	<p>Guess Watches Instruction Manual - Features, Operation, and Setup</p> <p>Comprehensive instruction manual for Guess watches, covering operation, features, chronograph functions, analog-digital models, and setup procedures for various watch types. Includes guidance on time, date, day, alarm, timer, and stopwatch functions.</p>
	<p>GUESS Watch User Guide</p> <p>Comprehensive user guide for GUESS watches, covering setup, care, warranty, and various movement functionalities. Learn how to operate and maintain your GUESS timepiece.</p>
	<p>Guess BT 4G PU Leather Case with Metal Logo - Blue User Manual</p> <p>Official user manual for the Guess BT 4G PU Leather case with metal logo in blue. Learn about product features, safety guidelines, usage instructions, care, and warranty.</p>
	<p>Guess Script Metal Logo Headphones: User Manual and Specifications</p> <p>Comprehensive guide for Guess Script Metal Logo headphones, covering first use, controls, LED indicators, and technical specifications. Includes instructions for pairing, playback, calls, and voice assistant activation.</p>
	<p>GUESS Wireless Headphones OF-V27 User Manual</p> <p>User manual for GUESS Wireless Headphones, model OF-V27, providing instructions on Bluetooth pairing, operation, charging, and specifications.</p>



[GUESS Connect iOS User Manual: A Complete Overview](#)

This user manual provides a comprehensive guide to setting up and using the GUESS Connect iOS smartwatch, covering features, controls, app integration, and troubleshooting.