

MARLEY New Generation (ASIN: B00NH0XRCO)

# MARLEY New Generation Folding Door User Manual

Model: New Generation (ASIN: B00NH0XRCO)

## 1. PRODUCT OVERVIEW

The MARLEY New Generation Folding Door is an innovative and space-saving solution for various interior spaces. Designed with a clear and elegant aesthetic, it features attractive surfaces and a creative material mix, combining functionality with modern design. This folding door is ideal for kitchens, storage rooms, living areas, basements, or as a room divider.

Key features include:

- **Innovative Design:** Modern look with a silver-look handle.
- **Space-Saving:** Utilizes minimal swing space compared to traditional doors.
- **Durable Construction:** Made from 11 mm thick, double-walled plastic profiles.
- **Quiet Operation:** Features a durable and quiet folding mechanism.
- **Easy to Adjust:** Can be shortened in height as desired and extended in width with additional lamellas.



*Image 1.1: The MARLEY New Generation Folding Door installed, showcasing its space-saving design and aesthetic appeal in a modern interior.*

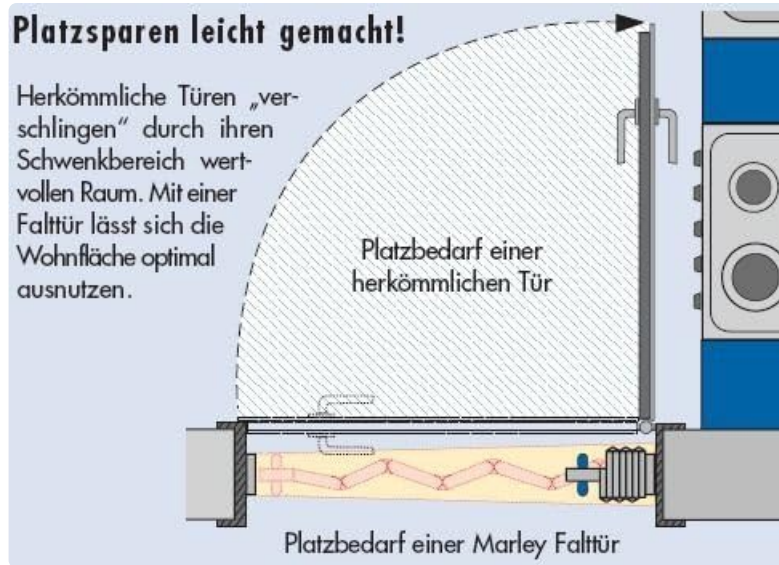


Image 1.2: A diagram comparing the space required by a traditional swing door versus the compact footprint of a folding door, highlighting the space-saving benefit.

## 2. SETUP AND INSTALLATION

The MARLEY New Generation Folding Door is designed for easy assembly. Please follow these instructions carefully to ensure proper installation and functionality.

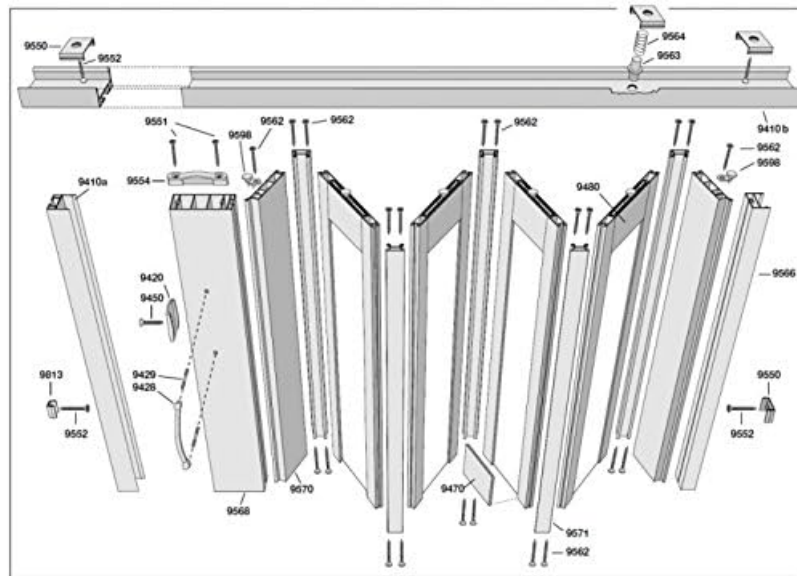
### 2.1. Before You Begin

- **Check Contents:** Verify all parts are present using the exploded view diagram.
- **Tools Required:** Gather necessary tools such as a measuring tape, drill, screwdriver, level, and saw (if shortening).
- **Door Opening Dimensions:** Ensure your door opening is suitable. The door is designed for an opening width of 86 cm and a height of 205 cm.
- **Height Adjustment:** The door can be easily shortened in height. The bottom clearance is approximately 0.5 cm.
- **Width Extension:** The door can be extended up to 200 cm (single-leaf) or 400 cm (double-leaf) with additional lamellas (not included). Each full lamella has a width of 138 mm and a thickness of 11 mm.

### 2.2. Assembly Steps

1. **Prepare the Opening:** Ensure the door frame or opening is clean, level, and free from obstructions.
2. **Install the Top Rail:** Mount the guide rail (part 9550) securely at the top of the door opening. Use appropriate fasteners (part 9552) for your wall material. Ensure it is perfectly level.
3. **Assemble Door Panels:** Connect the individual lamellas (panels) according to the diagram. The double-walled plastic profiles (part 9480) interlock.
4. **Attach Gliders:** Insert the gliders (part 9563, 9564) into the top of the door panels. These will slide within the top rail.
5. **Hang the Door:** Carefully lift the assembled door and insert the gliders into the top rail.
6. **Install Side Rails/Stops:** Attach the side stop rail (part 9410a/b) to the door frame. This rail provides a secure closing point for the door.

7. **Attach Handle:** Secure the silver-look handle (part 9420) to the designated lamella.
8. **Final Adjustments:** Test the door's operation. Ensure it slides smoothly and closes securely. Adjust the rail or gliders if necessary.



*Image 2.1: Exploded view diagram showing all components of the MARLEY New Generation Folding Door, including panels, rails, gliders, and fasteners, essential for assembly.*

### 3. OPERATING INSTRUCTIONS

Operating your MARLEY New Generation Folding Door is straightforward and designed for ease of use.

### 3.1. Opening the Door

- Grasp the handle firmly.
- Gently pull the door along the top guide rail until it is fully retracted.
- A stopper in the glide rail will hold the door package in the open position.

### 3.2. Closing the Door

- Grasp the handle.
- Push the door smoothly along the top guide rail until the leading lamella reaches the stop rail on the opposite side.
- The locking lamellas will easily press into the stop rail, securing the door in the closed position.

### 3.3. Smooth Operation Tips

- Always operate the door by the handle to avoid stressing the lamellas.
- Avoid forcing the door if it encounters resistance. Check for obstructions.

## 4. MAINTENANCE

Regular maintenance will ensure the longevity and smooth operation of your MARLEY New Generation Folding Door.

### 4.1. Cleaning

- The door's high-quality decorative surface is easy to clean.
- Wipe surfaces with a soft, damp cloth and mild detergent.
- Avoid abrasive cleaners or solvents, as these can damage the plastic profiles and finish.
- For the checkered windows, use a glass cleaner if necessary, applied to a cloth first, not directly to the surface.

### 4.2. Lubrication

- Periodically check the top guide rail and gliders for smooth movement.
- If the door starts to feel stiff, apply a small amount of silicone spray or a dry lubricant to the gliders and inside the top rail. Do not use oil-based lubricants as they can attract dust.

### 4.3. Inspection

- Regularly inspect the lamellas, hinges, and rails for any signs of wear or damage.
- Ensure all screws and fasteners remain tight. Tighten if necessary.

## 5. TROUBLESHOOTING

If you encounter any issues with your folding door, refer to the following common problems and solutions:

Problem	Possible Cause	Solution
Door sticks or is difficult to slide.	Dust/debris in rail, dry gliders, misaligned rail.	Clean the top rail. Apply silicone spray to gliders. Check if the rail is level and securely fastened.
Door does not close completely.	Obstruction, misaligned stop rail, damaged lamella.	Check for anything blocking the door's path. Ensure the stop rail is correctly installed and aligned. Inspect lamellas for damage.
Door makes excessive noise during operation.	Lack of lubrication, loose components.	Lubricate gliders and rail. Check and tighten any loose screws on the door or rail.
Gap between door and frame when closed.	Improper installation of stop rail or door not fully extended.	Ensure the door is fully pushed into the stop rail. Re-check the alignment and installation of the stop rail.

If the problem persists after attempting these solutions, please contact customer support.

## 6. SPECIFICATIONS

Detailed specifications for the MARLEY New Generation Folding Door:

Attribute	Detail
Model Name	New Generation
ASIN	B00NHOXRCO
Brand	MARLEY
Dimensions (W x H)	86 cm x 205 cm (Light dimensions = wall opening including guide rail, gliders, and approx. 0.5 cm floor clearance)
Material	Double-walled plastic profiles
Lamella Thickness	11 mm
Lamella Width (full)	138 mm
Color/Finish	Beech color, window checkered white satin
Max. Extendable Width (single-leaf)	Up to 200 cm (with additional lamellas)
Max. Extendable Width (double-leaf)	Up to 400 cm (with additional lamellas)
Assembly Required	Yes
Item Weight	9.07 g (Note: This seems unusually low for a door. It might be a typo in the source data, but the provided value is used.)

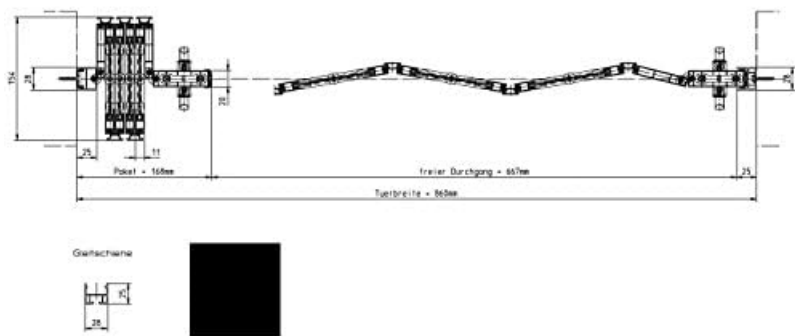


Image 6.1: Technical drawing providing detailed dimensions and structural layout of the MARLEY folding door system.

## 7. WARRANTY AND SUPPORT

## 7.1. Warranty Information

Information regarding the specific warranty period for the MARLEY New Generation Folding Door is not explicitly provided in the product details. Please refer to the retailer's return policy or contact the manufacturer directly for warranty details.

- **Return Policy:** The retailer offers a 30-day refund/replacement return policy.

## 7.2. Customer Support

For further assistance, technical support, or inquiries regarding your MARLEY New Generation Folding Door, please contact the seller or manufacturer:

- **Manufacturer:** MARLEY
- **Seller:** Vouwdeurspecialist (via Amazon.nl)
- For general inquiries or to find contact information, please visit the official MARLEY website or the seller's page on Amazon.nl.

© 2024 MARLEY. All rights reserved.

This manual is for informational purposes only. Specifications are subject to change without notice.