UPPAbaby Snack Tray

UPPAbaby Snack Tray Instruction Manual

Model: Snack Tray (0212)

Product Overview

The UPPAbaby Snack Tray is designed to provide a convenient snacking surface and drink holder for your child while using compatible UPPAbaby strollers. It attaches directly into the bumper bar housing, offering ease of use and integration with your stroller system.

Compatibility

This Snack Tray is compatible with the following UPPAbaby stroller models:

- Vista (models 2015-2019)
- Vista V2
- Vista V3
- Cruz (models 2015-2019)
- Cruz V2
- Cruz V3
- RumbleSeat (models 2015-2019)
- RumbleSeat V2
- RumbleSeat V2+
- RumbleSeat V3 accessory



Image: The Snack Tray is shown with diagrams indicating compatibility with Vista Toddler Seat & RumbleSeat, and Cruz strollers.

Features

- **Quick Attachment:** Attaches directly into the bumper bar housing of compatible strollers.
- **Integrated Cup Holder:** A formed cup holder designed to fit sippy cups and juice boxes of various sizes.
- **Recessed Snack Bowl:** Allows for easy scooping by small hands, minimizing spills.
- **Folds with Stroller:** Conveniently pivots down to remain attached when folding the stroller, eliminating the need for removal.
- **Easy to Clean:** BPA-free construction and dishwasher safe for thorough cleaning.



Image: A child enjoying snacks from the UPPAbaby Snack Tray while in a stroller, highlighting the convenience of the tray.



Image: Detailed view of the Snack Tray's design, pointing out its direct attachment, BPA-free material, ability to fold with the stroller, and dishwasher-safe properties.

Setup and Installation

1. Ensure your UPPAbaby stroller is in an upright, unfolded position.
2. Locate the bumper bar housing on your stroller. This is typically where the standard bumper bar would attach.
3. Align the attachment points of the Snack Tray with the bumper bar housing on the stroller.
4. Press firmly until you hear a click, indicating that the Snack Tray is securely locked into place.
5. Gently pull on the Snack Tray to ensure it is firmly attached before placing any items on it or allowing your child to use it.

Operating Instructions

Using the Snack Tray

- Place snacks in the recessed bowl area.
- Place sippy cups or juice boxes in the formed cup holder. The flexible inserts in the cup holder help secure various sizes of beverages.

Pivoting the Snack Tray

The Snack Tray is designed to pivot for easy access to your child. To pivot the tray:

1. Locate the release buttons on the sides of the Snack Tray's attachment points.
2. Press the release button on one side to unlock that side of the tray.
3. Pivot the tray open to allow your child to enter or exit the stroller easily.
4. To secure, pivot the tray back into position and ensure it clicks firmly into place on both sides.

Image: A toddler seated in an UPPAbaby stroller, utilizing the Snack Tray for a drink and food, demonstrating its practical use.

Maintenance and Cleaning

To ensure hygiene and longevity of your UPPAbaby Snack Tray:

- The Snack Tray is **dishwasher safe**. For best results, place it on the top rack of your dishwasher.
- Alternatively, the tray can be hand-washed with mild soap and warm water.
- The clear insert portion of the tray can be removed for more thorough cleaning. Gently detach it from the main tray body, clean, and reattach once dry.
- Always ensure the Snack Tray is completely dry before reattaching it to the stroller or storing it.

Troubleshooting

If you encounter any issues with your UPPAbaby Snack Tray, please consider the following:

- **Tray not attaching securely:** Ensure the attachment points are clean and free of debris. Verify that the tray is aligned correctly with the bumper bar housing and press firmly until both sides click into place.

- **Difficulty pivoting the tray:** Check for any obstructions around the pivot points. Ensure the release buttons are fully depressed when attempting to pivot.
- **Spills from cup holder:** While the cup holder is designed to secure drinks, excessive movement or very tall/unstable cups may still lead to spills. Use appropriate sippy cups or bottles with secure lids.

Specifications

Feature	Detail
Model Number	0212
Material Type	Plastic (BPA-free)
Item Dimensions (L x W x H)	14"L x 4"W x 1"H
Item Weight	1 Pound
Cleaning	Dishwasher safe (top rack recommended)

Warranty and Support

UPPAbaby offers a limited manufacturer's warranty with a valid proof of purchase. For warranty claims, product support, or further assistance, please refer to the official UPPAbaby website or contact their customer service directly.
For more information, visit the UPPAbaby Brand Store.