

OttLite 43828C

OttLite 2-in-1 LED Magnifier Light

Model: 43828C

Instruction Manual

INTRODUCTION

The OttLite 2-in-1 LED Magnifier Light is designed to provide natural daylight illumination combined with optical grade magnification. This versatile lamp can be used as both a floor lamp and a table lamp, offering hands-free magnification for various tasks such as crafting, sewing, reading, and needlework. It features 30 super bright natural daylight LEDs and a 5-inch diameter, 2X optical grade magnifier with a 4X spot magnifier.

KEY FEATURES

- **Natural Daylight LEDs:** Equipped with 30 super bright LEDs rated to last up to 40,000 hours, providing clear, low-glare illumination.
- **Optical Grade Magnification:** Features a 5-inch diameter, 2X optical grade magnifier with an integrated 4X spot magnifier for detailed work.
- **Flexible Neck:** The flexible gooseneck allows for easy positioning of the light exactly where needed.
- **2-in-1 Design:** Easily converts from a floor lamp to a table-top model with the included conversion kit, offering versatile usage options.
- **Integrated Handle:** The lamp head includes an integrated handle for convenient adjustment and portability.

SETUP INSTRUCTIONS

Assembling the Floor Lamp:

1. Carefully unpack all components from the packaging.
2. Attach the main pole section to the weighted base by screwing it clockwise until secure.
3. Insert the flexible gooseneck arm into the top of the main pole section, ensuring it clicks into place.
4. Route the power cord through the designated clips or channels along the pole to prevent tangling.
5. Plug the power adapter into a standard electrical outlet.

Converting to a Table Lamp:

1. Unplug the lamp from the power outlet.
2. Carefully detach the flexible gooseneck arm from the main floor lamp pole. This may involve unscrewing or pressing a release button depending on the specific design.
3. Attach the flexible gooseneck arm directly to the smaller table lamp base (conversion kit included). Ensure it is securely fastened.
4. Place the table lamp on a stable, flat surface.
5. Plug the power adapter into a standard electrical outlet.



Image: The OttLite 2-in-1 lamp demonstrating its conversion capability from a tall floor lamp to a compact table lamp, highlighting its versatility.

OPERATING INSTRUCTIONS

1. **Power On/Off:** Locate the power button on the lamp head. Press once to turn the LED light on. Press again to turn it off.
2. **Adjusting Light Position:** Gently bend and position the flexible gooseneck to direct the light and magnifier over your work area. The integrated handle on the lamp head allows for easy manipulation.
3. **Using the Magnifier:** Position the magnifier lens directly above the object you wish to view. The 2X optical grade magnifier provides general enlargement, while the smaller 4X spot magnifier offers enhanced detail for intricate tasks.



Image: A detailed view of the magnifier lens, clearly indicating the 2X optical grade magnification and the smaller 4X spot magnifier for enhanced detail.

MAINTENANCE

- **Cleaning:** Ensure the lamp is unplugged before cleaning. Use a soft, dry cloth to wipe down the lamp's surfaces. For the magnifier lens, use a lens cleaning cloth and a suitable lens cleaning solution to avoid scratches.
- **Bulb Replacement:** The natural daylight LEDs are rated to last up to 40,000 hours and are generally not user-replaceable. If the LEDs fail within the warranty period, contact customer support.
- **Storage:** When not in use for extended periods, store the lamp in a cool, dry place. If disassembled, keep all components together to prevent loss.

TROUBLESHOOTING

Problem	Possible Cause	Solution
Lamp does not turn on.	Not plugged in; loose connection; power outlet issue.	Ensure the power cord is securely plugged into both the lamp and a working electrical outlet. Test the outlet with another device.
Light flickers or is dim.	Unstable power supply; LED issue.	Try plugging the lamp into a different outlet. If the issue persists, contact customer support.
Magnifier is blurry or distorted.	Lens is dirty; incorrect viewing distance.	Clean the magnifier lens with a soft, lint-free cloth. Adjust the distance between the lens and the object until clear focus is achieved.

SPECIFICATIONS

Feature	Detail
Model Number	43828C
Light Source Type	LED
LED Lifespan	Up to 40,000 hours
Magnifier Diameter	5 inches
Magnification (Optical Grade)	2X

Feature	Detail
Spot Magnification	4X
Power Source	Corded Electric
Wattage	15 watts
Product Dimensions (Floor Lamp)	4.69"D x 15.38"W x 17.38"H (Note: This dimension seems to be for the head/base, not full height. Actual height adjusts from 39.5 to 56 inches as per image.)
Item Weight	12.7 Pounds
Material	Plastic
Color	Silver
Certification	UL Listed



Image: Diagram illustrating the adjustable height of the floor lamp, ranging from 39.5 inches to 56 inches, and the dimensions of the

base.

PRODUCT MEDIA

Product Images



Image: The OttLite 2-in-1 LED Magnifier Light shown as a floor lamp, with an inset close-up of its illuminated magnifier head, highlighting the LED ring and optical lens.



Image: Two views of the OttLite 2-in-1 lamp, demonstrating the flexibility of its neck in both floor and table lamp setups, allowing for various lighting angles.



Image: A detailed shot of the OttLite magnifier head, showcasing the brand logo and the smooth, silver finish of the lamp's top section.





Image: The OttLite 2-in-1 LED Magnifier Light in its floor lamp configuration, with the flexible neck bent to illustrate its adjustability for directing light.

Official Product Videos

Your browser does not support the video tag.







Video: Official product video showcasing the OttLite 2-in-1 LED Magnifier Light Floor and Table Lamp, demonstrating its features and conversion capabilities.

WARRANTY AND SUPPORT

The OttLite 2-in-1 LED Magnifier Light comes with a **2-year warranty**. For warranty claims, technical support, or any inquiries regarding your product, please refer to the official OttLite website or contact their customer service.

An official User Guide (PDF) is also available for detailed instructions: [OttLite 2-in-1 LED Magnifier Light User Guide](#)

Related Documents - 43828C

	<p>OttLite 2-in-1 LED Magnifier Floor and Table Light User Manual</p> <p>Comprehensive guide for the OttLite 2-in-1 LED Magnifier Floor and Table Light, covering assembly, operation, safety, and FCC compliance. Learn how to set up and use your versatile lamp.</p>
	<p>OttLite 24w Ultimate 3-in-1 Craft Lamp: Assembly and Operation Manual</p> <p>Comprehensive guide for the OttLite 24w Ultimate 3-in-1 Craft Lamp (K53CP3). Includes assembly instructions for floor, table, and clamp-on modes, operation details, tube replacement, safety warnings, and compatibility information.</p>
	<p>OttLite 2-in-1 LED Sewing Machine Light SM200C-FFP User Manual</p> <p>Comprehensive user manual for the OttLite 2-in-1 LED Sewing Machine Light (SM200C-FFP). Includes assembly instructions, mounting options (table, clip, sewing machine), adhesive strip application, battery installation, safety warnings, and FCC compliance information.</p>
	<p>OttLite Ultimate LED 3-in-1 Creative Station with Magnifier: Assembly & Operation Guide</p> <p>Comprehensive guide for the OttLite Ultimate LED 3-in-1 Creative Station with Magnifier (CSY53CPC). Learn how to assemble, operate, and safely use this versatile craft lamp with magnifier.</p>
	<p>OttLite EasyView LED Craft Floor Lamp with Magnifier - Assembly, Operation, and Safety Guide</p> <p>Comprehensive guide for the OttLite EasyView LED Craft Floor Lamp (CSP57WGC, CSP57WGC-SHPR), detailing assembly instructions, operation, safety warnings, and FCC compliance.</p>
	<p>OttLite Craft Organizer Lamp with 3x Dual Magnifier & 360° Rotating Tray - Assembly and Safety Guide</p> <p>Comprehensive assembly instructions, safety warnings, and usage guide for the OttLite Craft Organizer Lamp (models 979003, 97900N, GX7907). Features 3x dual magnifier, 360° rotating tray, and natural lighting technology. Includes bulb replacement info and FCC compliance.</p>

