

Urmet 114820

Urmet Domus 1148/20 Mod.Sinthesi Door Station Module Instruction Manual

Model: 1148/20 | Brand: Urmet

INTRODUCTION

This manual provides essential instructions for the installation, operation, and maintenance of the Urmet Domus 1148/20 Mod.Sinthesi Door Station Module. Please read this manual thoroughly before installation and use to ensure proper function and safety.



Figure 1: Urmet Domus 1148/20 Mod.Sinthesi Door Station Module. This image shows the front view of the module, featuring a silver-colored casing with horizontal ventilation grilles on the left side and two small circular indicators or sensors on the upper right.

PRODUCT OVERVIEW

The Urmet Domus 1148/20 Mod.Sinthesi is a module designed for integration with the 1145500 door station. It features a robust construction with a polished anodized aluminum front panel, providing durability and a clean aesthetic. The module is engineered for reliable performance in its intended application.

SETUP AND INSTALLATION

Installation of the 1148/20 module should be performed by qualified personnel in accordance with local electrical codes and regulations. Ensure power is disconnected before beginning any installation procedures.

- 1. Preparation:** Ensure all necessary tools and components are available. Verify the compatibility of the 1148/20 module with the existing 1145500 door station.
- 2. Mounting:** Securely mount the module within the designated slot of the 1145500 door station. Refer to the door station's manual for specific mounting instructions.
- 3. Wiring:** Connect the module's wiring to the door station's terminals as indicated in the wiring diagram (refer to the 1145500 door station manual for detailed diagrams). Pay close attention to polarity and connection points.
- 4. Testing:** After installation, restore power and perform functional tests to ensure the module operates correctly with the door station.

***Note:** Detailed wiring diagrams and specific installation steps are typically provided with the main door station unit (Model 1145500).*

OPERATING INSTRUCTIONS

The 1148/20 module functions as an integral part of the Urmet Domus 1145500 door station system. Its operation is typically passive, contributing to the overall functionality of the door station, such as audio transmission or signaling, depending on its specific configuration within the system.

- **Name Tag:** The module includes a name tag area for identification. To update the name tag, carefully remove the protective cover and insert the new label.
- **Indicators:** Observe any illuminated indicators on the module for system status (if applicable). Refer to the main door station manual for indicator meanings.

MAINTENANCE

The Urmet Domus 1148/20 module requires minimal maintenance to ensure long-term performance.

- **Cleaning:** Clean the front panel with a soft, damp cloth. Avoid abrasive cleaners or solvents that could damage the polished anodized aluminum finish.
- **Inspection:** Periodically inspect the module for any signs of physical damage or loose connections.
- **Environmental Protection:** The module has a degree of protection IP42, meaning it is protected against solid objects larger than 1mm and against vertically falling water drops when tilted up to 15 degrees. Avoid direct exposure to heavy rain or strong water jets.

TROUBLESHOOTING

If you experience issues with the 1148/20 module, consider the following common troubleshooting steps:

- **No Functionality:**

- Check all wiring connections to ensure they are secure and correctly terminated.
- Verify that the main door station (1145500) is receiving power.
- Consult the troubleshooting section of the 1145500 door station manual.

- **Intermittent Operation:**

- Inspect for any loose connections or damaged cables.
- Ensure the module is securely seated in its mounting position.

- **Physical Damage:** If the module shows signs of physical damage, contact Urmet support or a qualified technician for assessment and potential replacement.

For complex issues, it is recommended to contact a qualified technician or Urmet customer support.







SPECIFICATIONS

Feature	Detail
Model Number	1148/20
Brand	Urmet Domus
Compatibility	Designed for use with Urmet Domus 1145500 door station
Name Tag Size (W x H)	67 x 12.5 mm
Module Size (H x W)	90 x 90 mm
Frontal Treatment	Polished anodized aluminum, steel color
Degree of Protection	IP 42
Item Weight	0.32 ounces (approximately 9 grams)
Manufacturer	URMET

WARRANTY AND SUPPORT

For information regarding warranty coverage, technical support, or service, please contact Urmet Domus directly or refer to the documentation provided with your complete door station system.

Urmet Contact Information: Please visit the official Urmet website for the most current contact details and support resources.

	<p>Katalog Urmet 2024: Systémy domovní komunikace a přístupové systémy</p> <p>Prohlédněte si katalog Urmet 2024, který představuje komplexní nabídku systémů domovní komunikace, přístupových systémů, signalizace a příslušenství pro moderní budovy.</p>
	<p>Urmet Mikra2 Audio-Außenstelle 1060/22 Installationsanleitung</p> <p>Diese Installationsanleitung für die Urmet Mikra2 Audio-Außenstelle (Modell 1060/22) für Ipercom-Systeme enthält allgemeine Beschreibungen, Komponentenübersichten, Installationsschritte, Verdrahtungsanleitungen, technische Spezifikationen und Informationen zur WEEE-Richtlinie.</p>
	<p>Urmet Access Control Module for Kit 1730, 1735, 1736 - Installation and Instruction Manual</p> <p>Installation and instruction manual for the Urmet Access Control Module (Ref. 1730/65) designed for Kit 1730, 1735, and 1736. Covers warnings, installation, key configuration, technical specifications, and compliance.</p>
	<p>Urmet ICom 7R Video Monitor User Instructions</p> <p>Detailed user instructions for the Urmet ICom 7R touchscreen video intercom monitor, covering answering calls, granting access, viewing messages, and system settings.</p>
	<p>Prodotti Urmet per Installatori Elettrici: Soluzioni e Casi d'Uso</p> <p>Scopri la gamma completa di prodotti Urmet per installatori elettrici, incluse soluzioni di videocitofonia, domotica, sicurezza e controllo accessi, con casi d'uso pratici per ogni applicazione.</p>
	<p>Urmet H.265 NVR Quick Guide</p> <p>A quick guide to setting up and operating the Urmet H.265 NVR, covering installation, initial setup, network configuration, and basic functions.</p>