

[Manuals.plus](#) /

› [EMART](#) /

› EMART 10x7ft Photo Studio Adjustable Background Support Kit Instruction Manual

## EMART 10x7ft

# EMART 10x7ft Photo Studio Adjustable Background Support Kit Instruction Manual

Model: 10x7ft

## INTRODUCTION

---

This instruction manual provides detailed guidance for setting up, operating, and maintaining your EMART 10x7ft Photo Studio Adjustable Background Support Kit. Learn how to assemble the stand, adjust its dimensions, and utilize included accessories for various photography and event needs. Please read this manual thoroughly before use to ensure proper setup and safe operation.

## WHAT'S IN THE BOX

---

The EMART 10x7ft Photo Studio Adjustable Background Support Kit includes the following components:

- 1 x Backdrop Stand (consisting of 2 tripod bases and 2 crossbar sections)
- 8 x Backdrop Clamps
- 2 x Sandbags (empty, for stability)
- 1 x Carrying Bag



*Image: All components of the EMART Backdrop Stand Kit, including two tripod stands, two crossbar sections, eight clamps, two sandbags, and a carrying bag.*

## SETUP INSTRUCTIONS

---

Follow these steps to assemble your EMART Backdrop Stand:


### 1. 1. Prepare the Tripod Bases:

Unfold the legs of each tripod base until they are fully extended and stable. Tighten the knob on each tripod to secure the legs in place. Ensure the tripod base is stable before proceeding.


# Stable & easy setup

Longer legs, thicker base pole, durable tripod

90°  
Most stable




①  
Open the tripod



②  
Tighten the knob



③  
Connect  
the crossbar




④  
Attach the  
crossbar on tripod



*Image: Step-by-step visual guide showing how to open the tripod legs and tighten the knob for stability.*

## 2. 2. Adjust Tripod Height:

Loosen the flip-locks on the tripod poles and extend them to your desired height (adjustable from 2.6ft/0.8m to 7.0ft/2.1m). Securely fasten the flip-locks once the desired height is reached.



*Image: Illustration demonstrating the adjustable height range of the tripod stands, from minimum to maximum extension.*

### 3. 3. Assemble the Crossbar:

Connect the two crossbar sections by sliding one into the other. The crossbar is retractable and can be adjusted from 5.3ft/1.58m to 10ft/3m in width. Twist to lock the sections at your desired length.

# Adjustable stand

Easy setup and easy fold in carry bag



Image: Diagram showing how to connect the crossbar sections and adjust its length, highlighting the retractable design.

#### 4. 4. Attach Crossbar to Tripods:

Place each end of the assembled crossbar onto the top pins of the tripod stands. Secure the crossbar by tightening the wing nuts on the tripod pins.

#### 5. 5. Secure Backdrop (Optional):

If using a backdrop, drape it over the crossbar. Use the provided backdrop clamps to secure the backdrop to the crossbar and the vertical poles, ensuring it is taut and wrinkle-free.



*Image: Visual representation of the 4.5-inch clamps, quick flip-locks for height adjustment, and durable sandbags for added stability.*

#### 6. 6. Add Stability with Sandbags:

Fill the provided sandbags with sand, rocks, or soil. Attach one sandbag to the base of each tripod stand to enhance stability, especially when using heavier backdrops or in windy conditions.

Your browser does not support the video tag.

*Video: A seller-provided video demonstrating the easy setup of the EMART backdrop stand, including the use of clamps and sandbags.*

## OPERATING INSTRUCTIONS

---

The EMART Backdrop Stand is designed for versatile use in various settings:

- **Photography:** Ideal for professional photo studio shooting, newborn photography, baby photo shoots, and product displays.



*Image: A professional photo studio setup utilizing the EMART backdrop stand with a white background and lighting equipment.*

- **Events & Decorations:** Perfect for parties, event decorations, weddings, and DIY photo booths.



*Image: The backdrop stand decorated for a Christmas party, showcasing its use for holiday events.*



*Image: A wedding arch setup using the EMART backdrop stand, adorned with flowers and drapes.*

- **Video Production:** Suitable for shooting videos and live streaming.



*Image: A person recording a video with the EMART backdrop stand set up in a cafe-like environment.*

- **Projector Screen Stand:** Can also be used as a projector screen stand for movie nights.



**It can also be used like a Projector Screen Stand**  
Enjoy amazing movie night with family and friends.

*Image: A family enjoying an outdoor movie night with the EMART backdrop stand serving as a projector screen.*

**Important Note:** Due to gravity, the crossbar may bend slightly when fully stretched. It is not recommended to hang objects over 10 lbs. Always use sandbags to add weight for stability, especially in windy conditions.

## MAINTENANCE

- Regularly inspect all components for any signs of wear or damage.
- Clean the aluminum poles with a soft, damp cloth. Avoid abrasive cleaners.
- Ensure all knobs and fasteners are tightened before each use to maintain stability.
- Store the stand in its carrying bag in a dry, cool place when not in use to protect it from dust and damage.

## TROUBLESHOOTING

- **Stand is wobbly:** Ensure all tripod legs are fully extended and the knobs are securely tightened. Always use sandbags at the base of each tripod for maximum stability.
- **Crossbar sags:** The crossbar is designed to support up to 10 lbs. If using a heavier backdrop, consider distributing the weight evenly or using additional support. Ensure the crossbar sections are twisted and locked firmly.

- **Difficulty adjusting height/width:** Check that all flip-locks and wing nuts are loosened before attempting to adjust. Do not force components.

## SPECIFICATIONS

---

Feature	Detail
Brand	EMART
Model	10x7ft Black
Material	Aluminum
Adjustable Height	2.6ft (0.8m) – 7.0ft (2.1m)
Adjustable Width	5.3ft (1.58m) – 10ft (3m)
Max Load Capacity (Crossbar)	10 lbs
Item Weight	3.5 Kilograms
Item Dimensions (L x W x H)	33.5 x 3.54 x 6.49 inches (packaged)
Included Components	Backdrop stand x1, backdrop clamp x 8, carrying bag x 1

## WARRANTY AND SUPPORT

---

For warranty information or customer support, please refer to the product packaging or contact EMART customer service directly. This product typically includes a 30-day return policy for refunds or replacements.

