

Nescafe Alegria Smooth Coffee 14.1 Ounce

Nescafe Alegria Smooth Coffee 14.1 Ounce User Manual

Model: Alegria Smooth Coffee 14.1 Ounce

INTRODUCTION

This manual provides essential instructions for the proper use, preparation, and storage of Nescafe Alegria Smooth Coffee, 14.1 Ounce (400g). Please read this manual carefully to ensure optimal enjoyment and product longevity.



Image shows the front of the Nescafé Alegria Smooth Coffee 14.1 Ounce package. The package is a flexible pouch, primarily red and orange, featuring the 'NESCAFÉ Alegria' logo. A white coffee cup filled with dark coffee and surrounded by coffee beans is depicted on the lower part of the package. Text on the package includes 'SMOOTH', 'VELOUTÉ', 'SUAVE', and 'NET WT / POIDS NET / PESO NETO 400 g (14.1 OZ)'.

SETUP AND PREPARATION

Nescafé Alegria Smooth Coffee is an instant coffee product designed for quick and easy preparation.

1. **Opening the Package:** Carefully tear or cut open the top seal of the Nescafé Alegria Smooth Coffee pouch.
2. **Measuring:** For a standard cup (approximately 8 fl oz / 240 ml), use one to two teaspoons of Nescafé Alegria Smooth Coffee. Adjust the amount to your preferred strength.
3. **Heating Water:** Heat fresh, filtered water to just below boiling point (approximately 195-205°F or 90-96°C). Do not use boiling water directly, as it can scorch the coffee.
4. **Mixing:** Place the measured coffee into your cup. Pour the hot water over the coffee powder and stir gently until fully dissolved.
5. **Customization:** Add milk, cream, sugar, or other sweeteners to taste.

OPERATING (SERVING SUGGESTIONS)

Nescafe Alegria Smooth Coffee can be enjoyed in various ways:

- **Hot Coffee:** Prepare as described in the 'Setup and Preparation' section.
- **Iced Coffee:** Prepare a stronger concentration of hot coffee, then pour over ice. Add cold milk or water as desired.
- **Coffee Desserts:** This instant coffee can also be used as an ingredient in various recipes, such as tiramisu, coffee-flavored cakes, or smoothies.

MAINTENANCE AND STORAGE

Proper storage is crucial to maintain the freshness and flavor of your Nescafe Alegria Smooth Coffee.

- **Storage Location:** Store the coffee in a cool, dry place, away from direct sunlight and strong odors.
- **Sealing:** After each use, ensure the pouch is tightly sealed to prevent moisture and air from affecting the coffee's quality. An airtight container is recommended if the original packaging cannot be sealed effectively.
- **Temperature:** Avoid storing in refrigerators or freezers, as condensation can introduce moisture.
- **Shelf Life:** Refer to the 'Best By' date printed on the packaging for optimal freshness.

TROUBLESHOOTING

If you encounter any issues with your Nescafe Alegria Smooth Coffee, consider the following:

- **Coffee Not Dissolving:** Ensure the water is hot enough (but not boiling) and stir thoroughly. Cold water will not dissolve instant coffee effectively.
- **Weak Flavor:** Increase the amount of coffee powder used per cup. Ensure the coffee has been stored correctly to maintain its potency.
- **Bitter Taste:** Reduce the amount of coffee powder. Ensure water is not boiling, as excessively hot water can extract bitter compounds.
- **Clumping:** This usually indicates moisture exposure. Ensure the package is sealed tightly after each use and stored in a dry environment.

SPECIFICATIONS

Feature	Detail
Brand	Nescafe
Model	Alegria Smooth Coffee
Net Weight	14.1 Ounce (400g)
Item Form	Instant Coffee Powder
Flavor	Alegria
Caffeine Content	Caffeinated
Roast Level	Dark Roast

UPC	028000116941
ASIN	B00MJF5WIO
Package Dimensions	12.24 x 6.65 x 6.42 inches

IMPORTANT INFORMATION




Statements regarding dietary supplements have not been evaluated by the FDA and are not intended to diagnose, treat, cure, or prevent any disease or health condition.

WARRANTY AND SUPPORT

For specific warranty information, product support, or to address any concerns not covered in this manual, please refer to the official Nescafe website or contact Nescafe customer service directly. Contact details are typically available on the product packaging or the brand's official online channels.

Visit the official Nescafe Store: [Nescafe Store on Amazon](#)

Related Documents - Alegria Smooth Coffee 14.1 Ounce

	<p>Nescafé Gold Blend Barista User Manual</p> <p>A comprehensive user manual for the Nescafé Gold Blend Barista system, covering safety precautions, machine overview, preparation of beverages, cleaning, descaling, troubleshooting, and indicator lights.</p>
	<p>Nescafé Dolce Gusto Infinissima: Quick Start Guide and Usage Instructions</p> <p>A comprehensive guide to setting up, using, and maintaining your Nescafé Dolce Gusto Infinissima coffee machine. Learn how to make various coffee drinks and discover the full range of Nescafé Dolce Gusto products.</p>
	<p>NESCAFÉ Dolce Gusto Neo User Manual - Brewing and Operation Guide</p> <p>Comprehensive user manual for the NESCAFÉ Dolce Gusto Neo coffee machine, covering setup, brewing, cleaning, descaling, connectivity, and troubleshooting for an optimal coffee experience.</p>



[Nescafé Gold Blend Barista User Manual](#)

A comprehensive user manual for the Nescafé Gold Blend Barista system, covering safety precautions, machine overview, preparation of beverages, cleaning, descaling, troubleshooting, and indicator lights.



[Instant Infusion Brew Coffee Maker User Manual](#)

This user manual provides comprehensive instructions for setting up, operating, and maintaining the Instant Infusion Brew coffee maker by Instant Brands. Learn how to brew perfect coffee, care for your appliance, and find troubleshooting tips for model DCM-1200.



[Instant Solo Coffee Maker: Get Started Guide and User Manual](#)

A comprehensive guide to setting up, using, cleaning, and maintaining your Instant Solo Coffee Maker. Learn about safety precautions, brewing options, and warranty information for the Instant Solo.