

- › [Marshmallow Fluff](#) /
- › [Marshmallow Fluff Classic Original Spread User Manual](#)

Marshmallow Fluff 31507

Marshmallow Fluff Classic Original Spread User Manual

Comprehensive instructions and information for Marshmallow Fluff Classic Original Spread, 7.5oz.

1. PRODUCT OVERVIEW

Marshmallow Fluff Classic Original Spread is a sweet, creamy marshmallow confection. This 7.5oz (Pack of 1) product is known for its unique texture and versatility in various culinary applications. It is a gluten-free product.

Brand: Marshmallow Fluff

Model Number: 31507



Image 1.1: Marshmallow Fluff Classic Original Spread, 7.5oz jar, surrounded by small white marshmallows.

2. INGREDIENTS

The Classic Original Flavor Marshmallow Fluff contains the following ingredients:

- CORN SYRUP
- SUGAR
- EGG WHITE
- ARTIFICIAL FLAVOR

This product is gluten-free.

3. USAGE INSTRUCTIONS

Marshmallow Fluff is ready to use directly from the container. No preparation is required.

Basic Application:

- **Spreading:** Use a clean utensil to scoop the desired amount of fluff. Spread evenly on bread, crackers, or other food items.
- **In Recipes:** Incorporate into recipes as directed. Fluff can be used in baking, desserts, and beverages.





Image 3.1: A close-up view of the Marshmallow Fluff jar, emphasizing its "No Fat or Cholesterol" and "Gluten Free" attributes.

4. RECIPES & SERVING SUGGESTIONS

Marshmallow Fluff is a versatile ingredient that can enhance a variety of dishes and snacks. Here are some popular suggestions:

Fluffernutter Sandwich:

A classic American sandwich made with Marshmallow Fluff and peanut butter spread between two slices of bread. This combination offers a unique sweet and savory experience.



fluffernutter

*Ah, yes the **Fluffernutter**! There are many among us who will say you haven't really lived until you've taken a bite out of one of these distinctly American delights! And they just may be right! Long a staple of playgrounds, after-school snacks, college dorms, and the local diner, essentially, a Fluffernutter is a tasty concoction of **Marshmallow Fluff** and peanut butter mixed together between two slices of bread. Yup, that's it!*



Image 4.1: An illustration detailing the components of a Fluffernutter sandwich, a popular use for Marshmallow Fluff.

Baking and Desserts:

Fluff can be incorporated into various baking recipes, such as cookies, cakes, and fudge. It adds a light, airy, and sweet marshmallow flavor. The product label includes a recipe for "Fluff Fudge".

Marshmallow

fluff

FLUFF FUDGE

- | | |
|----------------------------------|---------------------------------------------------------------------------------------------------------------------------------------------------------------|
| 2½ cups sugar | ① Combine first 5 ingredients. |
| 4 tbsp butter or margarine | Stir over low heat until blended. |
| 5 oz. evaporated milk | ② Bring to boil over medium heat, being careful not to mistake air bubbles for boiling. Boil slowly, stirring constantly, for 5 minutes (use softball test*). |
| 1 jar (7½ oz.) Marshmallow Fluff | ③ Remove from heat. |
| ¾ tsp. salt | Stir in vanilla and chocolate until melted. Pour into a buttered 9x9 inch pan and cool. |
| ¾ tsp. vanilla | |
| 12 oz. semi-sweet chocolate | |

*Visit us at www.marshmallowfluff.com for more tips and ideas

INGREDIENTS: CORN SYRUP, SUGAR, EGG WHITE, ARTIFICIAL FLAVOR
CONTAINS:EGG

MFG. BY DURKEE-MOWER, INC. 2 EMPIRE ST LYNN MA 01902 U.S.A.

Processed in a Nut Free Facility.

Do Not Microwave Container. Keep From Heat.

Nutrition Facts

About 18 servings per container
Serving size 2 tbsp (12g)

Amount per serving
Calories 40

% Daily Value*

Total Fat 0g **0%**

Saturated Fat 0g **0%**

Sodium 5mg **0%**

Total Carbohydrate 10g **4%**

Total Sugars 6g

Includes 6g Added Sugars **12%**

Protein 0g

Not a significant source of trans fat, cholesterol, dietary fiber, vitamin D, calcium, iron and potassium.

*The % Daily Value (DV) tells you how much a nutrient in a serving of food contributes to a daily diet. 2,000 calories a day is used for general nutrition advice.

Image 4.2: The reverse side of the Marshmallow Fluff jar, displaying Nutrition Facts and a recipe for Fluff Fudge.



Image 4.3: Children engaged in baking activities, illustrating the use of Marshmallow Fluff in home baking.

Beverage Topping:

Use as a topping for hot chocolate, coffee, or other beverages for an added sweet and creamy layer.

5. NUTRITIONAL INFORMATION

Below is the nutritional information for Marshmallow Fluff Classic Original Spread, based on a serving size of 2 tbsp (12g).

Nutrient	Amount per Serving	% Daily Value*
Calories	40	
Total Fat	0g	0%
Saturated Fat	0g	0%

Nutrient	Amount per Serving	% Daily Value*
Sodium	5mg	0%
Total Carbohydrate	10g	4%
Total Sugars	6g	
Includes Added Sugars	6g	12%
Protein	0g	

*The % Daily Value (DV) tells you how much a nutrient in a serving of food contributes to a daily diet. 2,000 calories a day is used for general nutrition advice.

6. STORAGE AND MAINTENANCE

To maintain the quality and freshness of your Marshmallow Fluff, follow these storage guidelines:

- **Keep from Heat:** Store in a cool, dry place away from direct sunlight or heat sources.
- **Do Not Microwave:** This product is not suitable for microwave heating.
- **Sealing:** Ensure the lid is tightly sealed after each use to prevent drying out and maintain freshness.

7. PRODUCT SPECIFICATIONS

Specification	Detail
Item Model Number	31507
UPC	052600112751
ASIN	B00LUIQS98
Units	7.5 Ounce
Brand	Marshmallow Fluff
Package Information	Jar
Number of Items	1
Flavor	Marshmallow
Item Weight	0.21 Kilograms (7.41 ounces)
Product Dimensions	3.15 x 5.12 x 3.15 inches

8. BRAND HISTORY

Marshmallow Fluff was born from the entrepreneurial spirit of two World War I veterans, H. Allen Durkee and Fred L. Mower. Marshmallow Fluff began in 1920 as a small kitchen operation in Lynn, Massachusetts. After purchasing the original Fluff recipe from creator Archibald Query, the duo transformed it into a beloved New England staple, selling door to door before landing on grocery store shelves. As their business grew, so did their innovation—from pioneering radio ads in the 1930s with The Flufferettes show, to modernizing packaging and production through the decades. Even during

wartime sugar shortages, Durkee-Mower stayed committed to quality, never compromising on their recipe. Today, Marshmallow Fluff remains a nostalgic and iconic treat, delighting generations across the globe with recipes old and new—all rooted in the same sweet tradition that started over a century ago.



The Marshmallow Fluff Brand Story

Born out of the entrepreneurial spirit of two World War I veterans, H. Allen Durkee and Fred L. Mower, Marshmallow Fluff began in 1920 as a small kitchen operation in Lynn, Massachusetts. After purchasing the original Fluff recipe from creator Archibald Query, the duo transformed it into a beloved New England staple, selling door to door before landing on grocery store shelves. As their business grew, so did their innovation—from pioneering radio ads in the 1930s with The Flufferettes show, to modernizing packaging and production through the decades. Even during wartime sugar shortages, Durkee-Mower stayed committed to quality, never compromising on their recipe. Today, Marshmallow Fluff remains a nostalgic and iconic treat, delighting generations across the globe with recipes old and new—all rooted in the same sweet tradition that started over a century ago.

Image 8.1: A visual representation of the Marshmallow Fluff brand story, highlighting its rich history.

9. OTHER FLAVORS

In addition to the Classic Original Flavor, Marshmallow Fluff is also available in other varieties, such as Strawberry.



Image 9.1: Display of Marshmallow Fluff Original and Strawberry flavors, showcasing product variety.




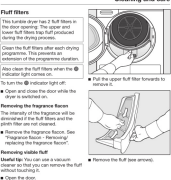


10. VIDEO DEMONSTRATIONS

Watch the official product video for a quick overview of Marshmallow Fluff.

Your browser does not support the video tag.

Video 10.1: A short product showcase video for Marshmallow Fluff, highlighting its appearance and texture.

For additional information or support, please visit the official Marshmallow Fluff website.

	<p>Sentro Knitting Machine Manual: How to Use and Create Projects</p> <p>Comprehensive guide to operating the Sentro knitting machine for creating hats, scarves, sweaters, and more. Includes instructions for ring/tubular weave and flat sheet weave, along with a fluff ball weaver manual.</p>
	<p>Hamilton Beach Flip 'n Fluff Waffle Baker: User Manual and Safety Guide</p> <p>This document provides essential safety guidelines, operating instructions, cleaning tips, and warranty information for the Hamilton Beach Flip 'n Fluff Waffle Baker (Model 840074500).</p>
	<p>Premier Yarns Fluff Factor Hood Free Knit Pattern</p> <p>Download the free knit pattern for the Premier Yarns Fluff Factor Hood. This guide provides step-by-step instructions, materials list, and techniques for creating a cozy, textured hood.</p>
	<p>Tumble Dryer Cleaning and Care: Fluff Filter Maintenance</p> <p>Guide to cleaning fluff filters, removing fragrance flacons, and managing visible fluff in a tumble dryer to ensure optimal performance and prevent programme duration extensions.</p>
	<p>Ostrich Fluff Pouf Ottoman by Ngala Trading - Product Specifications and Care</p> <p>Detailed specifications, materials, upholstery options, and care instructions for the Ostrich Fluff Pouf Ottoman, a handcrafted furniture piece by Ngala Trading and Egg Designs.</p>
	<p>Ngala Trading Ostrich Fluff Round Ottoman - Large Luxury Furniture Spec Sheet</p> <p>Discover the Ngala Trading Ostrich Fluff Round Ottoman - Large. Handcrafted in South Africa, this luxurious ottoman features genuine ostrich feathers, velvet or leather upholstery, and a versatile design. View detailed specifications, materials, dimensions, and care instructions.</p>

