

Manuals+

[Q & A](#) | [Deep Search](#) | [Upload](#)

Manuals.plus /

› [Aqua Select](#) /

› Aqua Select 6-18 Foot Telescoping Pool Vacuum Pole Instruction Manual

Aqua Select 6-18 Foot Telescoping Pool Vacuum Pole (Standard - White Grip)

Aqua Select 6-18 Foot Telescoping Pool Vacuum Pole Instruction Manual

Brand: Aqua Select

1. INTRODUCTION

This manual provides comprehensive instructions for the safe and effective use of your Aqua Select 6-18 Foot Telescoping Pool Vacuum Pole. Designed for versatility and durability, this pole is an essential tool for maintaining a clean and clear swimming pool or spa.

Product Overview

The Aqua Select Telescoping Pool Vacuum Pole is engineered for professional-grade quality and ease of operation. It is constructed from high-quality aluminum, ensuring longevity and robust performance. Its telescoping design allows for adjustable lengths from 6 to 18 feet, making it suitable for various pool sizes and cleaning tasks. The pole features an outer locking cam with a comfortable handle grip for secure and effortless adjustments.

This pole is designed with a universal fit, accommodating most standard pool cleaning accessories such as skimmers, brushes, and vacuum heads (accessories not included). Its 1-inch inner diameter ensures broad compatibility with a wide range of tools, making your pool maintenance efficient and straightforward.




Image: The Aqua Select 6-18 Foot Telescoping Pool Vacuum Pole, fully extended, showcasing its design and white grip.

2. COMPONENTS

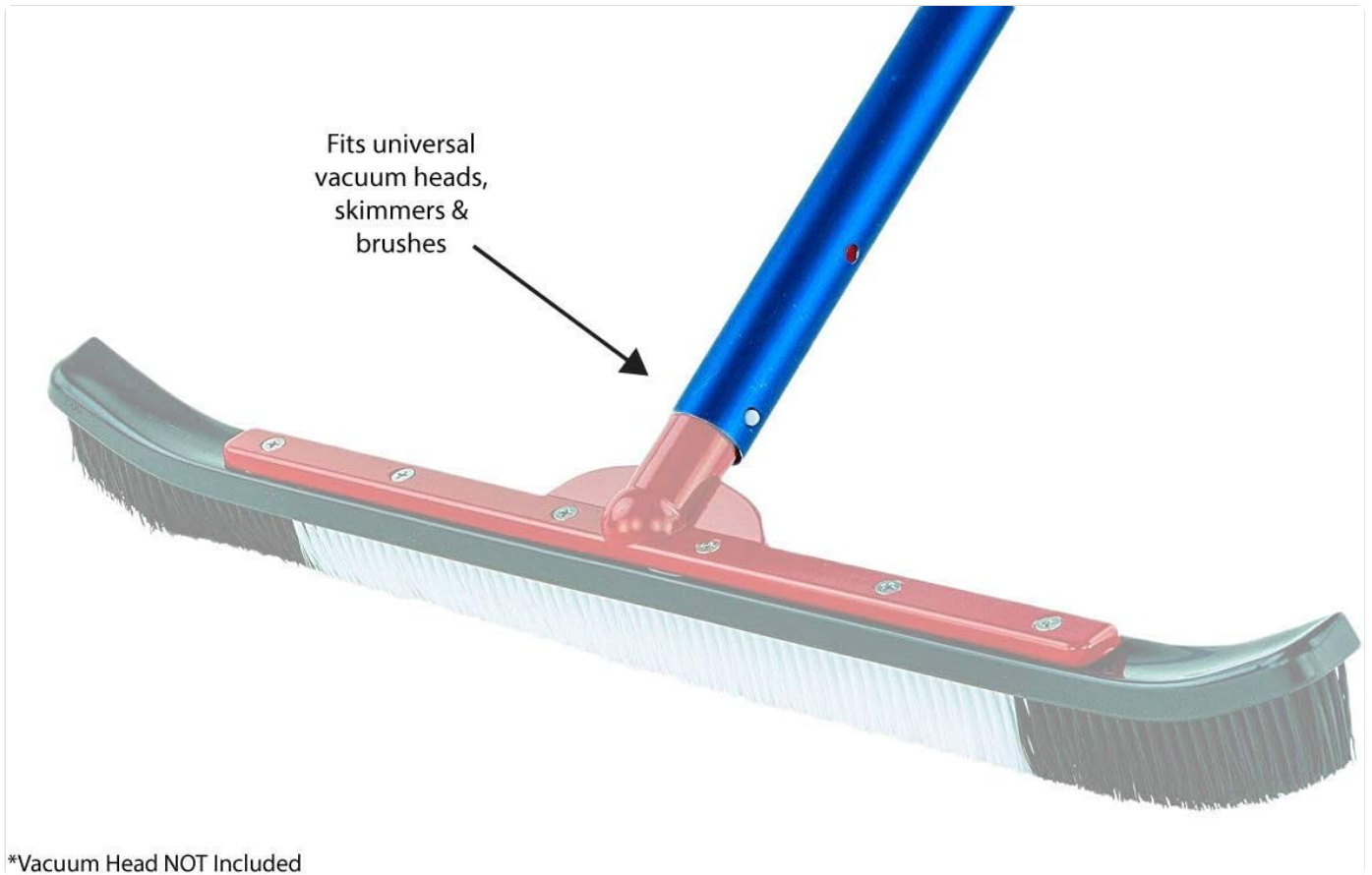
Your Aqua Select Telescoping Pool Vacuum Pole consists of the following primary components:

- **Telescoping Aluminum Shaft:** The main body of the pole, made from durable aluminum, designed to extend and retract.
- **Outer Locking Cam:** A mechanism that secures the pole at desired lengths, preventing slippage during use.
- **Handle Grip:** A comfortable grip near the locking cam for secure handling and operation.
- **Universal Attachment End:** The end of the pole designed to connect with various pool cleaning accessories. It has a 1-inch inner diameter for broad compatibility.

Compatible Accessories (Not Included)

The pole is designed to work seamlessly with a variety of standard pool cleaning tools, including:

- Pool Vacuum Heads
- Pool Brushes (Wall Brushes, Corner Brushes)
- Leaf Skimmers and Rakes



*Vacuum Head NOT Included

Image: A close-up view of the white locking mechanism on the Aqua Select telescoping pole, showing how the sections are secured.

AQUA SELECT®



VACUUM



WALL BRUSH



SKIMMER



LEAF RAKE



Fits All Standard Pool Cleaning Accessories

Image: A visual diagram illustrating the Aqua Select telescoping pole and various compatible pool cleaning accessories such as a vacuum head, wall brush, skimmer, and leaf rake.

Setting up your Aqua Select Telescoping Pool Vacuum Pole is quick and easy, allowing you to begin your pool maintenance tasks efficiently.

Attaching Accessories

1. **Select Your Tool:** Choose the appropriate pool cleaning accessory (e.g., vacuum head, brush, skimmer) for your task. Ensure it has a standard universal fit.
2. **Align and Insert:** Align the accessory's attachment point with the universal attachment end of the pole. Insert the accessory firmly onto the pole. The 1-inch inner diameter of the pole end is designed for a snug fit.
3. **Secure (if applicable):** Some accessories may have a clip or pin mechanism to further secure them to the pole. Engage this mechanism if present to prevent the tool from detaching during use.

Adjusting Pole Length

1. **Unlock:** Locate the outer locking cam on the pole. Twist or release the cam to unlock the telescoping sections.
2. **Extend/Retract:** Gently pull or push the pole sections to extend or retract to your desired length (between 6 and 18 feet).
3. **Lock:** Once the desired length is achieved, twist or engage the outer locking cam firmly to secure the sections in place. Ensure the pole is securely locked before beginning any cleaning tasks to prevent accidental retraction or extension.




Image: The Aqua Select telescoping pole with a brush head attached, demonstrating its universal fit for various pool cleaning tools.

4. OPERATION

Operating your Aqua Select Telescoping Pool Vacuum Pole is straightforward. Follow these guidelines for effective and safe pool cleaning.

General Usage

- **Safety First:** Always ensure the pole is securely locked at the desired length before use. Avoid excessive force that could damage the pole or attached accessories.

- **Reach and Maneuver:** Use the adjustable length to comfortably reach all areas of your pool, including deep ends, corners, and under ledges. The lightweight aluminum construction allows for easy maneuvering.
- **Consistent Motion:** When vacuuming or brushing, use smooth, consistent motions to effectively clean surfaces without stirring up debris excessively.
- **Accessory Specific Use:**
 - *Vacuuming:* Attach a vacuum head and hose. Guide the vacuum head slowly across the pool floor and walls.
 - *Brushing:* Attach a pool brush. Scrub pool walls, steps, and floor to remove algae and dirt.
 - *Skimming:* Attach a leaf skimmer or rake. Glide the skimmer across the water surface to collect leaves and debris.



Image: A person using the Aqua Select telescoping pole with a vacuum head to clean the bottom of a swimming pool.



Image: Another perspective of a person operating the Aqua Select telescoping pole for pool vacuuming, showing the pole's reach and maneuverability.

5. MAINTENANCE

Proper maintenance will extend the life of your Aqua Select Telescoping Pool Vacuum Pole and ensure its continued performance.

Cleaning and Care

- **Rinse After Use:** After each use, especially in chlorinated or saltwater pools, rinse the entire pole thoroughly with fresh water. This helps prevent corrosion and buildup.
- **Dry Completely:** Before storing, ensure the pole is completely dry. Extend the pole fully to allow all sections to dry, then retract it.
- **Inspect Regularly:** Periodically inspect the locking cam and pole sections for any signs of wear, damage, or debris accumulation. Clean the locking mechanism if it becomes stiff or difficult to operate.
- **Avoid Harsh Chemicals:** Do not use abrasive cleaners or harsh chemicals on the pole, as this can damage the aluminum finish and plastic components.

Storage

- **Retract for Storage:** For compact storage, fully retract the pole to its shortest length (6 feet).
- **Store in a Dry Place:** Store the pole in a cool, dry place, away from direct sunlight and extreme temperatures.
- **Hang or Lay Flat:** Store the pole by hanging it horizontally or laying it flat to prevent warping or bending.

6. TROUBLESHOOTING

This section addresses common issues you might encounter with your Aqua Select Telescoping Pool Vacuum Pole.

Problem	Possible Cause	Solution
Pole sections are difficult to extend or retract.	Dirt, debris, or mineral buildup inside the pole sections or locking mechanism.	Fully extend the pole and rinse thoroughly with fresh water. Allow to dry completely. Inspect the locking cam for any obstructions and clean if necessary.
Pole does not lock securely at desired length.	Locking cam is not fully engaged or is worn. Debris preventing full engagement.	Ensure the outer locking cam is twisted or engaged firmly. Clean any debris from the locking mechanism. If the cam is worn, contact customer support for assistance.
Accessories do not fit or are loose on the pole.	Accessory is not a standard universal fit (1-inch inner diameter). Accessory attachment point is damaged.	Verify that your accessory is designed for a universal fit with a 1-inch pole diameter. Inspect the accessory's attachment point for damage. Ensure the accessory is fully inserted onto the pole.

7. SPECIFICATIONS

Key specifications for the Aqua Select 6-18 Foot Telescoping Pool Vacuum Pole:

- **Model:** 6-18 Foot Telescoping Pool Vacuum Pole (Standard - White Grip)
- **Adjustable Length:** 6 feet to 18 feet (1.83 m to 5.49 m)
- **Material:** High-Quality Aluminum
- **Inner Diameter (Attachment End):** 1 inch (2.54 cm)
- **Item Weight:** Approximately 1 pound (0.45 kg)
- **Compatibility:** Universal fit for most standard pool skimmers, brushes, and vacuum heads.
- **Manufacturer:** Aqua Select
- **ASIN:** B00LU129PM

8. WARRANTY AND SUPPORT

For any questions, concerns, or support regarding your Aqua Select Telescoping Pool Vacuum Pole, please contact Aqua Select customer service. While specific warranty details are not provided in this manual, Aqua Select is committed to providing quality products and support.

You can find more information and contact details by visiting the official Aqua Select store or website:

[Visit the Aqua Select Store on Amazon](#)

Please have your product model number (6-18 Foot Telescoping Pool Vacuum Pole) and ASIN (B00LU129PM) ready when contacting support for faster assistance.

