

Manuals+

[Q & A](#) | [Deep Search](#) | [Upload](#)

[manuals.plus](#) /

- › [Timex](#) /
- › [Timex Expedition Base Shock Watch T49977 User Manual](#)

Timex T49977

Timex Expedition Base Shock Watch T49977 User Manual

Model: T49977

INTRODUCTION

The Timex Expedition Base Shock Watch T49977 is engineered for durability and functionality, featuring a robust design that is shock-resistant and water-resistant up to 100 meters. This manual provides detailed instructions to help you understand and utilize all the features of your watch, ensuring reliable performance in various environments.



Front view of the Timex Expedition Base Shock Watch T49977, showing the digital display and button labels.

SETUP

Button Functions

- **SET**: Used to enter and exit setting modes, and to confirm selections.
- **MODE**: Cycles through different watch modes (Time, Alarm, Chronograph, Timer).
- **START/SPLIT**: Starts/stops functions, or advances values during setting.
- **STOP/RESET**: Stops functions, resets values, or decreases values during setting.
- **INDIGLO**: Activates the night-light for illumination.

Setting Time and Date

1. In Time mode, press and hold the **SET** button until the display flashes.
2. Use **START/SPLIT** or **STOP/RESET** to adjust the flashing value (e.g., seconds, minutes, hours).
3. Press **MODE** to move to the next setting (e.g., 12/24 hour format, month, day, year).
4. Repeat step 2 to adjust each value.
5. Press **SET** to exit the setting mode.

OPERATING INSTRUCTIONS

Using the Indiglo Night-Light

Press the **INDIGLO** button (typically located on the top left side of the watch) to illuminate the watch face for approximately 3 seconds. This feature is useful in low-light conditions.

Alarm Function

1. Press **MODE** until 'ALM' (Alarm) appears on the display.
2. Press and hold **SET** until the alarm time flashes.
3. Use **START/SPLIT** or **STOP/RESET** to adjust the hour and minute.
4. Press **MODE** to toggle between AM/PM (if in 12-hour format).
5. Press **SET** to save the alarm time.
6. To activate/deactivate the alarm, press **START/SPLIT** while in Alarm mode. An alarm icon will appear when active.

Chronograph (Stopwatch)

1. Press **MODE** until 'CHR' (Chronograph) appears.
2. Press **START/SPLIT** to begin timing.
3. Press **START/SPLIT** again to pause the chronograph.
4. Press **STOP/RESET** to reset the chronograph to zero.
5. To record split times, press **START/SPLIT** during timing. The display will show the split time while the chronograph continues to run in the background. Press **START/SPLIT** again to return to the running time.

Timer Function

1. Press **MODE** until 'TMR' (Timer) appears.
2. Press and hold **SET** to set the desired countdown time.
3. Use **START/SPLIT** or **STOP/RESET** to adjust hours, minutes, and seconds.
4. Press **SET** to save the timer setting.
5. Press **START/SPLIT** to start the countdown.
6. Press **START/SPLIT** again to pause, and **STOP/RESET** to reset.

Cleaning Your Watch

Regularly clean your watch with a soft, damp cloth. For stubborn dirt, a mild soap solution can be used, followed by rinsing with clean water. Ensure all buttons are pressed in when cleaning to maintain water resistance. Avoid harsh chemicals or abrasive materials.

Water Resistance

The Timex Expedition Base Shock Watch is water-resistant to 100 meters (330 feet). This rating means it is suitable for showering, swimming, and snorkeling. Do not press any buttons while the watch is submerged or wet, as this can compromise the water seal. Avoid exposing the watch to extreme temperature changes, which can also affect water resistance.



Side view of the watch, highlighting its robust case design.

Battery Replacement

The watch uses one Lithium Metal battery (CR2016). When the display dims or functions become erratic, it may be time to replace the battery. It is recommended to have battery replacement performed by a qualified watch technician to ensure the water resistance seal is properly re-installed.



Close-up of the watch's stainless steel back, indicating water resistance and battery type.

TROUBLESHOOTING

- **Display is blank or dim:** The battery may need replacement. See 'Battery Replacement' section.
- **Buttons are unresponsive:** Ensure the watch is not in a locked mode (if applicable, consult full Timex manual for specific model lock features). If issues persist, a soft reset by removing and reinserting the battery (by a professional) might be necessary.
- **Water inside the watch:** Immediately take the watch to a qualified service center. Do not attempt to dry it yourself, as this can cause further damage.
- **Incorrect time/date:** Re-enter the time and date settings as described in the 'Setting Time and Date' section.







SPECIFICATIONS


| | |
|----------------------|---|
| Model Number | T49977 |
| Brand | Timex |
| Water Resistance | 100 meters (330 feet) |
| Shock Resistance | Yes (to ISO standards) |
| Battery Type | CR2016 Lithium Metal |
| Case Material | Resin |
| Strap Material | Rubber |
| Dimensions (Product) | 0.99 x 0.99 x 0.99 cm |
| Weight | 54.43 g |
| Features | Indiglo Night-Light, Digital Display, Alarm, Chronograph, Timer |

WARRANTY AND SUPPORT

For warranty information, service, or additional support, please refer to the official Timex website or contact Timex customer service directly. Keep your proof of purchase for any warranty claims. Do not attempt to open or repair the watch yourself, as this may void the warranty and compromise its water resistance.

Related Documents - T49977

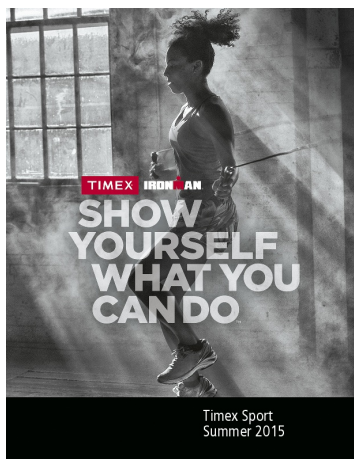
| | |
|---|--|
|  | <p>Timex Expedition Digital Watch User Manual</p> <p>Comprehensive user manual for the Timex Expedition Digital watch, covering basic operations, alarm settings, timer functions, chronograph usage, INDIGLO® night-light, water and shock resistance, and battery information.</p> |
|  | <p>Timex Ironman 10/30/50 Lap/Transit Watch User Manual and Guide</p> <p>Comprehensive user manual and guide for the Timex Ironman 10, 30, and 50 Lap/Transit digital sports watch, covering basic operation, chronograph, timer, alarm, INDIGLO night-light, water resistance, battery, and warranty information.</p> |
|  | <p>Timex Expedition 4-Pusher Digital Watch User Manual and Guide</p> <p>Comprehensive user manual for the Timex Expedition 4-Pusher Digital watch, covering features, operation, time and date setting, chronograph, alarm, countdown timer, water resistance, strap and bracelet adjustment, battery replacement, and warranty information.</p> |
|  | <p>Timex Expedition Digital Watch User Guide</p> <p>Comprehensive user guide for the Timex Expedition Digital watch, detailing functions, basic operations, time/date settings, alarms, timers, chronographs, INDIGLO® night-light, water and shock resistance, and warranty information.</p> |
|  | <p>Timex Expedition World Time Digital Watch User Manual</p> <p>Comprehensive user guide for the Timex Expedition World Time Digital watch, covering time setting, world time functionality, chronograph, countdown timer, alarms, INDIGLO night-light, water resistance, and battery care.</p> |
|  | <p>Timex W-209 Watch User Manual: Features, Operation, and Warranty</p> <p>Comprehensive guide to operating your Timex W-209 watch, covering time setting, chronograph, timer, alarms, occasions, INDIGLO night-light, water resistance, battery, and international warranty information.</p> |



[\[pdf\]](#) Accessories Catalog

SPORT OUTDOOR TIMEX S14 designaaccessories au 2017 06 |||

SUMMER 2014 DEALER CATALOGUE SPORT/OUTDOOR You know how to keep a promise. Even if it s to yourself ... minute backup Two Time Zones Water resistance to 100m INDIGLO night-light NEW T49976 149 NEW **T49977** 149 VIBE SHOCK™ WATCH FEATURES_ Shock-resistant to I.S.O. standards 100 hour chronograph...
lang:en score:26 filesize: 3.85 M page_count: 28 document date: 2014-07-06



[\[pdf\]](#) Accessories

Timex Sport Summer 2015 Designa Accessories PAGE 3 of 5 PRINTED 11 17 IRONMAN® Rugged 30 Mid Size T5K810 119 UPC: 0753048541973 07 01 2014 IMAN LAP RUGGED MID BLCK BL TIMEX S15 designaaccessories au 2017 06 |||

Timex Sport Summer 2015 Timex Sport Summer 2015 PAGE 1 of 5 PRINTED 11/17/2015 Marathon by Timex ... L T49950 219 UPC: 0753048493432 09/01/2013 EXPEDITION SHOCK XL VIB BLK Expedition Base Shock **T49977** 149 UPC: 0753048541867 07/01/2014 EXP BASE SHOCK CAT BLACK RED A ...
lang:en score:25 filesize: 2.54 M page_count: 6 document date: 2015-11-18