

Infinity Infinity One

Infinity One Premium Wireless Portable Speaker User Manual

Model: Infinity One

INTRODUCTION

The Infinity One Premium Wireless Portable Speaker is designed to deliver exceptional audio clarity and powerful volume in a portable form factor. Featuring high-quality drivers and a durable ceramic-coated aluminum chassis, this speaker offers both robust performance and elegant design. It supports Bluetooth connectivity for seamless music streaming and includes a rechargeable battery that provides extended playtime and the ability to charge external devices.



Image: The Infinity One speaker in two orientations, showcasing its cylindrical shape and textured surface.

WHAT'S IN THE BOX

- 1 x Infinity One Bluetooth Speaker
- AC Power Adapter (for faster charging)
- USB Charging Cable (for charging external devices)

Please ensure all components are present upon unboxing. If any items are missing or damaged, contact customer support.

FEATURES

- Stunning room-filling sound with powerful bass from high-quality drivers.
- Rechargeable lithium-ion battery providing up to 10 hours of playtime.
- Easy Bluetooth pairing with Near Field Communication (NFC) capability.
- Integrated USB port for charging compatible smart devices.
- Cutting-edge industrial design, offering a minimalist and portable package with robust sound.
- Durable ceramic-coated aluminum chassis.

SETUP

Initial Charge

Before first use, fully charge your Infinity One speaker. Connect the included AC power adapter to the speaker's charging port and plug it into a wall outlet. The battery indicator lights will show charging progress. A full charge typically takes several hours.

Powering On/Off

To power on the speaker, press and hold the power button located on the control panel until the indicator lights illuminate. To power off, press and hold the power button again until the lights turn off.

OPERATING INSTRUCTIONS

Bluetooth Pairing

1. Ensure the Infinity One speaker is powered on and within range of your Bluetooth device (e.g., smartphone, tablet, laptop).
2. Press the Bluetooth pairing button on the speaker. The Bluetooth indicator light will begin to flash, indicating it is in pairing mode.
3. On your device, enable Bluetooth and search for available devices.
4. Select "Infinity One" from the list of found devices.
5. Once paired, the Bluetooth indicator light on the speaker will become solid, and you will hear an audible confirmation.

NFC Pairing (If supported by your device)

For devices with NFC, simply tap your NFC-enabled device to the NFC area on the speaker (refer to the speaker's physical layout for exact location). Your device will automatically prompt you to connect via Bluetooth.

Playing Audio

Once paired, audio from your connected device will play through the Infinity One speaker. Use your device's volume controls or the speaker's touch controls to adjust playback volume.

Charging External Devices

The Infinity One features a USB port (2.1A) that allows you to charge compatible smart devices. Connect your device's USB charging cable to the speaker's USB port. The speaker's internal battery will then provide power to charge your device.

Your browser does not support the video tag.

Video: An official product video demonstrating the features and design of the Infinity One Premium Wireless Portable Speaker.

MAINTENANCE

- **Cleaning:** Use a soft, dry cloth to clean the speaker's surface. Do not use abrasive cleaners or solvents.
- **Storage:** Store the speaker in a cool, dry place away from direct sunlight and extreme temperatures.
- **Battery Care:** To prolong battery life, avoid fully discharging the battery frequently. Charge the speaker regularly, even if not in use for extended periods.
- **Water Resistance:** This product is NOT waterproof. Avoid exposure to water or excessive moisture.

TROUBLESHOOTING

Problem	Possible Cause	Solution
Speaker does not power on.	Battery is depleted.	Connect the speaker to power using the AC adapter and allow it to charge.
Cannot pair via Bluetooth.	Speaker is not in pairing mode; device Bluetooth is off; device is too far.	Ensure speaker is in pairing mode (flashing light). Turn Bluetooth on your device. Move device closer to speaker (within 10 meters).
No sound or low volume.	Volume too low on speaker or device; speaker not connected.	Increase volume on both the speaker and your connected device. Verify Bluetooth connection.
Audio skipping/interruption.	Interference; device too far; low battery.	Move speaker closer to device. Avoid obstacles. Ensure speaker battery is sufficiently charged.

SPECIFICATIONS

Feature	Detail
Model Name	Infinity One
Speaker Type	Portable Bluetooth Speaker
Connectivity Technology	Bluetooth, NFC, USB
Battery Life	Up to 10 Hours

Feature	Detail
Power Source	Battery Powered
Speaker Maximum Output Power	25 Watts
Item Weight	5 Pounds (approx. 2.27 kg)
Product Dimensions (L x W x H)	10.8 x 5.4 x 6.7 inches (approx. 27.4 x 13.7 x 17 cm)
Color	Black
Water Resistance Level	Not Water Resistant
Manufacturer	Infinity




Warranty and Support




The Infinity One Premium Wireless Portable Speaker comes with a Limited Warranty. Please refer to the warranty card included with your product for specific terms and conditions. For technical support, service, or warranty claims, please visit the official Infinity website or contact their customer service department. For more information, you may visit the [Infinity Store on Amazon](#).



© 2024 Infinity. All rights reserved.

Related Documents - Infinity One

	<p>Infinity Evolution Deluxe Massage Chair User Manual</p> <p>This user manual provides essential information for the Infinity Evolution Deluxe Massage Chair, covering setup, operation, features, safety precautions, and maintenance to ensure a safe and optimal user experience.</p>
	<p>Infinity Marine 6001A & 10001A Amplifiers Owner's Manual</p> <p>Comprehensive owner's manual for Infinity Marine 6001A and 10001A marine amplifiers, covering installation, wiring, settings, specifications, and troubleshooting.</p>
	<p>Infinity Kappa 53XF Speaker Installation Manual</p> <p>Installation manual for the Infinity Kappa 53XF 5-1/4" 2-way car speakers. Includes dimensions, component list, and installation overview. Manufactured by Harman International.</p>

	<p>Infinity Kappa 693M Car Speaker Installation Manual</p> <p>Installation guide for the Infinity Kappa 693M 6x9 inch 3-way car speakers, featuring dimensions, wiring diagrams, and component details.</p>
	<p>Infinity Kappa Perfect 900X Installation Manual for Harley-Davidson Touring Series</p> <p>Detailed installation manual for the Infinity Kappa Perfect 900X speaker system, designed for Harley-Davidson Touring Series motorcycles (2014 and later models). Includes parts list, dimensions, and wiring configurations.</p>
	<p>REU-A2626WB / REU-A2626WB-50 Black Infinity Spare Parts and Exploded View</p> <p>Comprehensive spare parts list and detailed exploded view descriptions for the REU-A2626WB and REU-A2626WB-50 Black Infinity models. Includes part numbers, descriptions, and spare parts codes for easy identification and replacement.</p>