

Vibe Vibe-VSAU-780-Black

Vibe Spherical Compact Mini Portable Wireless Bluetooth Music Speaker

INSTRUCTION MANUAL - MODEL: VIBE-VSAU-780-BLACK



1. Introduction

Thank you for purchasing the Vibe Spherical Compact Mini Portable Wireless Bluetooth Music Speaker. This manual provides essential information for setting up, operating, and maintaining your new speaker. Please read it thoroughly before use and retain it for future reference.



Image: The Vibe Spherical Bluetooth Speaker, showcasing its compact, black, spherical design with a perforated speaker grille on one side.

2. Safety Information

- Do not expose the speaker to water, moisture, or extreme temperatures. This product is **not** waterproof.
- Avoid dropping or subjecting the speaker to strong impacts.
- Do not disassemble, repair, or modify the speaker yourself. Refer all servicing to qualified personnel.
- Keep the speaker away from heat sources, direct sunlight, and flammable materials.
- Use only the charging cable provided or a certified equivalent.
- Do not listen at excessively high volumes for prolonged periods to prevent hearing damage.

3. Package Contents

Please check the package for the following items:

- Vibe Spherical Bluetooth Speaker
- USB Charging Cable
- Instruction Manual (this document)



Image: The Vibe Spherical Bluetooth Speaker in its retail packaging, highlighting its spherical shape and Bluetooth compatibility.

4. Setup

4.1 Charging the Speaker

1. Connect the small end of the USB charging cable to the charging port on the speaker.
2. Connect the large end of the USB charging cable to a USB power adapter (not included) or a computer's USB port.
3. The charging indicator light will illuminate. It will turn off or change color once fully charged (refer to specific model indicator behavior).
4. A full charge typically takes 2-3 hours.

4.2 Powering On/Off

- To power on, press and hold the Power button (located on the top/bottom of the speaker) for approximately 3 seconds until you hear an audible prompt or see an indicator light.
- To power off, press and hold the Power button again for approximately 3 seconds.

4.3 Bluetooth Pairing

1. Ensure the speaker is powered on and in pairing mode (indicated by a flashing LED light, typically blue). If not, briefly press the Bluetooth button (if available) or power cycle the device.
2. On your Bluetooth-enabled device (smartphone, tablet, laptop), go to the Bluetooth settings menu.
3. Enable Bluetooth and search for available devices.
4. Select "Vibe Spherical" or a similar name from the list of found devices.
5. Once paired, the speaker will emit an audible confirmation, and the LED light will typically become solid.
6. The speaker will automatically attempt to reconnect to the last paired device when powered on.




Image: A close-up view of the Vibe Spherical Bluetooth Speaker, highlighting the top-mounted control button for power and pairing.

5. Operating the Speaker

5.1 Basic Controls

- **Play/Pause:** Briefly press the main control button.
- **Volume Up/Down:** Adjust volume directly on your connected Bluetooth device.
- **Next Track:** Double-press the main control button.
- **Previous Track:** Triple-press the main control button.

5.2 Bluetooth Connectivity

The Vibe Spherical speaker maintains a stable Bluetooth connection up to 33 feet (10 meters) in an open environment. Obstacles like walls or other electronic devices may reduce this range.

6. Maintenance

- **Cleaning:** Wipe the speaker with a soft, dry, lint-free cloth. Do not use abrasive cleaners, alcohol, or chemical solvents.
- **Storage:** Store the speaker in a cool, dry place away from direct sunlight and extreme temperatures when not in use for extended periods.
- **Battery Care:** To prolong battery life, avoid fully discharging the battery frequently. Charge the speaker regularly, even if not in use, to maintain battery health.

7. Troubleshooting

Problem	Possible Cause	Solution
Speaker does not turn on.	Battery is depleted.	Charge the speaker fully.
Cannot pair with Bluetooth device.	Speaker not in pairing mode; Device Bluetooth off; Speaker too far.	Ensure speaker is in pairing mode. Turn Bluetooth on/off on device. Move device closer to speaker.
No sound.	Volume too low; Speaker not connected; Audio source paused.	Increase volume on speaker and device. Re-pair speaker. Check audio source playback.
Poor sound quality.	Speaker too far from device; Interference.	Move device closer. Avoid obstacles. Turn off other wireless devices.

8. Specifications

Feature	Specification
Model Name	Vibe Spherical
Model Number	Vibe-VSAU-780-Black
Connectivity Technology	Bluetooth
Wireless Communication Technology	Bluetooth
Speaker Type	Bookshelf (Portable)
Speaker Maximum Output Power	2 Watts
Power Source	Battery Powered
Control Method	Touch / Button
Product Dimensions	4 x 2 x 4.5 inches

Feature	Specification
Item Weight	4.8 ounces
UPC	822248556749

9. Warranty and Support





This Vibe product comes with a limited warranty. Please refer to the warranty card included in your package for specific terms and conditions, including the warranty period and coverage details.

For technical support, troubleshooting assistance, or warranty claims, please contact Vibe customer service through the contact information provided on the product packaging or the official Vibe website.

Please retain your proof of purchase for warranty purposes.



Related Documents

	<p>Vibe Boom Wireless Speaker DG-161BR-ASST Quick Start Guide</p> <p>Concise quick start guide for the Vibe Boom Wireless Speaker (Model DG-161BR-ASST), covering charging, Bluetooth pairing, and important FCC compliance information.</p>
	<p>Vibe Pulse LED Speaker Operation Manual and Specifications</p> <p>This document provides operating instructions, pairing guidance, and technical specifications for the Vibe Pulse LED Speaker, model FB-CHBS-MC1. It covers charging, Bluetooth pairing, and FCC compliance information.</p>
	<p>Vibe HY-PKRK Karaoke Wireless Microphone with Speaker - Operation Manual</p> <p>Official operation manual for the Vibe HY-PKRK Karaoke Wireless Microphone with Built-in Speaker. Learn about features, setup, charging, pairing, operation, specifications, safety, and warranty.</p>
	<p>Vibe Twist Bass LED Wireless Speaker Quick Start Guide</p> <p>A quick start guide for the Vibe Twist Bass LED Wireless Speaker, covering charging, media key functions, pairing, and FCC statements.</p>