

Manuals+

[Q & A](#) | [Deep Search](#) | [Upload](#)

manuals.plus /

› **UGREEN** /

› **UGREEN 3.5mm to RCA Audio Cable Instruction Manual (Model 10590)**

UGREEN 10590

UGREEN 3.5mm to RCA Audio Cable Instruction Manual

Model: 10590

1. INTRODUCTION

This manual provides instructions for the UGREEN 3.5mm to RCA Audio Cable, Model 10590. This cable is designed to connect devices with a 3.5mm audio jack to audio systems with RCA input ports, facilitating high-fidelity stereo sound transmission. It is suitable for various audio setups in both home and professional environments.



Image 1: UGREEN 3.5mm to RCA Audio Cable, featuring a 3.5mm jack and two RCA plugs (red and white).

2. PRODUCT FEATURES

- **High-Fidelity Audio:** Gold-plated connectors and copper conductors ensure optimal stereo audio transmission with minimal sound loss and interference.
- **Durable Construction:** Features a 10000+ bend lifespan and a flexible PVC jacket for enhanced durability. The metal shell connectors are designed for long-term use.
- **Tangle-Free Design:** The cable's design helps prevent tangling, making it easier to manage and store.
- **Slim Connectors:** Designed with super slim connectors to ensure a snug and secure fit with mobile devices, even when a case is used.
- **Broad Compatibility:** Compatible with devices featuring a 3.5mm audio jack (e.g., smartphones, tablets, laptops, MP3 players) and audio systems with RCA jacks (e.g., amplifiers, receivers, speakers, HDTVs).

Incredibly Durable Design



Image 2: Detail of the 24K gold-plated connector, highlighting its anti-oxidation properties and durable metal shell.

Stable Transmission, No Electronic Noise

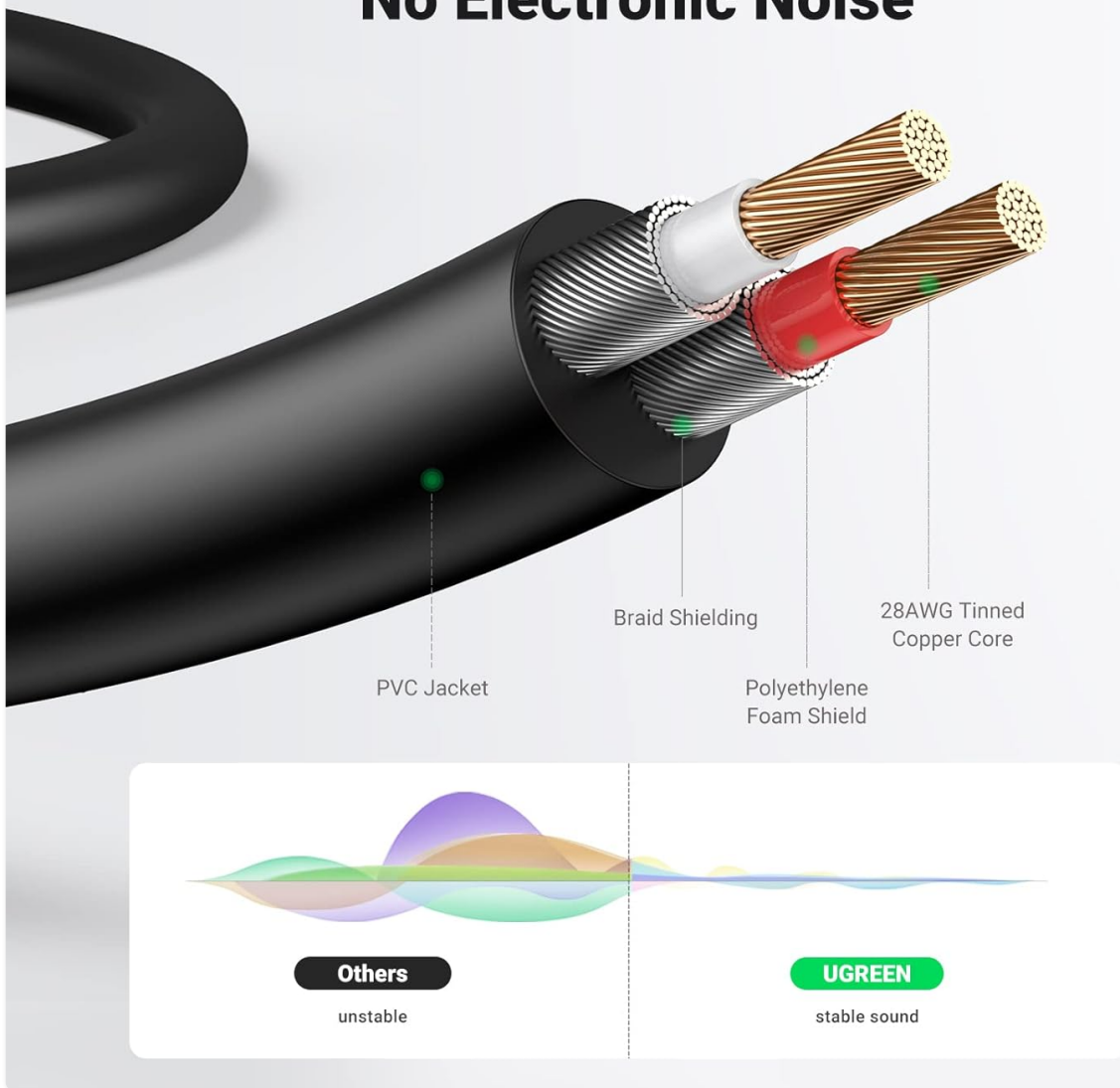


Image 3: Internal structure of the cable, illustrating robust shielding for stable transmission and reduced electronic noise.

3. SETUP AND CONNECTION

The UGREEN 3.5mm to RCA Audio Cable allows for bidirectional audio transmission, connecting a 3.5mm output to RCA inputs, or vice-versa, depending on your device configuration.

3.1 Identifying Connectors

- **3.5mm Jack:** This is a single connector, typically found on headphones, smartphones, laptops, and MP3 players.
- **RCA Plugs:** These are two separate connectors, usually color-coded red (for right audio channel) and white (for left audio channel), found on amplifiers, receivers, speakers, and some TVs.

3.2 Connection Steps

1. Identify the audio output port on your source device (e.g., phone, laptop) and the audio input ports on your receiving device (e.g., speaker, amplifier).
2. Insert the 3.5mm jack of the UGREEN cable into the 3.5mm audio output port of your source device.

3. Connect the red RCA plug to the red RCA input port (right channel) on your receiving device.
4. Connect the white RCA plug to the white RCA input port (left channel) on your receiving device.
5. Ensure all connections are secure to prevent audio interruptions or poor sound quality.

Bidirectional Transmission

Compatible with all devices with 3.5mm and 2RCA connectors

3.5mm



Laptop



Tablette



Telephone



MP3



2RCA



Speaker



DVD



TV



Amplifier




Image 4: Visual guide for connecting 3.5mm devices to 2RCA devices and vice-versa.



Image 5: Example setup showing a laptop connected to external speakers via the UGREEN cable.

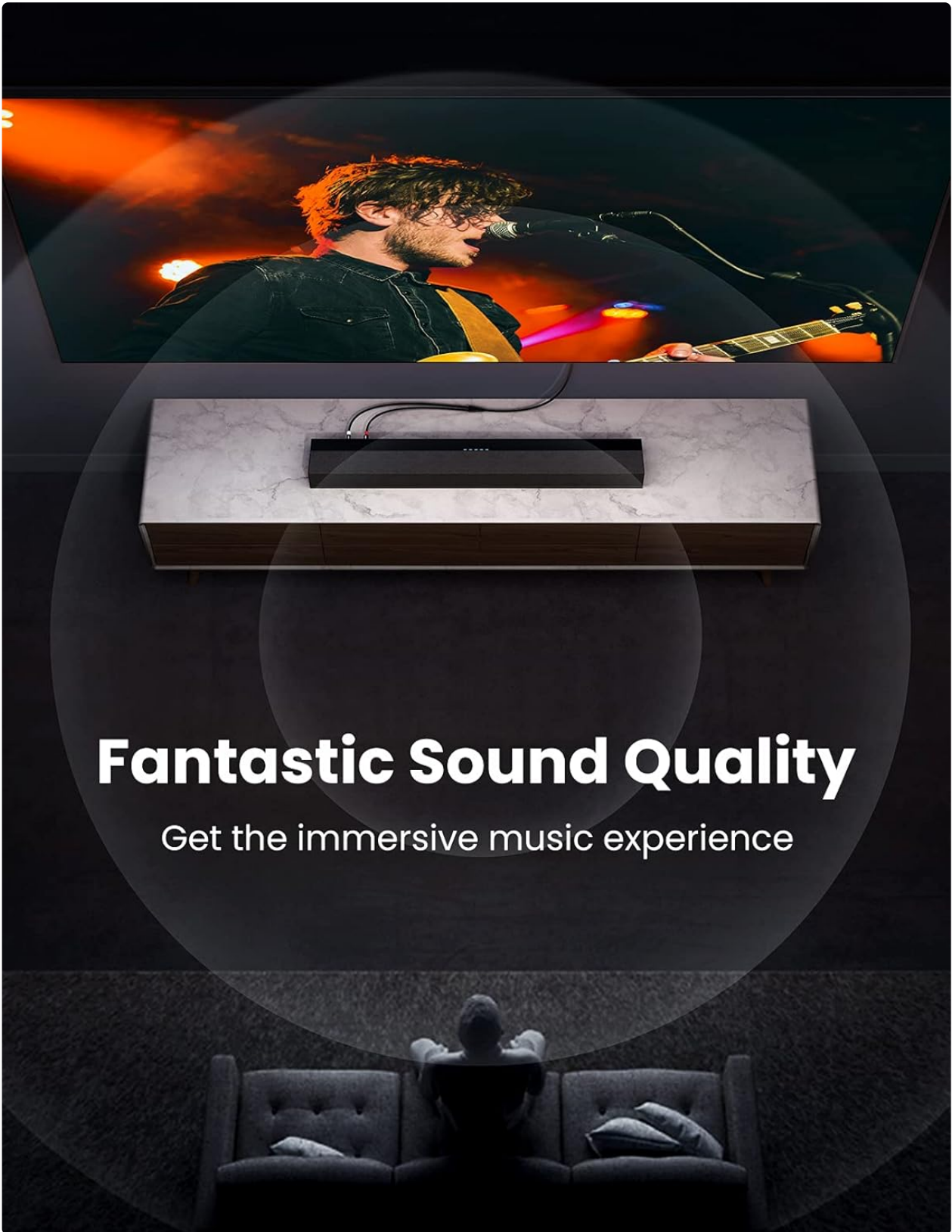


Image 6: Example setup showing a smartphone connected to a portable speaker via the UGREEN cable.

Your browser does not support the video tag.

Video 1: An official UGREEN video demonstrating the connection and use of the 3.5mm to RCA cable with various audio devices.

4. OPERATING INSTRUCTIONS

Once the cable is correctly connected between your source device and audio system, ensure both devices are powered on. Select the appropriate input source on your audio system (e.g., 'AUX' or 'Line In') that

corresponds to the RCA input ports you used. Begin playback on your source device, and audio should be transmitted through your connected speakers or audio system.



Image 7: A television connected to external speakers, illustrating a common use case for enhanced audio experience.

Enjoy Your Music in a Better Way



Image 8: Various applications of the audio cable, including home entertainment, educational multimedia, and music playback.

5. MAINTENANCE AND CARE

To ensure the longevity and optimal performance of your UGREEN 3.5mm to RCA Audio Cable, follow these care guidelines:

- **Handle with Care:** Avoid excessive bending or pulling on the cable, especially near the connectors.
- **Clean Connectors:** Periodically wipe the gold-plated connectors with a dry, soft cloth to remove dust or debris that could affect signal quality.

- **Proper Storage:** When not in use, coil the cable loosely. Avoid tight coiling or kinking, which can damage the internal wiring. The tangle-free design assists in this.
- **Avoid Extreme Conditions:** Do not expose the cable to extreme temperatures, direct sunlight, or moisture.



Pull-resistant, Easy to Use



- Mesh Tail Anti-kink
- Y-Splitter Design

Image 9: The Y-splitter design of the cable, engineered for pull resistance and ease of use.

6. TROUBLESHOOTING

If you encounter issues with your UGREEN 3.5mm to RCA Audio Cable, consider the following:

- **No Sound:**
 - Ensure both source and receiving devices are powered on and functioning correctly.
 - Verify that the cable is securely plugged into all ports.
 - Check the volume levels on both devices.
 - Confirm that the correct input source is selected on your audio system.
- **Poor Sound Quality (Static, Buzzing, Low Volume):**

- Ensure connections are tight and free from debris.
- Test the cable with different devices to rule out issues with the source or receiving equipment.
- Avoid placing the cable near strong electromagnetic interference sources.
- If possible, try a different cable to determine if the issue is with the cable itself.

- **Intermittent Audio:**

- Check for any kinks or damage along the cable length.
- Ensure the connectors are not loose in their respective ports.

7. SPECIFICATIONS

Feature	Detail
Brand	UGREEN
Model Name	10590
Connector Type	Auxiliary, RCA
Cable Type	Composite
Connector Gender	Male-to-Male
Length	10.0 Feet (3.05 meters)
Color	Black
Special Feature	Tangle Free
Compatible Devices	Computer, Music Player, Smartphone, Tablet, iPad, Home Audio Systems (Amplifier, Receiver)
Item Weight	1.6 ounces
Product Dimensions	8.27 x 5.91 x 1.57 inches

8. WARRANTY AND SUPPORT

For warranty information or technical support regarding your UGREEN 3.5mm to RCA Audio Cable, please refer to the official UGREEN website or contact their customer service directly. Keep your purchase receipt as proof of purchase for any warranty claims.

UGREEN Official Website: www.ugreen.com

