

Plantronics 88600-41

Plantronics BackBeat Go 2 Wireless Earbud Headphones User Manual

Model: 88600-41 | Brand: Plantronics

INTRODUCTION

This manual provides comprehensive instructions for the setup, operation, and maintenance of your Plantronics BackBeat Go 2 Wireless Earbud Headphones. These earbuds are designed to deliver immersive audio and hands-free communication, featuring military-grade moisture resistance for active use and a Deep Sleep hibernation mode to conserve battery life.



Image: The Plantronics BackBeat Go 2 Wireless Earbud Headphones, black in color, connected by a flat cable, with the in-line remote visible.

WHAT'S IN THE BOX

- Plantronics BackBeat Go 2 Wireless Earbud Headphones
- USB Charging Cable
- Multiple sizes of ear tips for a secure and comfortable fit

- Carrying case (may vary by package)

SETUP

1. Charging the Earbuds

Before initial use, fully charge your BackBeat Go 2 earbuds. Connect the provided USB charging cable to the charging port on the earbuds and to a USB power source. A full charge typically takes approximately 2 hours. The LED indicator will change color to show charging status.

The earbuds feature a Deep Sleep hibernation mode that preserves battery life for up to six months when not in use.

2. Bluetooth Pairing

1. Ensure the earbuds are turned off.
2. Press and hold the power button on the in-line remote until the LED indicator flashes red and blue, indicating pairing mode.
3. On your smartphone or other Bluetooth-enabled device, go to the Bluetooth settings and turn Bluetooth on.
4. Select "PLT BB GO 2" from the list of available devices.
5. Once paired, the LED indicator on the earbuds will stop flashing and you will hear a voice prompt confirming the connection.



Image: The Plantronics BackBeat Go 2 earbuds shown next to an iPhone, illustrating connectivity.

OPERATING INSTRUCTIONS

1. Controls

The in-line remote provides easy access to various functions:

- **Power Button:** Press and hold to turn on/off. Short press to play/pause music or answer/end calls.
- **Volume Up (+):** Increase volume.
- **Volume Down (-):** Decrease volume.
- **Microphone:** Located on the remote for hands-free calls.

2. Wearing the Earbuds

Select the ear tips that provide the most comfortable and secure fit for optimal sound quality and stability during activity. The earbuds are designed for active and all-day wearing.



Image: The Plantronics BackBeat Go 2 earbuds resting on a tablet, demonstrating their compact design.

3. Battery Life

The BackBeat Go 2 offers up to 14.5 hours of listening time. Actual battery performance may vary based on usage, settings, and environmental conditions.

For Android users, the Plantronics Battery Meter widget can display the headset battery level on compatible devices (Android 3.0 tablets, Android 4.0 phones and tablets).

MAINTENANCE

- **Cleaning:** Regularly clean the ear tips and earbuds with a soft, dry cloth. Avoid using harsh chemicals or abrasive materials.
- **Moisture Resistance:** The earbuds feature military-grade moisture resistance, protecting against sweat and light splashes. However, they are not designed for submersion in water.
- **Storage:** When not in use, store the earbuds in their carrying case to protect them from damage.

TROUBLESHOOTING

Problem	Solution
Earbuds not turning on	Ensure the earbuds are fully charged. Press and hold the power button for several seconds.
Cannot pair with device	Ensure earbuds are in pairing mode (flashing red/blue LED). Turn off and on Bluetooth on your device. Move earbuds closer to your device.
No sound or poor sound quality	Check volume levels on both earbuds and connected device. Ensure earbuds are securely fitted in your ears. Re-pair the earbuds with your device.
Intermittent connection	Ensure no obstructions between earbuds and device. Move closer to your device. Avoid environments with high Wi-Fi or other wireless interference.

SPECIFICATIONS

- **Model Name:** 88600-41
- **Connectivity Technology:** Wireless (Bluetooth)
- **Wireless Communication Technology:** Bluetooth
- **Battery Life:** Up to 14.5 hours listening time
- **Charging Time:** Approximately 2 hours
- **Material:** Silicone
- **Water Resistance Level:** Water Resistant (Sweatproof)
- **Control Type:** Media Control, Remote
- **Ear Placement:** In Ear
- **Form Factor:** In Ear
- **Noise Control:** Sound Isolation
- **Item Weight:** 0.8 ounces
- **Product Dimensions:** 1.85 x 7.09 x 4.92 inches
- **Compatible Devices:** Smartphones, Tablets, Laptops

PRODUCT VIDEOS

Plantronics BackBeat Go 2 Wireless Earbuds Overview

Your browser does not support the video tag.

Video: A brief overview of the Plantronics BackBeat Go 2 Wireless Earbuds, highlighting their features and use in various activities.

Plantronics BackBeat Go 2 Workout Use







Your browser does not support the video tag.

Video: Demonstrates the Plantronics BackBeat Go 2 earbuds being used during a workout, emphasizing their secure fit and sweat-proof design.

WARRANTY AND SUPPORT

Plantronics products typically come with a limited warranty. Please refer to the warranty card included with your product or visit the official Plantronics website for detailed warranty information and terms. For technical support, product registration, or further assistance, please visit the Plantronics support website or contact their customer service.

Note: One customer review mentioned a 1-year warranty and a straightforward online claims process.

	<p>Plantronics BackBeat FIT 2100 Series User Guide</p> <p>User guide for the Plantronics BackBeat FIT 2100 Series wireless earbuds, covering setup, pairing, usage, controls, features, and support information.</p>
	<p>Plantronics BackBeat PRO 2 User Guide: Setup, Features, and Pairing</p> <p>User guide for Plantronics BackBeat PRO 2 and BackBeat PRO 2 Special Edition headphones. Learn about setup, Bluetooth pairing, NFC, call management, ANC, sensors, and the Plantronics HUB app.</p>
	<p>Plantronics Bluetooth Headset Pairing Guide</p> <p>Learn how to pair your Plantronics Bluetooth headset with your mobile device. This guide covers various Plantronics headset models and provides step-by-step instructions for successful Bluetooth pairing.</p>
	<p>Plantronics BackBeat PRO/PRO+ User Guide: Wireless Noise-Canceling Headphones</p> <p>Official user guide for Plantronics BackBeat PRO and BackBeat PRO+ wireless headphones. Learn setup, features, pairing, ANC, and support for your noise-canceling Bluetooth headset.</p>
	<p>Plantronics BackBeat PRO 2 & Special Edition User Guide</p> <p>Get detailed instructions for setting up and using your Plantronics BackBeat PRO 2 and BackBeat PRO 2 Special Edition wireless headphones, including features like ANC, Open Listening, and Bluetooth pairing.</p>
	<p>Plantronics BackBeat GO 810 Series User Guide</p> <p>User guide for the Plantronics BackBeat GO 810 Series headphones, covering pairing, charging, basic operations, and support.</p>