

manuals.plus /

- › [Microsoft](#) /
- › [Microsoft N9Z-00002 All-in-One Media Keyboard User Manual](#)

Microsoft N9Z-00002

Microsoft N9Z-00002 All-in-One Media Keyboard User Manual

Model: N9Z-00002

INTRODUCTION

The Microsoft N9Z-00002 All-in-One Media Keyboard is designed for seamless control of your media devices. It features an integrated multi-touch trackpad, customizable media hotkeys, and a durable, spill-resistant design. This manual provides instructions for setup, operation, maintenance, and troubleshooting.

SETUP

1. Install Batteries

The keyboard requires two AAA batteries (included). Locate the battery compartment on the underside of the keyboard. Open the cover, insert the batteries according to the polarity indicators, and close the cover securely.



Image Description: A view of the underside of the Microsoft All-in-One Media Keyboard. The battery compartment cover is visible, indicating where to insert the two AAA batteries.

2. Connect USB Receiver

Locate the wireless USB receiver, typically stored within the battery compartment. Plug this receiver into an available USB port on your computer, Smart TV, or gaming console. The system should automatically detect and install the necessary drivers.



Image Description: The Microsoft All-in-One Media Keyboard shown from an angled top-down perspective. The compact design and integrated trackpad are visible. This image represents the keyboard ready for use after connecting its USB receiver.

3. Power On

Ensure the keyboard's power switch (if present) is in the 'On' position. The keyboard should now be connected and ready for use.

OPERATING INSTRUCTIONS

Keyboard Layout and Functions

The keyboard features a standard QWERTY layout. It includes a full set of alphanumeric keys, function keys (F1-F12), and dedicated media control keys.

- **Media Hotkeys:** Located above the function keys, these provide one-touch access to media playback controls (play/pause, skip, volume).
- **Volume Controls:** Dedicated volume up, down, and mute buttons are positioned on the left side of the keyboard for easy access.
- **Function (Fn) Key:** Some keys may require the 'Fn' key to be pressed simultaneously to access secondary functions, such as F1-F12.

Integrated Multi-Touch Trackpad

The large multi-touch trackpad on the right side of the keyboard allows for effortless navigation. It supports various gestures for enhanced control.

- **Single Finger Tap:** Functions as a left-click.
- **Two Finger Tap:** Functions as a right-click.
- **Two Finger Scroll:** Drag two fingers up or down to scroll through content.
- **Left-Click Button:** An additional left-click button is located on the top-left corner of the keyboard for convenient one-handed operation.



Image Description: A person is shown using the Microsoft All-in-One Media Keyboard while seated, with a television displaying a Windows interface in the background. This illustrates the keyboard's intended use for media consumption and TV control.

Compatibility

This keyboard is compatible with Windows 10 and basic keyboard functionality works with select USB HID compliant Smart TVs and gaming consoles.

MAINTENANCE

Cleaning

The keyboard features a durable, spill-resistant design. In case of spills, gently wipe the surface with a damp cloth. Avoid submerging the keyboard in liquid. For general cleaning, use a soft, dry cloth to remove dust and debris from the keys and trackpad.

Battery Replacement

When the keyboard's performance degrades or it stops responding, it may be time to replace the AAA batteries. Follow the instructions in the "Install Batteries" section under Setup.

TROUBLESHOOTING

- **Keyboard not responding:**
 - Ensure batteries are correctly installed and charged. Replace if necessary.
 - Verify the USB receiver is securely plugged into a working USB port.
 - Check if the keyboard's power switch is in the 'On' position.
 - Try plugging the USB receiver into a different USB port.

- **Laggy or unresponsive trackpad/keys:**
 - This can occur if there is an obstruction or significant distance between the keyboard and the USB receiver. Ensure a clear line of sight and reduce the distance.
 - Interference from other wireless devices may affect performance. Try moving other wireless devices away from the receiver.
- **Media hotkeys not working:**
 - Ensure your operating system and media player are up to date.
 - Some media players may require specific settings or software to fully utilize media hotkeys.

SPECIFICATIONS

Feature	Detail
Brand	Microsoft
Model Number	N9Z-00002
Connectivity Technology	USB Wireless (2.4 GHz)
Keyboard Layout	QWERTY
Special Features	Integrated Multi-Touch Trackpad, Media Hotkeys, Spill-Resistant Design
Compatible Devices	Windows PCs, Select USB HID compliant Smart TVs and Gaming Consoles
Operating System	Windows 10
Power Source	Battery Powered (2 AAA batteries)
Item Weight	7.2 ounces (approx. 204 grams)
Product Dimensions (LxWxH)	0.54"L x 2.23"W x 5.91"H (approx. 1.37 x 5.66 x 15.01 cm)
Color	Black
Material	Plastic

WARRANTY INFORMATION







For detailed warranty information, please refer to the warranty card included with your product or visit the official Microsoft support website. Warranty terms and conditions may vary by region.

SUPPORT

For further assistance, technical support, or to download the latest drivers and software, please visit the official Microsoft support website:

support.microsoft.com



	<p>Microsoft Surface Pro Trackpad Gestures Guide</p> <p>Learn how to use the Microsoft Surface Pro trackpad with detailed gestures for navigation, scrolling, zooming, and accessing features. Includes information on Windows 10 end-of-support.</p>
	<p>Azure Arc and SQL Server: Transforming Hybrid Cloud Strategies and Partner Opportunities</p> <p>Comprehensive guide to Microsoft Azure Arc and Arc-enabled SQL Server, detailing hybrid cloud strategies, partner program requirements, benefits, and incentives. Learn about managing, governing, and protecting SQL Server from Azure, and how to achieve Solutions Partner designations.</p>
	<p>Table of Contents: Computers, ICT, and Microsoft Office Suite</p> <p>This document provides a detailed table of contents for a guide covering fundamental computer concepts, Information and Communication Technology (ICT), and the Microsoft Office suite, including Word, Excel, and PowerPoint.</p>
	<p>Microsoft Mouse User's Guide - Installation and Usage Manual</p> <p>Explore the 1986 Microsoft Mouse User's Guide. Learn how to install, configure, and use your Microsoft Mouse with IBM PC compatibles, including setup for Bus, Serial, and InPort versions, software integration, and basic operation.</p>
	<p>Anleitung: Dauerhafte Anmeldung mit Microsoft Office 365 (Teams) auf dem iPad</p> <p>Schritt-für-Schritt-Anleitung zur dauerhaften Anmeldung mit Microsoft Office 365 (Teams) Zugangsdaten auf einem iPad für einfachen Zugriff auf Dienste.</p>
	<p>Microsoft Lumia 640 User Guide</p> <p>A comprehensive guide for the Microsoft Lumia 640 smartphone, covering setup, features, connectivity, apps, and safety information.</p>