

Nerf A9314

Nerf Bigshot Blaster Instruction Manual

Model: A9314

INTRODUCTION

The Nerf Bigshot blaster is a compact, single-shot dart blaster designed for recreational play. It is part of the Nerf N-Strike Mega series, known for its larger darts and powerful performance. This manual provides essential information for assembly, operation, and care to ensure a safe and enjoyable experience.

SAFETY INFORMATION

WARNING: Do not aim at eyes or face. TO AVOID INJURY: Use only darts designed for this product. Do not modify darts or dart blaster.

- Always wear eye protection when using this product (eye protection not included).
- Keep fingers and other body parts clear of the dart launch area.
- Do not modify the blaster or darts in any way, as this may affect performance and safety.
- Ensure the play area is clear of obstacles and other people before firing.
- This product is recommended for ages 8 and up. Adult supervision is recommended for younger users.

WHAT'S IN THE BOX

Upon opening the packaging, please verify that all components are present:

- 1 x Nerf Bigshot Blaster (Model A9314)
- 2 x Nerf Mega Darts



Image: The Nerf Bigshot blaster as it appears in its retail packaging, clearly displaying the blaster and the included Mega darts.

SETUP

The Nerf Bigshot blaster requires minimal setup before use.

Loading Darts

1. Locate the dart loading port at the front of the blaster barrel.
2. Insert one Nerf Mega dart into the loading port, pushing it firmly until it is fully seated.



Image: The Nerf Bigshot blaster shown alongside a single Mega dart, illustrating the dart type used with this blaster.

OPERATING INSTRUCTIONS

Follow these steps to operate your Nerf Bigshot blaster:

1. **Load a Dart:** As described in the Setup section, insert one Nerf Mega dart into the barrel.
2. **Prime the Blaster:** Pull the priming handle located at the bottom front of the blaster downwards until it clicks into place. This action prepares the blaster to fire.
3. **Aim:** Point the blaster safely away from eyes and face, towards your intended target.
4. **Fire:** Squeeze the trigger to launch the dart.
5. **Reload:** After firing, the blaster is ready to be reloaded with another dart for the next shot.



Image: A user holding the Nerf Bigshot blaster, illustrating the typical grip and stance for operation.



Image: A detailed view of the blaster's handle and the priming mechanism located at the bottom, showing its ergonomic design.

MAINTENANCE

Proper care will extend the life and performance of your Nerf Bigshot blaster.

- **Cleaning:** Wipe the blaster with a clean, damp cloth to remove dust and dirt. Do not submerge the blaster in water or use harsh chemicals.
- **Storage:** Store the blaster in a cool, dry place away from direct sunlight and extreme temperatures.
- **Darts:** Use only official Nerf Mega darts. Inspect darts regularly for damage; replace bent or torn darts to ensure optimal performance and prevent jamming.

TROUBLESHOOTING

If you encounter issues with your Nerf Bigshot blaster, try these solutions:

| Problem | Possible Cause | Solution |
|-------------------------------------|--|--|
| Dart does not fire or fires weakly. | Blaster not fully primed. Dart not fully inserted. Damaged dart. | Ensure priming handle is pulled back until it clicks. Push dart fully into barrel. Replace damaged darts. |
| Priming handle is stuck. | Dart jammed in barrel. Mechanism obstructed. | Check barrel for jammed darts and carefully remove. Ensure no foreign objects are obstructing the priming mechanism. |

SPECIFICATIONS

- **Model Number:** A9314
- **Product Dimensions:** 2.01 x 7.24 x 7.52 inches (5.1 x 18.4 x 19.1 cm)
- **Item Weight:** 5.6 ounces (158.7 grams)
- **Recommended Age:** 8 years and up
- **Dart Type:** Nerf Mega Darts
- **Manufacturer:** Hasbro
- **Release Date:** April 5, 2018

WARRANTY AND SUPPORT




For warranty information or customer support regarding your Nerf Bigshot blaster, please contact Hasbro Consumer Care. Details can typically be found on the product packaging or the official Hasbro website.




Hasbro Official Website: www.hasbro.com

Please retain your purchase receipt as proof of purchase for any warranty claims.


© 2025 Nerf / Hasbro. All rights reserved.

Related Documents - A9314

| | |
|---|---|
|  | <p>Nerf Ultra One Blaster: Assembly, Loading, and Firing Instructions</p> <p>A comprehensive guide to assembling, loading, and operating the Nerf Ultra One Motorized Blaster, including important safety information and troubleshooting tips.</p> |
|  | <p>Nerf Hyper MACH-100 Blaster: Operating and Safety Instructions</p> <p>Comprehensive guide for the Nerf Hyper MACH-100 blaster, detailing how to load, fire, clear jams, store the blaster, and important safety precautions. Includes battery information and product compatibility.</p> |
|  | <p>Nerf DinoSquad Rex-Rampage Blaster Instructions</p> <p>Instructions for operating the Nerf DinoSquad Rex-Rampage blaster, including loading, firing, clearing jams, and battery information.</p> |

| | |
|---|--|
|  | <p>Nerf Roblox MM2 Shark Seeker Blaster Instructions</p> <p>Step-by-step instructions for loading, firing, and storing the Nerf Roblox MM2 Shark Seeker blaster. Includes safety warnings and product information.</p> |
|  | <p>NERF MEGALODON Instruction Manual - Load, Fire, and Safety Guide</p> <p>Official instruction manual for the NERF N-STRIKE MEGA MEGALODON blaster. Learn how to load, fire, clear jams, store, and use slam fire mode safely. Includes age recommendations and warnings.</p> |
|  | <p>Nerf Fortnite AR-L Blaster: Instructions and Features</p> <p>This document provides instructions and details for the Nerf Fortnite AR-L Blaster, including how to clear jams, insert batteries, load and fire darts, and store the blaster. It features multilingual support and highlights key components like the trigger, flip-up sight, tactical rail, and acceleration button.</p> |

Documents - Nerf – A9314



[pdf] Instructions

A9314AF00 NER NSTRIKE MEGA BIGSHOCK FFP INST OL Download Nerf N Strike Mega BigShock Blaster Official Rules Instructions Hasbro A9314 en in nerf n strike mega big shock blaster instructions hasbro api |||

CAUTION: Do not aim at eyes or face. TO AVOID INJURY: Use only with official NERF darts. Other darts may not meet safety standards. Do not modify darts or dart blaster. ATTENTION: Ne pas viser les yeux ni le visage. POUR VITER TOUTE BLESSURE: N'utiliser que les fchettes NERF officielles. Les autre...

lang:es score:35 filesize: 242.16 K page_count: 1 document date: 2018-04-13



[pdf]

2015 CANADIAN MEDIA KIT hasbro en CA corporate upload |||

GET READY FOR SILLY, SPUDTACULAR ADVENTURES WITH MR. POTATO HEAD The MR. POTATO HEAD cast of char ... GA BIGSHOCK Blaster Age: 8 years and up/ApproximateRetail Price: 9.99/Available: Spring 2015/SKU: **A9314** Wield MEGA power in the palm of your hand with the NERF MEGA BIGSHOCK blaster The one-handed...

lang:en score:9 filesize: 13.68 M page_count: 190 document date: 2015-06-22



[\[pdf\]](#)

DOSSIER DE PRESSE CANADIEN 2015 hasbro fr CA corporate upload |||

M. PATATE S APPRTE VIVRE DES AVENTURES AUSSI LOUFOQUES QU

PATATANTES Les personnages de la gamme ... OCK ge : 8 ans et plus / Prix de
dtail approximatif : 9,99 / En vente : automne 2015 / Article : **A9314** Toute la MEGA
puissance dans la paume d une main grce au foudroyeur BIGSHOCK NERF MEGA
Ce fo...

lang:fr **score:8** filesize: 12.61 M page_count: 183 document date: 2015-06-22