

## Walker 83185

# Walker CalCat CARB 83185 Direct Fit Catalytic Converter with Integrated Exhaust Manifold User Manual

Model: 83185 | Brand: Walker

## 1. INTRODUCTION

This manual provides essential information for the proper installation, operation, and maintenance of the Walker CalCat CARB 83185 Direct Fit Catalytic Converter with Integrated Exhaust Manifold. This product is engineered for automotive professionals and designed to meet stringent emissions standards for OBDII vehicles.

The Walker CalCat series offers a high-quality solution for emissions control, featuring a robust stainless-steel body for durability and heat resistance. Its direct-fit design aims to simplify the installation process.

## 2. COMPATIBILITY

The Walker CalCat CARB 83185 catalytic converter is designed for specific vehicle applications. Verify compatibility before installation.

- **Toyota Camry:** 2007, 2008, 2009
- **Toyota Solara:** 2006, 2007, 2008

**Important: Always confirm fitment by entering your vehicle's year, make, model, engine, and trim details before purchasing and installing any automotive part.**

## 3. KEY FEATURES

- **CARB Compliant:** EO# D-182-62. For use on OBDII vehicles (1996 and newer) and non-OBD vehicles (1995 and older). Consult your state's aftermarket converter regulations, especially for California, Colorado, New York, and other states requiring CARB-compliant replacement converters.
- **Direct-Fit Design:** Engineered for bolt-off, bolt-on installation. OE-style converter with integrated manifold assemblies that attach directly to the engine cylinder head and match all downstream connections.

- **Superior Technology:** Features an optimal high-technology washcoat formulated for enhanced performance in emissions reduction.
- **Consistent Performance:** Utilizes a precise OE-style coating process to apply catalyst material to the substrate, ensuring reliable emissions compliance.
- **Durable Construction:** Built with thick OE-style flanges, hangers, and brackets for strength. Features a stainless-steel body with aluminized pipe and heat shields for long-term durability.



Image: CARB Compliant Logo for Walker CalCat Converters. This logo indicates compliance with California Air Resources Board standards.

## 4. INSTALLATION (SETUP)

---

Installation of the Walker CalCat CARB 83185 catalytic converter is intended for experienced automotive technicians due to the specialized nature of exhaust system components.

1. **Preparation:** Ensure the vehicle is safely lifted and secured. Allow the exhaust system to cool completely before beginning work.
2. **Removal of Old Unit:** Disconnect oxygen sensors and unbolt the existing catalytic converter and manifold assembly from the engine cylinder head and downstream exhaust pipe.
3. **Inspection:** Inspect all mounting surfaces and connections for damage or corrosion. Clean as necessary.
4. **Gasket Placement:** Install new gaskets (if supplied) on the mounting surfaces. Ensure correct orientation.
5. **New Unit Installation:** Carefully position the Walker CalCat 83185 assembly. Bolt it to the engine cylinder head and connect it to the downstream exhaust pipe. Tighten all bolts to manufacturer specifications.
6. **Oxygen Sensor Reconnection:** Reconnect all oxygen sensors. Ensure wiring is routed correctly and not pinched or stressed.
7. **Final Check:** Verify all connections are secure and there are no exhaust leaks.



Image: An automotive technician installing an exhaust component under a vehicle. Proper installation requires specialized tools and expertise.



Image: Close-up view of the robust flanges on a catalytic converter, designed for secure and leak-free attachment to the exhaust system.

## 5. OPERATION

---

The Walker CalCat CARB 83185 catalytic converter functions as a critical component of your vehicle's emissions control system. It converts harmful pollutants in the exhaust gas into less toxic substances through chemical reactions.

- **Emissions Reduction:** Designed to reduce carbon monoxide (CO), hydrocarbons (HC), and nitrogen oxides (NOx) from the engine exhaust.
- **OBDII Compliance:** Engineered to work effectively with On-Board Diagnostics II (OBDII) systems, helping to prevent the illumination of the Check Engine Light for emissions-related codes.

- **No Break-In Required:** The converter is ready to operate immediately upon installation, thanks to its application-specific shell design and mat compression.



Image: A graphic illustrating that optimal washcoat technology helps keep the check engine light off for emissions codes.



Image: A graphic indicating that the converter is ready for immediate operation without a break-in period.

## 6. MAINTENANCE

---

Catalytic converters are generally maintenance-free components. However, their longevity and performance are directly linked to the overall health of your vehicle's engine and exhaust system.

- **Regular Engine Maintenance:** Ensure your engine receives regular tune-ups, oil changes, and air filter replacements. A properly running engine prevents excessive unburnt fuel from reaching the converter, which can cause overheating and damage.
- **Address Engine Malfunctions Promptly:** Misfires, rich fuel mixtures, or faulty oxygen sensors can severely impact converter performance and lifespan. Address any Check Engine Light warnings immediately.
- **Avoid Contaminants:** Prevent leaded fuel, excessive oil consumption, or coolant leaks from entering the exhaust system, as these can poison the catalyst.

## 7. TROUBLESHOOTING

---

If you experience issues after installing the catalytic converter, consider the following:

- **Check Engine Light (CEL) On:**
  - Verify all oxygen sensors are correctly installed and connected.
  - Ensure there are no exhaust leaks before or after the converter.
  - Diagnose the vehicle's OBDII system for specific trouble codes. A CEL related to converter efficiency (e.g., P0420, P0430) may indicate an underlying engine issue, incorrect installation, or, in rare cases, a faulty converter.
- **Smog Test Failure (CARB States):**
  - While this product is listed as CARB compliant (EO# D-182-62), some users in California have reported issues passing smog tests.
  - It is crucial to verify that the specific part number and EO number are accepted in your state or region before purchase and installation. Regulations can vary and may be subject to change.
  - Ensure the vehicle's engine is in optimal operating condition, as other engine issues can cause emissions failures.
- **Exhaust Leaks:**
  - Re-check all bolted connections for proper torque.
  - Inspect gaskets for damage or improper seating.

## 8. SPECIFICATIONS

---

<b>Brand</b>	Walker
<b>Model Number</b>	83185
<b>Manufacturer Part Number</b>	83185
<b>Item Weight</b>	0.01 ounces (Note: This weight may be a placeholder or incorrect, actual product weight will be significantly higher)
<b>Product Dimensions</b>	33.5 x 14.5 x 13 inches
<b>ASIN</b>	B00KNWBQL2
<b>CARB EO Number</b>	D-182-62



Image: The Walker CalCat CARB 83185 Direct Fit Catalytic Converter with Integrated Exhaust Manifold, showing its complete assembly.

## 9. WARRANTY AND SUPPORT

While specific warranty details are not provided in the product description, some information suggests a warranty period. For precise warranty terms and conditions, please refer to the official Walker product documentation or contact Walker customer support directly.

It is generally understood that catalytic converters are warranted for a certain mileage or duration against manufacturing defects. Performance and longevity are also dependent on proper installation and vehicle maintenance.

For technical support or inquiries, please contact Walker customer service through their official website or authorized distributors.







## 10. IMPORTANT REGULATORY INFORMATION

### Proposition 65 Warning:

This product may contain chemicals known to the State of California to cause cancer, birth defects, or other reproductive harm. For more information, visit [www.P65Warnings.ca.gov](http://www.P65Warnings.ca.gov).

### CARB Compliance Note:

The manufacturer states this product is CARB compliant with EO# D-182-62. However, regulations regarding aftermarket catalytic converters can be complex and vary by state and even local jurisdiction. It is the installer's and vehicle owner's responsibility to ensure that this product meets all applicable local, state, and federal emissions requirements before installation and operation, especially in states with strict emissions testing programs like California.

 <p><b>WALKER</b> A16 Boom Sprayer Operator's Manual Safety, Assembly, Operating and Maintenance Instructions Compatible on decks: 42", 48", 52", 60", and 62"</p>	<p><a href="#">Walker A16 Boom Sprayer Operator's Manual: Safety, Assembly, Operation, Maintenance</a></p> <p>Comprehensive operator's manual for the Walker A16 Boom Sprayer, covering safety instructions, assembly procedures, operating guidelines, maintenance tips, troubleshooting, and parts lists. Compatible with various Walker mower decks.</p>
 <p><b>Walker Rider Lawnmowers</b> MODEL MS36-42 (11-HP) MODEL MC36-54 (16-HP) OWNER'S MANUAL Assembly, Safety, Operating and Maintenance Instructions</p>	<p><a href="#">Walker Rider Lawnmower Owner's Manual MS36-42 MC36-54</a></p> <p>Owner's manual for Walker Rider Lawnmower models MS36-42 (11-HP) and MC36-54 (16-HP), detailing assembly, safety, operation, and maintenance. Includes specifications and troubleshooting.</p>
 <p><b>WALKER</b> Illustrated Parts Manual C19</p>	<p><a href="#">Walker C19 Illustrated Parts Manual</a></p> <p>Detailed illustrated parts manual for the Walker C19 riding mower, providing comprehensive lists and diagrams for all components, including chassis, engine, drive systems, and accessories. Essential for maintenance and repair.</p>
 <p><b>WALKER</b> Illustrated Parts Manual Mulching Decks and Carrier Frames DM36 DM42 DM42A DM42B DM48</p>	<p><a href="#">Walker Illustrated Parts Manual for DM36, DM42, DM42A, DM42B, DM48 Mulching Decks and Carrier Frames</a></p> <p>This illustrated parts manual provides detailed information for Walker DM36, DM42, DM42A, DM42B, and DM48 mulching decks and carrier frame assemblies. It includes part numbers, descriptions, diagrams, and assembly instructions to help identify and order replacement components for Walker lawn mowers.</p>
 <p><b>WALKER</b> COMMERCIAL VEHICLE 2014-2015 Master Catalog of Exhaust System Components</p>	<p><a href="#">Walker Commercial Vehicle 2014-2015 Master Catalog</a></p> <p>Comprehensive catalog from Walker featuring exhaust system components for commercial vehicles, including mufflers, flex pipes, and accessories. Covers heavy-duty, medium-duty trucks, buses, and agricultural applications with model identification and technical specifications.</p>
 <p><b>WALKER</b> Illustrated Parts Manual T23</p>	<p><a href="#">Walker T23 Illustrated Parts Manual</a></p> <p>Comprehensive illustrated parts manual for the Walker T23 commercial rider mower. Includes detailed diagrams, part numbers, and assembly information for maintenance and repair of all major components, including the Rehlko/Kohler engine.</p>




[pdf] Guide Buyer's Guide Catalog

Numerical Buyers Guide treeder 2016 Carquest Product for Website carquestprofessionals catalogs filters  
PRODGUID16 m 111 1 Filter Technical Support Help Line  
..... 0.5 One End Height: 13 7/16 341.3 Measurements Are  
Shown In Inches And Millimeters 74 83184 **83185** 83199 83202 83203 83205 83206  
Channel Flow Air Element Fits: 2006-10 Chevrolet Silverado, GMC...  
lang:en score:16 filesize: 50.87 M page\_count: 506 document date: 2016-06-09



Interstate Battery Application Guide 2023: Find Your Perfect Battery

Explore the Interstate Battery Application Guide 2023 for comprehensive battery selection. Find the right Interstate battery for automotive, heavy-duty, powersports, and more, covering 2000-2023 model years and vintage vehicles. Includes specifications, maintenance tips, and testing procedures.  
lang:es score:10 filesize: 18.64 M page\_count: 517 document date: 2023-09-27



[pdf] User Manual Warranty Catalog

2017 Carquest Cross Reference with Covers Untitled No product listed in this catalog has been certified for aviation use Applications are verified vehicles sold only the United States of America and Missing manual Must include carquestprofessionals catalogs filters  
Filter Technical Support Help Line .....  
88728 61949143 ..... 93440 61949185 ..... **83185**  
61949886 ..... 83886 61949946 ..... 83946 CF...  
lang:fr score:9 filesize: 10.1 M page\_count: 580 document date: 2017-07-11