

## Manuals+

[Q & A](#) | [Deep Search](#) | [Upload](#)

manuals.plus /

› [cellularline](#) /

› [Cellularline USBCHXT25 USB Charging Cable for Intercom MC/XT/F5S/F5 \(110 cm\)](#)

## cellularline USBCHXT25

# User Manual: Cellularline USBCHXT25 USB Charging Cable

Model: USBCHXT25

## PRODUCT OVERVIEW

The Cellularline USBCHXT25 is a USB charging cable designed for specific Interphone models. This cable facilitates the charging of two devices simultaneously via a USB port. It features a length of 110 cm, providing ample reach for various charging setups.

**Compatibility:** This cable is specifically compatible with Interphone MC, XT, F5S, and F5 series intercoms.



Image: The Cellularline USBCHXT25 charging cable, showing the USB-A connector on one end and two 3.5mm jack connectors on the other, connected via a splitter.

## SETUP AND CONNECTION

Follow these steps to properly set up and connect your Cellularline USBCHXT25 charging cable:

- 1. Identify Connectors:** The cable has one standard USB Type-A connector and two 3.5mm jack connectors.
- 2. Connect to Power Source:** Insert the USB Type-A connector into a compatible USB power adapter (e.g., wall charger, computer USB port, power bank) or a USB port on your motorcycle. Ensure the power source provides sufficient current for charging.

3. **Connect to Intercoms:** Insert the two 3.5mm jack connectors into the charging ports of your Interphone MC, XT, F5S, or F5 series intercoms. Ensure a firm connection.
4. **Verify Charging:** Once connected, your intercoms should indicate that they are charging (e.g., via an LED indicator on the intercom unit).

*Note:* Always ensure the power source is stable and within the recommended voltage range for your intercoms to prevent damage.

## OPERATING INSTRUCTIONS

The Cellularline USBCHXT25 cable is designed for straightforward operation:

- **Simultaneous Charging:** The cable allows for the simultaneous charging of two compatible Interphone devices. This is particularly useful for users with multiple intercoms or for charging a friend's device alongside your own.
- **Charging Time:** Charging time will vary depending on the battery level of the intercoms and the output current of the USB power source. Refer to your intercom's user manual for specific charging time estimates.
- **Cable Length:** The 110 cm (approximately 43 inches) length provides flexibility for charging in various environments, whether at home, in a vehicle, or on the go.

## MAINTENANCE AND CARE

To ensure the longevity and optimal performance of your charging cable, follow these maintenance guidelines:

- **Storage:** Store the cable in a cool, dry place away from direct sunlight and extreme temperatures. Avoid tightly coiling or bending the cable, especially near the connectors, to prevent internal wire damage.
- **Cleaning:** If the cable or connectors become dirty, gently wipe them with a soft, dry cloth. Do not use abrasive cleaners or solvents.
- **Handling:** Always grasp the connector housing when plugging or unplugging the cable. Avoid pulling directly on the cable itself, as this can strain the connections and lead to damage.
- **Inspection:** Periodically inspect the cable for any signs of wear, such as frayed insulation, bent pins on the USB connector, or damaged jack connectors. Discontinue use if any damage is observed.

## TROUBLESHOOTING

If you encounter issues with your Cellularline USBCHXT25 charging cable, consider the following troubleshooting steps:

Problem	Possible Cause	Solution
Intercoms not charging.	Loose connection. Faulty power source. Damaged cable. Incompatible intercom model.	Ensure all connections are secure. Try a different USB power adapter or port. Inspect the cable for visible damage. If damaged, replace it. Verify your intercom model is listed as compatible (MC/XT/F5S/F5 series).

Problem	Possible Cause	Solution
Slow charging.	Low output power from USB source. Charging two devices simultaneously with insufficient power.	Use a USB power adapter with higher current output (e.g., 2A or more). Try charging one device at a time if simultaneous charging is too slow.

SPECIFICATIONS

- **Model Name:** Cellularline USBCHXT25
- **Cable Type:** USB Charging Cable
- **Connectors:** USB Type-A (male) to Dual 3.5mm Jack (male)
- **Cable Length:** 110 cm (approximately 43 inches)
- **Compatibility:** Interphone MC, XT, F5S, F5 series intercoms
- **Special Feature:** Tangle-free design
- **Product Weight:** 40 g
- **Product Dimensions:** 17.5 x 10 x 5 cm (packaging dimensions)

WARRANTY AND SUPPORT




For warranty information and technical support, please refer to the official Cellularline website or contact their customer service directly. Keep your proof of purchase for any warranty claims.




**Manufacturer:** Cellularline INTERPHONE

**Brand:** Cellularline

**Website:** [www.cellularline.com](http://www.cellularline.com)

Related Documents - USBCHXT25


	<a href="#">Interphone U-COM 16 User Manual</a> This user manual provides comprehensive instructions for the Interphone U-COM 16, an advanced Bluetooth and Mesh intercom system for motorcycles. It covers installation, pairing with various devices, mobile phone usage, music playback, Mesh and Bluetooth intercom features, FM radio, voice commands, configuration settings, and troubleshooting.
	<a href="#">U-COM 3 User Manual</a> User manual for the U-COM 3 motorcycle intercom system by Cellularline, detailing installation, pairing, mobile phone usage, music playback, intercom functions, and troubleshooting.
	<a href="#">Interphone U-COM 4 User Manual: Motorcycle Bluetooth Intercom Guide</a> Explore the Interphone U-COM 4 user manual for detailed instructions on installing, pairing, and operating this advanced Bluetooth motorcycle intercom system. Features include multi-rider intercom, phone connectivity, music, and FM radio.

	<p><a href="#">U-COM3 Bluetooth Headset User Manual</a></p> <p>User manual for the U-COM3 Bluetooth headset by Cellularline, detailing its features, operation, pairing, troubleshooting, and compliance information.</p>
	<p><a href="#">Cellularline KEEN Bluetooth Earbuds - User Manual &amp; Specifications</a></p> <p>Comprehensive guide to Cellularline KEEN Bluetooth earbuds, including setup, usage, touch controls, technical specifications, safety information, and compliance details.</p>
	<p><a href="#">Interphone F5XT Motorcycle Helmet Bluetooth Communication System Instruction Manual</a></p> <p>Comprehensive instruction manual for the Interphone F5XT, a Bluetooth 3.0 communication system designed for motorcycle helmets, offering features like intercom, music playback, and phone connectivity with weather protection.</p>

Documents - cellularline – USBCHXT25

[pdf] Guide

RYCHLÝ PRŮVODCE CZ FIXED zone SHOP interphone cellularline info interphone@cellularline \* není zahrnuto ADAPRÉR AC 220 110 USB NOUZOVÁ BATERIE VSTUP QUICK GUIDE F5XT shop fixed img asp attid 102879 |||



F5XT RYCHL PRVODCE CZ DOPORUCUJE SE ZKONTROLOVAT PTOMNOST AKTUALIZAC SOFTWARE NA STRNKCH WWW.INTERPH ... ke skupin C - B - A INTERPHONEXT PSLUSENSTV MICINTERPHOXTUNI ACHUSBCOMPACT MICROCBRINTERPHXT **USBCHXT25** MICROCBRUSBBDUAL ACCMOTOADAPTER CUSBINTERPHONEF5 KITSPINTERPHONEF5 TESTKITXT \* F5 nen...  
lang:hr score:27 filesize: 1.27 M page\_count: 2 document date: 2013-02-21

[pdf] Instructions

CAT MOTO15 EN interphone documents 10244 16712 71d5adbf d8b2 46ba b77a 30d8d157364d |||  
EN Our products won t change your life, but they will be with you for the best moments of it. ... TUNI Premium Pro Sound Microphone for modular Headset adapter 3.5 mm microphone and jet helmets **USBCHXT25** Outdoor headset MICROCBRINTERPHXT Travel Charger KITSPINTERPHONEF5 USB data / charge cab...  
lang:en score:16 filesize: 11.65 M page\_count: 28 document date: 2017-02-28





[\[pdf\]](#)

CAT MOTO15 ES interphone documents 10244 16712 0e03b52e 1ac2 47a7 b35c 144d6f44a467 |||  
ES Nuestro productos no le cambiarn la vida, pero le acompaarn en los mejores momentos de esta. ... NI Micfono Premium Micfono para cascos Jets Pro Sound y Modulares Adaptador auricular 3,5 mm **USBCHXT25** Auricular outdoor MICROBRINTERPHXT Cargador de viaje KITSPINTERPHONEF5 Cable de datos /...

lang:es **score:15** filesize: 11.68 M page\_count: 28 document date: 2017-02-28



[\[pdf\]](#) User Manual

CAT MOTO15 DE interphone documents 10244 16712 8c2f9fcd 72e2 4358 a92a 15add88c61dc |||  
DE Unsere Produkte werden nicht Ihr Leben verndern, sondern Sie durch die besten Momente Ihres ... ERPHOXTUNI Premium Mikrofon Pro Sound Mikrofon fr modulare Adapter fr Kopfrer Jethelme 3,5 mm **USBCHXT25** Outdoor-Kopfrer MICROBRINTERPHXT Powerbank KITSPINTERPHONEF5 Datenbertragungs-/Ladeka...

lang:de **score:15** filesize: 11.7 M page\_count: 28 document date: 2017-03-03



[\[pdf\]](#) Instructions

CAT MOTO15 FR interphone documents 10244 16712 3f19eee9 8fa9 4226 bf6f 54e399088840 |||  
FR Nos produits ne vous changeront pas la vie, mais ils vous accompagneront dans les meilleurs ... rophone Premium Microphone pour casques Adaptateur pour couteur Pro Sound jet modulables 3,5 mm **USBCHXT25** Ecouteur outdoor MICROBRINTERPHXT Chargeur de voyage KITSPINTERPHONEF5 Cble donnees / re...

lang:fr **score:14** filesize: 11.7 M page\_count: 28 document date: 2017-03-03