

[Manuals.plus](#) /

> [AZDENT](#) /

> AZDENT C-shape Dental Cheek Retractor Set User Manual (Sizes S, M, L)

AZDENT C-shape Retractor Set

AZDENT C-shape Dental Cheek Retractor Set User Manual

Model: C-shape Retractor Set (Sizes S, M, L)

Brand: AZDENT

1. INTRODUCTION

The AZDENT C-shape Dental Cheek Retractor Set is designed to provide a clear and unobstructed view of the oral cavity. This set includes three different sizes (Small, Medium, Large) to accommodate various mouth sizes, making it suitable for dental procedures, teeth whitening applications, and other oral examinations. These retractors gently hold the lips and cheeks away from the teeth, improving access and visibility.

2. PRODUCT FEATURES

- **C-Shape Design:** Ergonomically shaped to comfortably retract lips and cheeks.
- **Multiple Sizes:** Includes Small, Medium, and Large retractors for a versatile fit.
- **Clear Blue Material:** Transparent design allows for maximum light penetration and visibility.
- **Durable and Flexible:** Constructed from high-quality, flexible material that maintains shape and resists breakage.
- **Autoclavable:** Can be sterilized at high temperatures (up to 212°F / 100°C) for repeated use.
- **BPA-Free and Food Grade:** Made from safe materials suitable for oral contact.

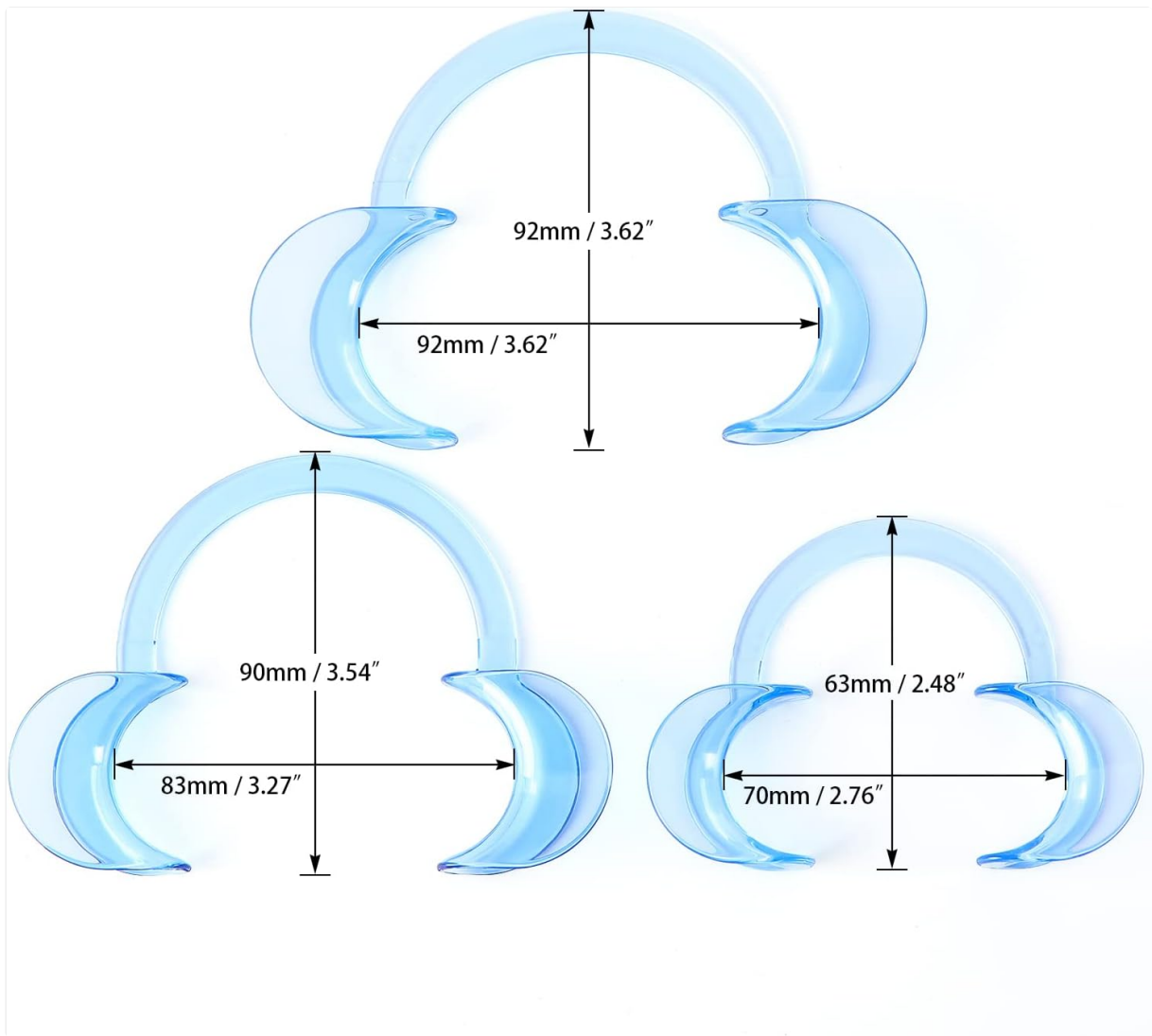



Image: The AZDENT C-shape Dental Cheek Retractor Set, showing the three different sizes included.



100% BPA-free



Food Grade

Image: A hand demonstrating the flexibility and durability of the AZDENT cheek retractor material.

3. SAFETY INFORMATION

- For professional dental use or supervised home use only.
- Do not force the retractor into the mouth if it causes discomfort or pain. Select the appropriate size.
- Inspect the retractor for any damage or sharp edges before each use. Discard if damaged.
- Keep out of reach of children when not in use.
- Clean and sterilize the retractor before first use and after each subsequent use.

4. SETUP

1. **Unpack:** Carefully remove the cheek retractors from their packaging.
2. **Inspect:** Check each retractor for any manufacturing defects or damage.
3. **Clean:** Wash the retractors thoroughly with soap and water, then sterilize according to the "Cleaning and Maintenance" section before initial use.
4. **Select Size:** Choose the appropriate size (Small, Medium, or Large) that fits comfortably in the user's mouth without causing excessive strain. The goal is to gently retract the lips and cheeks, not to stretch them painfully.



HIGH QUALITY

Durable and flexible enough without being out of shape or breaking even after twisting, bending, pulling and folding.



Image: Detailed size information for the Small, Medium, and Large AZDENT C-shape cheek retractors, including width and height measurements.

5. OPERATING INSTRUCTIONS

Follow these steps for proper insertion and use of the cheek retractor:

1. **Positioning:** Ensure the wider side of the C-shape retractor is positioned inward towards the teeth, and the narrower side is outward, facing the lips.
2. **Insertion:** Gently guide one side of the retractor into the corner of the mouth.
3. **Expand:** Carefully stretch the retractor to guide the other side into the opposite corner of the mouth.
4. **Adjust:** Once in place, ensure the lips and cheeks are comfortably retracted, providing a clear view of the teeth and gums. The retractor should not cause excessive pressure or discomfort.
5. **Removal:** To remove, gently pull one side out of the mouth, then the other.

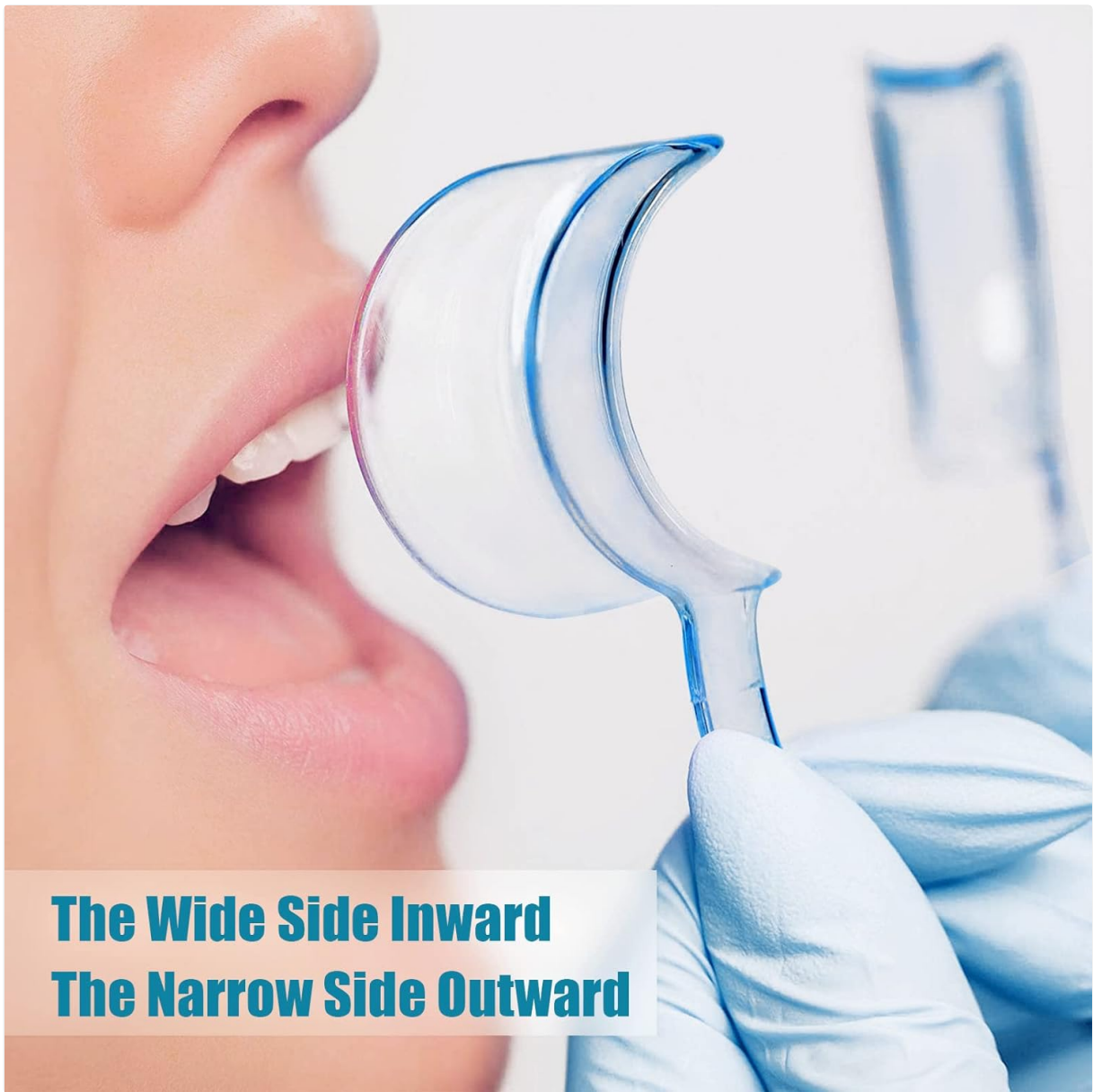


Image: A person demonstrating the correct way to insert the cheek retractor, with the wider side facing inward towards the teeth and the narrower side facing outward.



Mouth Opener For Teeth Whitening

Image: An individual using the AZDENT cheek retractor during a teeth whitening session, illustrating its application in dental procedures.

Your browser does not support the video tag.

Video: This video demonstrates the flexibility of the AZDENT C-shape cheek retractors and shows the correct method for inserting the retractor into the mouth, highlighting the wide side inward and narrow side outward orientation.

6. CLEANING AND MAINTENANCE

Proper cleaning and sterilization are essential for hygiene and longevity of the retractors.

1. **Rinse:** Immediately after use, rinse the retractor under running water to remove any debris.
2. **Clean:** Wash with mild soap and water, using a soft brush if necessary to clean all surfaces.
3. **Sterilize:** The retractors are autoclavable. Place them in an autoclave and sterilize at temperatures up to 212°F (100°C). Follow your autoclave manufacturer's instructions for proper sterilization cycles.
4. **Dry:** Allow the retractors to air dry completely or dry with a clean, lint-free cloth.
5. **Store:** Store in a clean, dry, and sanitary environment away from direct sunlight and extreme temperatures.

Can Be Autoclaved Up To 212°F



Image: Illustration showing the AZDENT cheek retractors undergoing high-temperature sterilization, indicating they are autoclavable up to 212°F (100°C).

7. TROUBLESHOOTING

Issue	Possible Cause	Solution
Discomfort during use	Incorrect size selected or improper insertion.	Ensure the correct size is used. Re-insert the retractor carefully, making sure the wide side is inward. If discomfort persists, discontinue use.
Retractor slips out	Size is too large or not properly seated.	Try a smaller size. Ensure the retractor is fully seated in the corners of the mouth.
Difficulty cleaning	Debris lodged in crevices.	Use a soft brush and mild soap under running water. Ensure all surfaces are thoroughly cleaned before sterilization.

8. SPECIFICATIONS

Material: Food-grade, BPA-free plastic

Color: Clear Blue

Sizes Included: Small, Medium, Large (1 of each)

Sterilization: Autoclavable up to 212°F (100°C)

Package Dimensions: 4.41 x 4.17 x 1.34 inches

Item Weight: 1.13 ounces

Manufacturer: AZDENT

ASIN: B00K5NAASY

9. WARRANTY AND SUPPORT

For any questions regarding the AZDENT C-shape Dental Cheek Retractor Set, please contact AZDENT customer support. Information regarding specific warranty terms may be available on the product packaging or the official AZDENT website.

Manufacturer: AZDENT

Website: www.azdentofficial.com (Example link, actual link may vary)