

[Manuals.plus](#) /

› [Boveda](#) /

› Boveda 62% RH Two-Way Humidity Control Packs (Size 8-10) Instruction Manual

Boveda B62-08

Boveda 62% RH Two-Way Humidity Control Packs (Size 8-10) Instruction Manual

Brand: Boveda | Model: B62-08

1. INTRODUCTION AND PRODUCT OVERVIEW

Boveda 62% RH Two-Way Humidity Control Packs are designed to maintain a precise relative humidity level within an enclosed container. These packs are ideal for storing items that benefit from stable moisture conditions, such as herbs, tobacco, and other sensitive products. The two-way humidity control technology either releases or absorbs moisture to achieve and maintain the target 62% RH, ensuring optimal freshness and preventing items from becoming too dry or too moist.

This manual provides instructions for the Size 8-10 packs, which are suitable for storing up to 1 ounce (28 grams) of product.

10-PACK

**ALL NATURAL
INGREDIENTS**



Image: Boveda 62% RH 10-pack in its original resealable packaging.

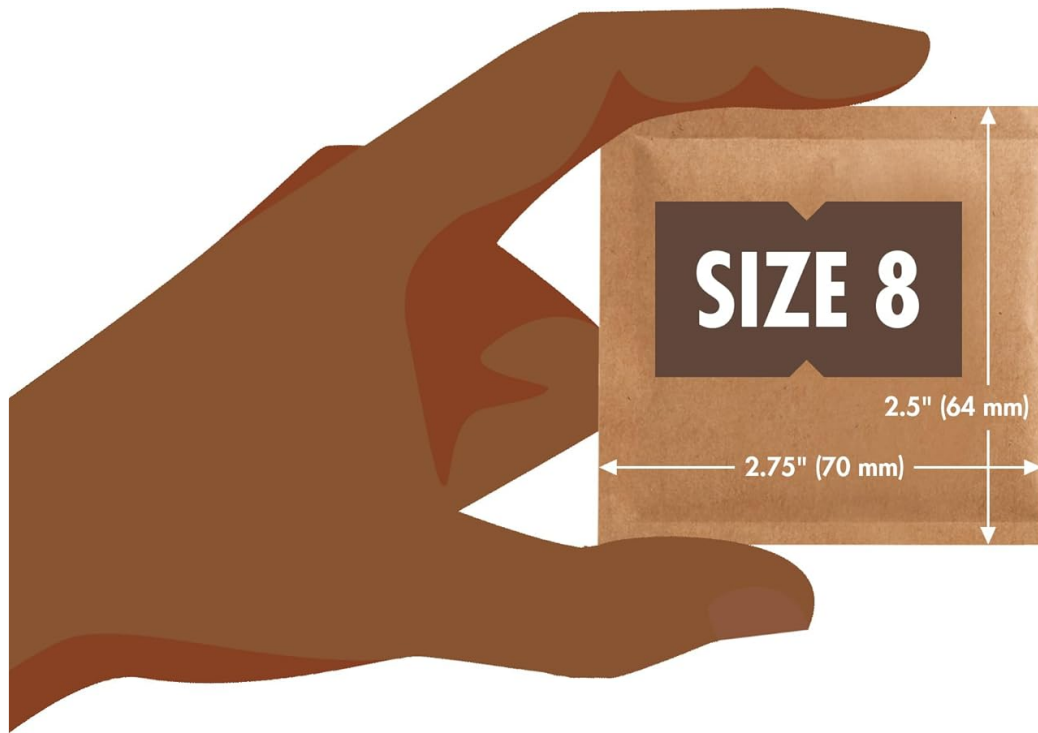


Image: Several Boveda 62% RH packs shown with a glass storage jar, illustrating their intended use for maintaining humidity in containers.

2. SETUP AND INITIAL USE

Using Boveda humidity packs is a straightforward process. Follow these steps to prepare your storage environment:

1. **Remove from Packaging:** Take one Boveda moisture pack from its resealable bag. Ensure the remaining packs are sealed tightly in their original bag to preserve their lifespan.
2. **Placement:** Place the Boveda pack directly into your airtight storage container. Do not cut or open the brown humidity packet itself.
3. **Add Items:** Fill the container with your items, ensuring there is enough space for the Boveda pack to function effectively.
4. **Seal Container:** Close the container securely to create an airtight seal. The Boveda pack will then begin to regulate the humidity.



PROTECT UP TO AN OUNCE
PERFECT FOR STORING OR BRINGING ENOUGH TO SHARE



MADE IN
U.S.A.



HUMIDIFIES FOR
2-3 MONTHS




ALL NATURAL
INGREDIENTS

Image: A Boveda Size 8 pack held in a hand, showing its dimensions of 2.75 inches (70 mm) by 2.5 inches (64 mm). This size is designed to protect up to one ounce of items.

1

REMOVE ONE BOVEDA FROM THE MULTI-PACK, AND SEAL THE RESEALABLE BAG
(DO NOT open the packet itself)



2

PLACE BOVEDA IN AN AIRTIGHT CONTAINER



3

FOR MAXIMUM EFFICIENCY, REPLACE BOVEDA EVERY 90 DAYS




Image: A visual guide demonstrating three steps: 1. Remove one Boveda from the multi-pack and seal the resealable bag. 2. Place Boveda in an airtight container. 3. For maximum efficiency, replace Boveda every 90 days.

Video: An overview of Boveda Two-Way Humidity Control Packs, demonstrating their function and ease of use for maintaining optimal moisture levels in storage.

3. OPERATING PRINCIPLES

Boveda's two-way humidity control technology works by creating a monolayer of purified water molecules. These molecules naturally coat the trichomes of your stored items, preventing the evaporation of terpenes and preserving their quality.

The pack continuously monitors the ambient humidity inside your airtight container. If the air is too moist, the Boveda pack absorbs excess moisture. If the air is too dry, it releases purified water vapor to rehydrate your items. This dynamic process ensures a stable and precise 62% RH environment, protecting your products from fluctuations that can degrade their quality.



SIZE 4

Protects up to 1/2 oz (14g)



SIZE 8

Protects up to 1 oz (28g)



SIZE 67

Protects up to 1 lb (450g)



SIZE 320

Protects up to 5 lb (2.2 kg)

Image: A diagram illustrating the mechanism of Boveda packs, showing how they emit purified water vapor and absorb moisture through a vapor phase osmosis membrane, using natural ingredients for precision humidity control.

Video: This video explains how to choose the correct Relative Humidity (RH) level for your Boveda packs, detailing the benefits of different RH percentages for various storage needs.

4. CHOOSING THE RIGHT SIZE AND RH LEVEL

Boveda offers various sizes and RH levels to suit different needs. The 62% RH level is specifically recommended for items that benefit from being stickier, fluffier, and bouncier, or for restoring overly dry items to their original state. It is also suitable for users in low-humidity climates.

Size 8 packs are designed to protect up to 1 ounce (28 grams) of product. For larger quantities or different container types, other Boveda sizes are available.

- **58% RH:** Recommended for humid climates or less sticky items, facilitating easier grinding. Suitable for long or short-term storage.
- **62% RH:** Ideal for stickier, fluffier, bouncier items, restoring dry items, and preventing staleness. Suitable for long or short-term storage.



Image: A comparison of different Boveda pack sizes: Size 4 (up to 1/2 oz), Size 8 (up to 1 oz), Size 67 (up to 1 lb), and Size 320 (up to 5 lb), illustrating the appropriate capacity for each.

HOW BOVEDA WORKS

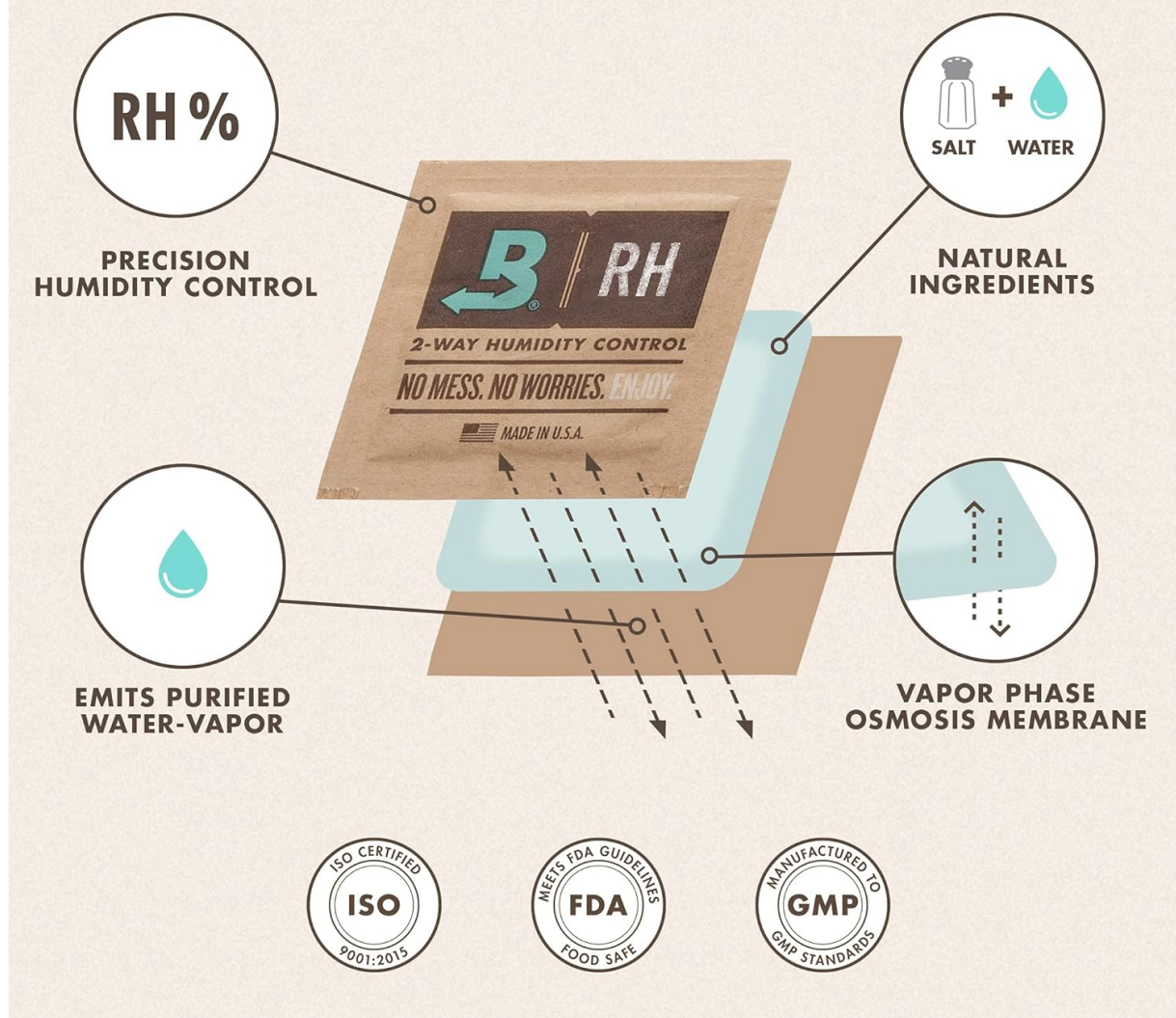


Image: A guide detailing the uses for 58% RH (humid climates, easier grinding, less sticky items) and 62% RH (stickier, fluffier, bouncier items, restoring dry items, preventing staleness), both suitable for long or short-term storage.

Video: This video provides guidance on how to select the appropriate Boveda pack size for your specific storage needs, ensuring effective humidity control for different quantities of product.

5. MAINTENANCE

Boveda packs are designed for long-lasting performance. To ensure continuous optimal humidity control, it is important to replace them periodically.

- **Replacement Schedule:** Replace Boveda packs approximately every 3 months, or as needed.
- **Indicator:** You will know it is time to replace a Boveda pack when it becomes hard and crunchy. A fresh pack will feel soft and pliable.
- **Do Not Mix:** Never mix Boveda packs of different RH percentages within the same container, as this can interfere with their ability to maintain a stable environment.

6. TROUBLESHOOTING

While Boveda packs are highly reliable, ensuring proper usage is key to preventing common issues:

- **Inconsistent Humidity:** Ensure your storage container is truly airtight. Leaks can prevent the Boveda

pack from effectively regulating humidity.

- **Packs Hardening Quickly:** If packs harden much faster than 3 months, it may indicate that your container is not airtight, or the ambient environment is extremely dry, causing the pack to work harder. Check your container's seal.
- **Packs Not Softening Dry Items:** For very dry items, it may take several days or even a week for the Boveda pack to fully rehydrate them. Patience is key.

7. SPECIFICATIONS

Feature	Detail
Product Dimensions	6.22 x 4.17 x 0.79 inches
Item Weight	0.282 ounces
Manufacturer	Boveda
Item Model Number	B62-08
Number of Pieces	10
Included Components	10 Humidity Control Packets & 1 Resealable Bag
Import	Made in USA

8. WARRANTY AND SUPPORT

For specific warranty information or product support, please refer to the official Boveda website or contact their customer service directly. Details are typically provided on the product packaging or the manufacturer's website.