

**Veho VSS-012-M6**

# Veho VSS-012-M6 360 Mode Retro Wireless Bluetooth Speaker User Manual

*Model: VSS-012-M6*

## INTRODUCTION

This manual provides comprehensive instructions for the setup, operation, maintenance, and troubleshooting of your Veho VSS-012-M6 360 Mode Retro Wireless Bluetooth Speaker. Please read this manual thoroughly before using the device to ensure optimal performance and longevity.

The Veho VSS-012-M6 speaker combines a sleek retro design with modern wireless technology, delivering 6 watts of high-fidelity sound. Its brushed aluminum housing and leather carry handle make it both stylish and portable, suitable for use at home or on the go.



Image: The Veho VSS-012-M6 speaker, showcasing its retro design with a black grille and brown leather carry handle.

## PACKAGE CONTENTS

---

Please ensure all items are present in the package:

- Veho VSS-012-M6 Bluetooth Speaker
- USB Charging Cable
- 3.5mm AUX Audio Cable



Image: The Veho VSS-012-M6 speaker shown alongside its USB charging cable and 3.5mm AUX audio cable.

## SETUP

---

### Charging the Speaker

Before first use, fully charge the speaker. The built-in 1800 mAh battery provides up to 8 hours of playback time.

1. Connect the small end of the supplied USB charging cable to the USB port on the back of the speaker.
2. Connect the larger end of the USB cable to a USB power adapter (not included) or a computer's USB port.
3. The charging indicator light will illuminate. Once fully charged, the light will change or turn off (refer to LED indicator section for details).





Image: Rear view of the Veho VSS-012-M6 speaker, highlighting the 'LINE IN' and 'USB' ports for connectivity and charging.

## Initial Power On

Press and hold the power button located on the top panel of the speaker until the indicator light illuminates and you hear an audible prompt.

## OPERATING INSTRUCTIONS

---

### Powering On/Off

- **To Power On:** Press and hold the power button ( ) on the top panel for approximately 3 seconds. The indicator light will turn on.
- **To Power Off:** Press and hold the power button ( ) again for approximately 3 seconds. The indicator light will turn off.



Image: A close-up view of the top control panel of the Veho VSS-012-M6 speaker, showing the power, volume, and track control buttons.

## Bluetooth Pairing

The Veho VSS-012-M6 speaker can connect wirelessly to your smartphone, tablet, MP3 player, or any other Bluetooth-enabled device.

1. Ensure the speaker is powered on and in Bluetooth pairing mode (the indicator light will flash).
2. On your device, enable Bluetooth and search for available devices.
3. Select "Veho M6 Mode" from the list of devices.
4. Once paired, the speaker will emit an audible confirmation, and the indicator light will become solid.



Image: The Veho VSS-012-M6 speaker positioned on a wooden surface next to a smartphone, illustrating its use with a mobile device.

## Audio Playback

- **Volume Control:** Use the 'V-' and 'V+' buttons on the speaker's top panel to adjust the volume. You can also control volume from your connected device.
- **Track Control:** Use the '◀◀' (previous) and '▶▶' (next) buttons on the speaker to skip tracks.
- **Play/Pause:** Press the '▶/■' button to play or pause audio.
- **AUX Input:** For non-Bluetooth devices, connect a 3.5mm audio cable from your device's headphone jack to the 'LINE IN' port on the back of the speaker.

## Hands-Free Calling

The speaker features a built-in microphone for hands-free phone calls with automated music interrupt.

- **Answer Call:** When a call comes in, press the '▶/■' button to answer.
- **End Call:** Press the '▶/■' button again to end the call.
- **Reject Call:** Press and hold the '▶/■' button to reject an incoming call.

## MAINTENANCE

---

### Cleaning

- Wipe the speaker's exterior with a soft, dry cloth.
- Do not use abrasive cleaners, solvents, or strong chemicals, as they may damage the finish.
- Avoid getting moisture into any openings.

### Storage

- Store the speaker in a cool, dry place away from direct sunlight and extreme temperatures.

- If storing for an extended period, charge the battery periodically to maintain its health.

### Battery Care

- To prolong battery life, avoid fully discharging the battery frequently.
- Charge the speaker using only the supplied USB cable or a compatible charger.

### TROUBLESHOOTING

Problem	Possible Cause	Solution
Speaker does not power on.	Battery is depleted.	Charge the speaker fully.
No Bluetooth connection.	Speaker not in pairing mode; Device Bluetooth off; Speaker too far from device.	Ensure speaker is in pairing mode; Turn on Bluetooth on your device; Move speaker closer to device (within 10 meters).
No sound from speaker.	Volume too low; Incorrect input source; Device not playing audio.	Increase speaker and device volume; Ensure correct input (Bluetooth/AUX) is selected; Check if audio is playing on your device.
Poor sound quality.	Interference; Low battery; Device volume too high/low.	Move speaker away from other electronic devices; Charge the speaker; Adjust volume on both speaker and device.

### SPECIFICATIONS

Feature	Detail
Model Number	VSS-012-M6
Speaker Type	Bookshelf
Connectivity Technology	Bluetooth
Speaker Maximum Output Power	6 Watts
Battery Capacity	1800 Milliamp Hours
Battery Life	Up to 8 Hours
Special Feature	Built-in Microphone
Compatible Devices	Smartphone
Colour	Black
Material	Aluminum
Product Dimensions	17.78 x 6.35 x 8.89 cm (7 x 2.5 x 3.5 inches)



Feature	Detail
Item Weight	453.59 g (1 Pound)

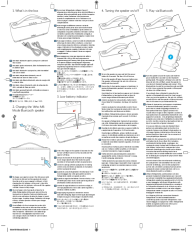



## WARRANTY AND SUPPORT

For warranty information and technical support, please refer to the documentation provided with your purchase or visit the official Veho website. Keep your proof of purchase for any warranty claims.


Manufacturer: Veho

© 2023 Veho. All rights reserved.

## Related Documents

	<p><a href="#">Veho M6 Mode Bluetooth Speaker Quick Start Guide</a></p> <p>A concise guide to setting up, charging, and operating the Veho M6 Mode Bluetooth speaker, covering pairing, controls, and basic functions.</p>
	<p><a href="#">Veho Mode MD-1 Wireless DAB+ Speaker - Portable Retro Bluetooth Speaker</a></p> <p>Discover the Veho Mode MD-1, a stylish retro Bluetooth wireless speaker with DAB/DAB+/FM radio. Enjoy up to 18 hours of playback, a built-in alarm clock, and a portable design with a leather effect carry strap.</p>
	<p><a href="#">Veho M3 Portable Wireless Speaker User Manual and Specifications</a></p> <p>Comprehensive guide to the Veho M3 portable wireless speaker, covering charging, Bluetooth pairing, TWS functionality, AUX connection, specifications, and compliance information.</p>
	<p><a href="#">Veho MZ-S Bluetooth Wireless Speaker User Manual</a></p> <p>User manual for the Veho MZ-S Bluetooth wireless speaker. Learn about charging, controls, pairing, functions, specifications, and battery care. Includes multiple language support.</p>





## [Veho M6 Mode Bluetooth Speaker Quick Start Guide](#)

A concise guide to setting up, charging, and operating the Veho M6 Mode Bluetooth speaker, covering pairing, controls, and basic functions.

lang:it **score:33** filesize: 883.72 K page\_count: 2 document date: 2017-11-10




## [\[pdf\] Decleration of Conformity Safety Datasheet](#)

EC Declaration of ConformityEC DoC VSS 012 M6 PG 1 2 Conformity Veho UK Ltd Long Barn Unit Wangfield Lane Curdridge Southampton Hampshire SO32 61Ob6fASotLm media amazon images I 61Ob6fASotL |||

EC Declaration of Conformity Veho UK Ltd Long Barn, Unit 2 Wangfield Lane, Curdridge, Southampton, Hampshire SO32 2DA 3/11/21 Dclarons sous notre seule responsabilit que le produit : Modele: M-Series M6 Retro Wireless Speaker Numro de modle: **VSS-012-M6** et toutes les variantes spcifies dans l ann...

lang:en **score:33** filesize: 68.31 K page\_count: 2 document date: 2022-10-07



## [\[pdf\] User Manual Quick Start Guide Specifications Guide](#)

Mode M6 Manual 2 indd 1 What s in the box IT 4 Turning speaker on off 5 Play Om Thy tronic via Bluetooth Turn and then press hold power button for seconds to enter pairing mode The will beep twice blue red LEDs flash Locate your device settings connect If asks a connection code use 0000 or 1234 USB cable line parleur câble d alimentation et de ligne 29 05 2014 11 31 VSS 012 Quick start guide Specifications Speaker output x 3W Batt ery capacity 1800mAh charge ti me 3 hours Playti 8 range 10 metres version 0 support A2DP AVRCP In event you need contact Veho GB FR DE Lautsprecher 91wslvjrvyL Manuals Start Guides Audio images na ssl amazon I 1ad006cbb3069011d73a 21b4fc1f8f3e98b75071d7da16d0bd7a r98 cf3 rackcdn 80

1. What s in the box GB M6 Mode Bluetooth speaker, USB power cable and line in cable. FR M6 Mode par ... se reiniciar automticamente. RUS . . . J CHN .. . Quick start guide **VSS-012-M6** Specifications Speaker output Battery capacity Battery charge time Playtime Bluetooth ran...

lang:it **score:30** filesize: 890.97 K page\_count: 2 document date: 2014-05-29

