

Ultimate Ears MINI BOOM

Ultimate Ears Mini Boom Wireless Bluetooth Speaker User Manual

Model: MINI BOOM (984-000316)

1. INTRODUCTION

Welcome to the Ultimate Ears Mini Boom user manual. This guide provides detailed instructions on how to set up, operate, maintain, and troubleshoot your new wireless Bluetooth speaker. The UE Mini Boom delivers unexpectedly bold, jaw-dropping sound with crystal clear highs and deep bass in a compact, portable design.

2. WHAT'S IN THE BOX

- Ultimate Ears Mini Boom Speaker
- USB Charging Cable (Micro-USB)
- User Manual or Quick Start Guide

3. SETUP

3.1 Charging the Speaker

Before first use, fully charge your UE Mini Boom. The rechargeable lithium-ion battery provides up to 10 hours of playback.

1. Connect the micro-USB end of the charging cable to the charging port on the back of the speaker.
2. Connect the USB-A end of the cable to a USB power adapter (not included) or a computer's USB port.
3. The LED indicator will show charging status. It will turn solid when fully charged.

3.2 Bluetooth Pairing

Pair your UE Mini Boom with your Bluetooth-enabled device (smartphone, tablet, laptop) to stream audio wirelessly.

1. Turn on the UE Mini Boom by sliding the power switch on the back.
2. Press and hold the Bluetooth button on the top of the speaker until the LED indicator blinks rapidly, indicating it's in pairing mode.

3. On your device, go to Bluetooth settings and select "UE MINI BOOM" from the list of available devices.
4. Once paired, the speaker will emit an audio confirmation, and the LED will turn solid.

3.3 NFC Pairing (Near Field Communication)

For devices with NFC, pairing is even simpler.

1. Ensure NFC is enabled on your device.
2. Tap your NFC-enabled device to the top of the UE Mini Boom speaker.
3. Confirm the pairing request on your device.

3.4 UE MINI BOOM App

Download the UE MINI BOOM app for additional features and control, including the ability to wirelessly connect two UE Mini Boom speakers for stereo sound.

4. OPERATING THE SPEAKER

4.1 Basic Controls

- **Power On/Off:** Use the switch on the back of the speaker.
- **Volume Control:** Use the large '+' and '-' buttons on the top of the speaker to adjust volume.
- **Bluetooth Button:** Press to enter pairing mode or to disconnect/reconnect.

4.2 Speakerphone Functionality

The UE Mini Boom features a built-in microphone, allowing you to use it as a speakerphone for calls.

- When a call comes in, the music will pause.
- Press the Bluetooth button once to answer an incoming call.
- Press the Bluetooth button again to end the call.

4.3 Double Up Mode (Pairing Two Speakers)

Enhance your audio experience by wirelessly connecting two UE Mini Boom speakers for a bigger, more immersive sound. This feature is controlled via the UE MINI BOOM app.

1. Ensure both UE Mini Boom speakers are powered on and paired with your device via the app.
2. Open the UE MINI BOOM app on your smartphone or tablet.
3. Follow the in-app instructions to activate Double Up mode and select either 'Double' (for synchronized playback) or 'Stereo' (for left/right channel separation).

For a visual guide on the UE Mini Boom's capabilities, including its sound, battery life, and dual speaker pairing, please watch the official product video below:

Your browser does not support the video tag.

Description: This video showcases the Ultimate Ears Mini Boom speaker, highlighting its huge sound, crystal clear highs, deep bass, 10-hour battery life, and the ability to wirelessly pair two speakers for an even bigger sound experience. It also demonstrates its portability for music on the go.

5. KEY FEATURES

- **Huge Sound:** The UE Mini Boom delivers unexpectedly bold, jaw-dropping sound with crystal clear highs and

deep bass, defying its compact size.

- **Add a Second Speaker:** Wirelessly connect two UE Mini Boom speakers together in stereo via the UE Mini Boom app to double up the awesomeness with even huger sound.
- **Party Longer:** The rechargeable lithium-ion battery pumps out up to 10 hours of party-driving beats, ensuring your music lasts.
- **Better Wireless:** Stream music from any Bluetooth enabled device from up to 50 ft away, offering 50% farther range than most other Bluetooth speakers.
- **Music Everywhere:** It is the perfect companion for your on-the-go lifestyle, featuring an ultra-compact design, simple controls, and a crystal-clear speakerphone.

6. MAINTENANCE AND CARE

To ensure the longevity and optimal performance of your UE Mini Boom, follow these care guidelines:

- Keep the speaker dry. While durable, it is not waterproof.
- Clean the speaker with a soft, dry cloth. Do not use abrasive cleaners or solvents.
- Avoid exposing the speaker to extreme temperatures or direct sunlight for extended periods.
- Store the speaker in a cool, dry place when not in use.

7. TROUBLESHOOTING

Problem	Possible Solution
Speaker does not turn on.	Ensure the battery is charged. Connect the speaker to a power source using the USB cable.
Cannot pair with Bluetooth device.	Make sure the speaker is in pairing mode (blinking Bluetooth LED). Ensure your device's Bluetooth is on and within range (up to 50 ft). Try forgetting the device on your phone and re-pairing.
No sound or low volume.	Check volume levels on both the speaker and your connected device. Ensure the speaker is properly paired. Try restarting both devices.
Sound distortion.	Reduce the volume on either the speaker or your connected device. Ensure there are no obstructions between the speaker and the device.
Battery life is shorter than expected.	Battery life can vary with volume levels and usage. Ensure the speaker is fully charged before use.

8. SPECIFICATIONS


Feature	Detail
Model Name	MINI BOOM
Item Model Number	984-000316

Feature	Detail
Speaker Type	Outdoor, Portable
Connectivity Technology	Bluetooth, Wireless
Wireless Communication Technology	Bluetooth
Bluetooth Range	Up to 50 feet
Battery Life	Up to 10 Hours
Power Source	Battery Powered
Audio Output Mode	Stereo
Speaker Maximum Output Power	10 Watts
Item Weight	11.2 ounces
Product Dimensions (LxWxH)	4.4 x 2.6 x 2.4 inches
Color	Orange
Water Resistance Level	Not Water Resistant
Manufacturer	Logitech, Inc


9. PRODUCT VIEWS



Front-angled view of the Ultimate Ears Mini Boom Wireless Bluetooth Speaker in orange, showcasing its compact design and speaker grille.



Direct front view of the Ultimate Ears Mini Boom Wireless Bluetooth Speaker, highlighting the full speaker grille.



Back view of the Ultimate Ears Mini Boom Wireless Bluetooth Speaker, showing the power switch, micro-USB charging port, and auxiliary input.


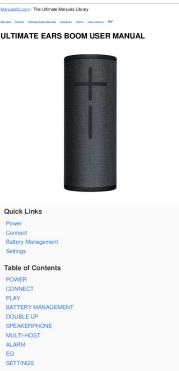
10. WARRANTY AND SUPPORT





The Ultimate Ears Mini Boom comes with a limited warranty. For detailed warranty information, product registration, and customer support, please visit the official Ultimate Ears website or refer to the warranty card included with your product.

Online Support: www.ultimateears.com

© 2023 Ultimate Ears. All rights reserved.

Related Documents - MINI BOOM

	<p>Ultimate Ears BOOM User Guide: Features, Pairing, and Support</p> <p>Comprehensive guide to the Ultimate Ears BOOM speaker, covering getting started, connecting via Bluetooth and NFC, power management, double up features, alarm, speakerphone functionality, and support resources.</p>
	<p>Ultimate Ears BOOM User Manual</p> <p>User manual for the Ultimate Ears BOOM portable wireless speaker. Learn about features, power, connecting via Bluetooth and NFC, playing music, battery management, Double Up functionality, speakerphone use, multi-host mode, alarms, EQ settings, and support.</p>

	<p>Ultimate Ears Boom 3 Portable Waterproof Bluetooth Speaker User Manual</p> <p>User manual for the Ultimate Ears Boom 3 portable waterproof Bluetooth speaker, covering setup, connectivity, power management, double up, multi-host, alarm, speakerphone features, and support.</p>
	<p>Ultimate Ears BOOM 3 Quick Start Guide</p> <p>A concise guide to setting up and using your Ultimate Ears BOOM 3 speaker, including pairing, charging, and controlling music.</p>
	<p>Ultimate Ears HYPERBOOM Portable Bluetooth Speaker: User Guide and Features</p> <p>Comprehensive guide to connecting, setting up, and using your Ultimate Ears HYPERBOOM portable Bluetooth speaker. Learn about pairing, Party Up, Double Up, playback controls, and volume management.</p>
	<p>Ultimate Ears WONDERBOOM User Manual</p> <p>User manual for the Ultimate Ears WONDERBOOM portable waterproof Bluetooth speaker, detailing setup, pairing, music control, multi-host, battery check, and charging instructions.</p>