

## DURACELL CR1632

# Duracell CR1632 Lithium 3V Battery Instruction Manual

## 1. INTRODUCTION

---

This manual provides essential information for the safe and effective use of Duracell CR1632 Lithium 3V batteries. These batteries are designed to power various small electronic devices requiring a compact, long-lasting power source.

## 2. PRODUCT OVERVIEW

---

The Duracell CR1632 is a 3-volt lithium coin cell battery. It is commonly used as a replacement for other battery designations including DL1632, BR1632, KL1632, L1632, and ECR1632. Its compact size and stable voltage output make it suitable for a range of applications.





This image shows two Duracell CR1632 Lithium 3V batteries, individually packaged in blister packs. The packaging clearly displays the Duracell brand, the 1632 model number, and indicates 'DL1632/CR1632' compatibility. Each battery is visible through the clear plastic, showing its 3V rating and 'Made in Indonesia' origin.

### 3. SETUP AND INSTALLATION


To install the Duracell CR1632 battery, follow the instructions provided by the manufacturer of your specific device. The general procedure for replacing a coin cell battery in compatible devices, such as car remotes or key fobs, typically involves these steps:

1. **Locate the Battery Compartment:** Identify the battery compartment on your device. This may be a small panel or require opening the device casing.
2. **Open the Compartment:** Use an appropriate tool, such as a small flathead screwdriver or a coin, to carefully open the battery compartment. Some devices may have a release button or latch.
3. **Note Battery Orientation:** Before removing the old battery, observe its polarity (positive '+' and negative '-' sides) and how it is seated in the compartment.
4. **Remove Old Battery:** Gently pry out the old battery. Dispose of used batteries responsibly according to local regulations.
5. **Insert New Battery:** Place the new Duracell CR1632 battery into the compartment, ensuring the positive (+) side faces the correct direction as indicated by the device's markings.

6. **Close the Compartment:** Securely close the battery compartment or reassemble the device casing. Test the device to ensure proper function.



**DURACELL® DL1632B**



**CAUTION: Keep batteries away from children. If swallowed, consult a physician at once. For information on treatment, call (202)625-3333 collect. Ingestion may lead to serious injury or death. Battery can explode or leak if heated, disassembled, shorted, recharged, exposed to fire or high temperature or inserted incorrectly. Keep in original package until ready to use. Do not carry batteries loose in your pocket or purse. Customer Service Number: 1-800-551-2355 (9:00 AM-5:00 PM E.S.T.)**

**MISE EN GARDE : Tenir les piles hors de la portée des enfants. En cas d'ingestion, consulter immédiatement un médecin. Pour obtenir de plus amples renseignements sur les modes de traitement, appeler à frais virés au 202-625-3333. L'ingestion peut causer des lésions graves ou même la mort. Les piles peuvent exploser ou couler si elles sont chauffées, démontées, court-circuitées, rechargées, exposées aux flammes ou à des températures élevées ou si elles sont mal insérées. Garder les piles dans leur emballage jusqu'au moment de les utiliser. Ne pas transporter de piles en vrac dans ses poches ou son sac à main. Service à la clientèle : 1-800-551-2355 (de 9 h à 17 h, HNE)**


**PRECAUCIÓN: Mantenga las pilas alejadas de los niños. En caso de tragarse, consulte un médico inmediatamente. Para información sobre tratamiento, llame a cobrar al (202) 625-3333. La ingestión puede causar lesiones graves o la muerte. La pila podrá explotar o tener una fuga si se calienta, se desarma, se pone en corto circuito, se recarga, queda expuesta a incendio o temperatura alta o si se inserta incorrectamente. No lleve pilas sueltas en su bolsillo o cartera. Número de servicio al cliente : 1-800-551-2355 (de 9:00 a.m. a 5:00 p.m. hora del ESTE)**

Perchlorate Material - special handling may apply, See [www.dtsc.ca.gov/hazardouswaste/perchlorate](http://www.dtsc.ca.gov/hazardouswaste/perchlorate).


Matériau composé de perchlorate - Des consignes particulières de manipulation peuvent s'appliquer. Visiter le [www.dtsc.ca.gov/hazardouswaste/perchlorate](http://www.dtsc.ca.gov/hazardouswaste/perchlorate).

Duracell, a division of/une division de P&G, Bethel, CT 06801. Duracell, P&G Inc.  
PO Box 355/B.P. 355, Station A/succursale A, Toronto, Ontario, M5W 1C5 Canada.  
Contains batteries from foreign countries as marked on battery. Contient des piles provenant de pays étrangers, tel qu'indiqué sur la pile. Contiene pilas de distintos países, según se indica en la pila.


©2014 DURACELL [www.duracell.com](http://www.duracell.com)



Printed on Recycled Paperboard/  
Imprimé sur du carton recyclé/  
Fabricado en Papel Reciclado




No Mercury Added/  
Aucun mercure ajouté/  
Sin mercurio agregado



[www.pg.com](http://www.pg.com)  
96670639

525868102





A Duracell CR1632 battery package is shown held in a hand, providing a visual reference for its compact size. A ruler graphic indicates the package is approximately 3.6 inches (9 cm) long, highlighting the small form factor of the battery.

## 4. OPERATING INSTRUCTIONS

---

Duracell CR1632 batteries are designed for use in a variety of small electronic devices. Once correctly installed, the battery will provide power to the device. Common applications include:

- Car remotes and key fobs
- Watches
- Computer motherboards (CMOS batteries)
- Calculators
- PDAs and electronic organizers
- Garage door openers
- Toys and games
- Door chimes
- Pet collars
- LED lights
- Sporting goods (e.g., pedometers, calorie counters, stopwatches)
- Medical devices

## 5. MAINTENANCE

---

To ensure optimal performance and longevity of your Duracell CR1632 batteries:

- **Storage:** Store unused batteries in their original packaging in a cool, dry place, away from direct sunlight and extreme temperatures.
- **Handling:** Avoid touching the battery terminals with bare hands, as oils and dirt can affect conductivity. Do not short-circuit the battery.
- **Disposal:** Dispose of used batteries according to local regulations. Do not dispose of in household waste or fire.

## 6. TROUBLESHOOTING

---

If your device does not function after installing a new Duracell CR1632 battery:

- **Check Polarity:** Ensure the battery is inserted with the correct positive (+) and negative (-) orientation.
- **Verify Battery Condition:** Confirm that the battery is new and not depleted.
- **Inspect Contacts:** Check for any corrosion or debris on the device's battery contacts and clean if

necessary.

- **Consult Device Manual:** Refer to your device's instruction manual for specific troubleshooting steps or common issues.

## 7. SPECIFICATIONS

<b>Brand</b>	DURACELL
<b>Model Number</b>	CR1632
<b>Battery Cell Composition</b>	Lithium
<b>Voltage</b>	3 Volts
<b>Equivalent Models</b>	DL1632, BR1632, KL1632, L1632, ECR1632
<b>Number of Batteries</b>	2 (Lithium Metal batteries required)
<b>Unit Count</b>	2 Count

## 8. SAFETY INFORMATION

### **WARNING: Keep batteries away from children.**

Coin cell batteries can cause severe injury or death if swallowed. Ingestion may lead to serious injury or death. If swallowed, consult a physician or poison control center immediately. For information on treatment, call (202) 625-3333. Ingestion may lead to serious injury or death. Battery can explode or leak if heated, disassembled, shorted, recharged, exposed to fire or high temperature or inserted incorrectly.

- Do not recharge, disassemble, heat, or dispose of in fire.
- Do not carry loose batteries in your pocket or purse.
- Store batteries in a secure location out of reach of children and pets.



The reverse side of the Duracell CR1632 battery packaging displays important safety warnings in multiple languages (English, French, Spanish) regarding ingestion and proper handling. It also includes manufacturer details, customer service contact information (1-800-551-2355), and recycling symbols. The UPC barcode '0041333658728' is visible at the bottom.

## 9. WARRANTY AND SUPPORT

For product support or inquiries regarding Duracell CR1632 batteries, please contact Duracell Customer Service.

- **Manufacturer:** Duracell
- **Customer Service Number:** 1-800-551-2355 (9:00 AM-5:00 PM E.S.T.)
- **Online Information:** Visit the official [DURACELL Store](#) for more product details and support resources.