

PulseTech PRO-12-RP

PulseTech PRO-12-RP RediPulse12 Station Battery Maintenance System User Manual

Model: PRO-12-RP

1. INTRODUCTION

The PulseTech PRO-12-RP RediPulse12 Station Battery Maintenance System is designed to maintain up to twelve 12-volt lead-acid batteries, ensuring they remain fully charged and in optimal condition. This system utilizes patented Pulse Technology to prevent and reverse battery sulfation, extending battery life and maintaining peak performance. It is ideal for keeping new and lightly used batteries factory fresh during storage.



Figure 1: The PulseTech PRO-12-RP RediPulse12 Battery Maintenance System, showing the main unit with multiple battery leads connected.

2. IMPORTANT SAFETY INFORMATION

Read all instructions carefully before using the PulseTech PRO-12-RP. Failure to follow these safety guidelines may result in injury or damage to the product or property.

- **Risk of Explosive Gas:** Batteries generate explosive gases during normal operation. Ensure adequate ventilation when using the system.

- **Connection:** Connect and disconnect battery leads only when the supply cord is disconnected from the AC outlet.
- **Vehicle Use:** Do not install or use this product in vehicles.
- **Overcharging:** Do not overcharge batteries.
- **Smoking/Sparks:** Do not smoke or allow sparks or flames near the battery or the maintenance system.
- **Ventilation:** Always operate the system in a well-ventilated area.
- **Damaged Cords/Wires:** Do not use if the supply cord, output cords, or wires are damaged. Replace defective cords or wires immediately.
- **Battery Condition:** This unit is not designed for batteries below 11.5 volts or heavily sulfated batteries. Such batteries should be recharged with a standard charger first.

3. KEY FEATURES

- **Multi-Battery Maintenance:** Maintains up to twelve 12-volt lead-acid batteries simultaneously.
- **Continuous Low Amp Charge:** Provides a continuous low amperage charge to offset a battery's natural discharge rate, keeping batteries fully charged.
- **Patented Pulse Technology:** Reverses and prevents the buildup of lead-sulfate deposits on battery plates, which is a primary cause of battery failure. This technology extends battery life and ensures optimal performance.
- **Spark-Free Connection:** Engineered to prevent sparking between battery leads during connection.
- **Plug and Play Technology:** Designed for ease of use with simple connection procedures.
- **Audible Alarm:** An audible alarm sounds if a battery is connected improperly, providing immediate feedback for correct setup.
- **LED Indicators:** Individual LEDs for each battery connection indicate the condition of each battery, showing when it is charging or ready for use.

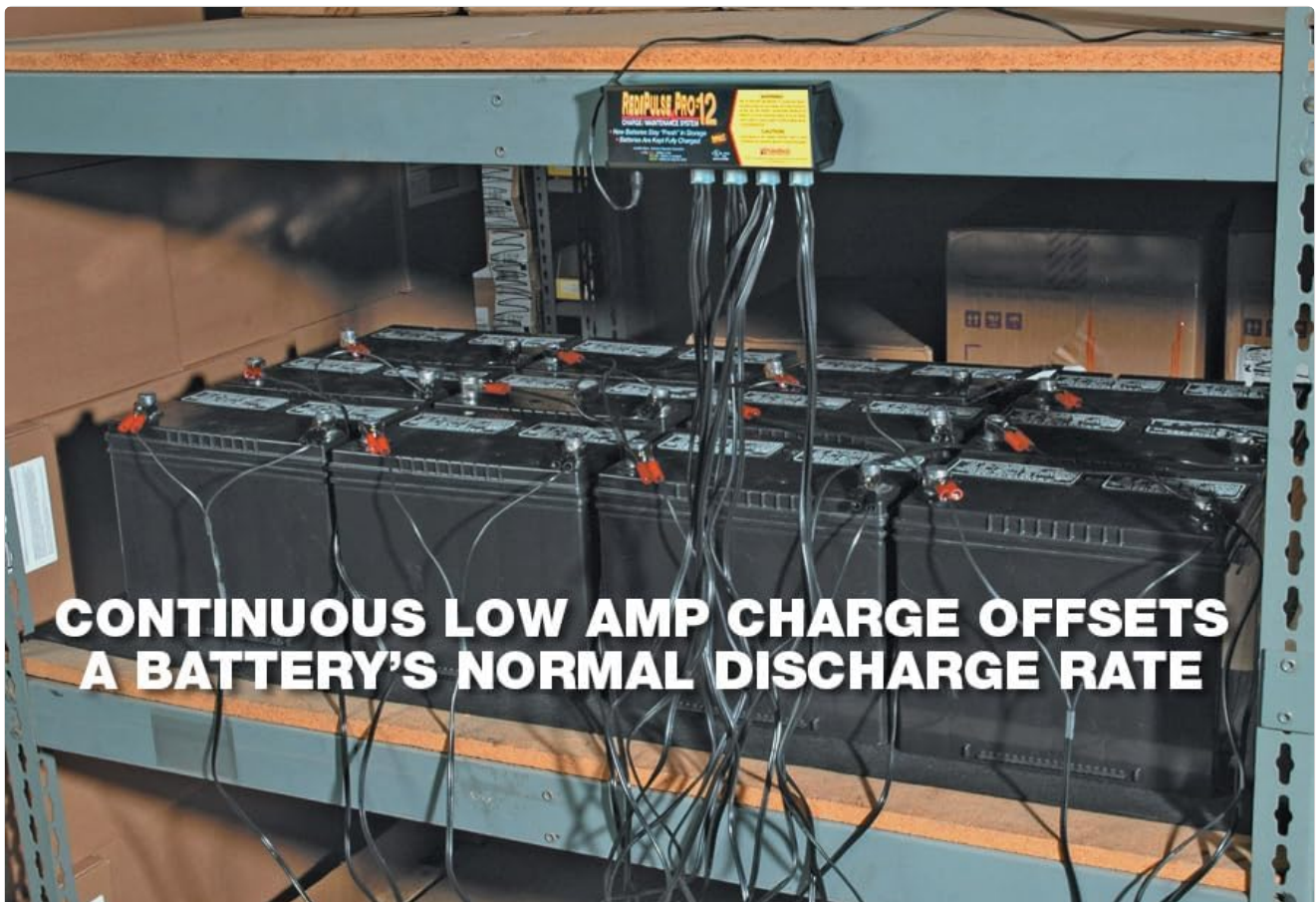


Figure 2: The RediPulse12 system connected to multiple 12-volt lead-acid batteries, demonstrating its capacity to maintain up to twelve batteries.

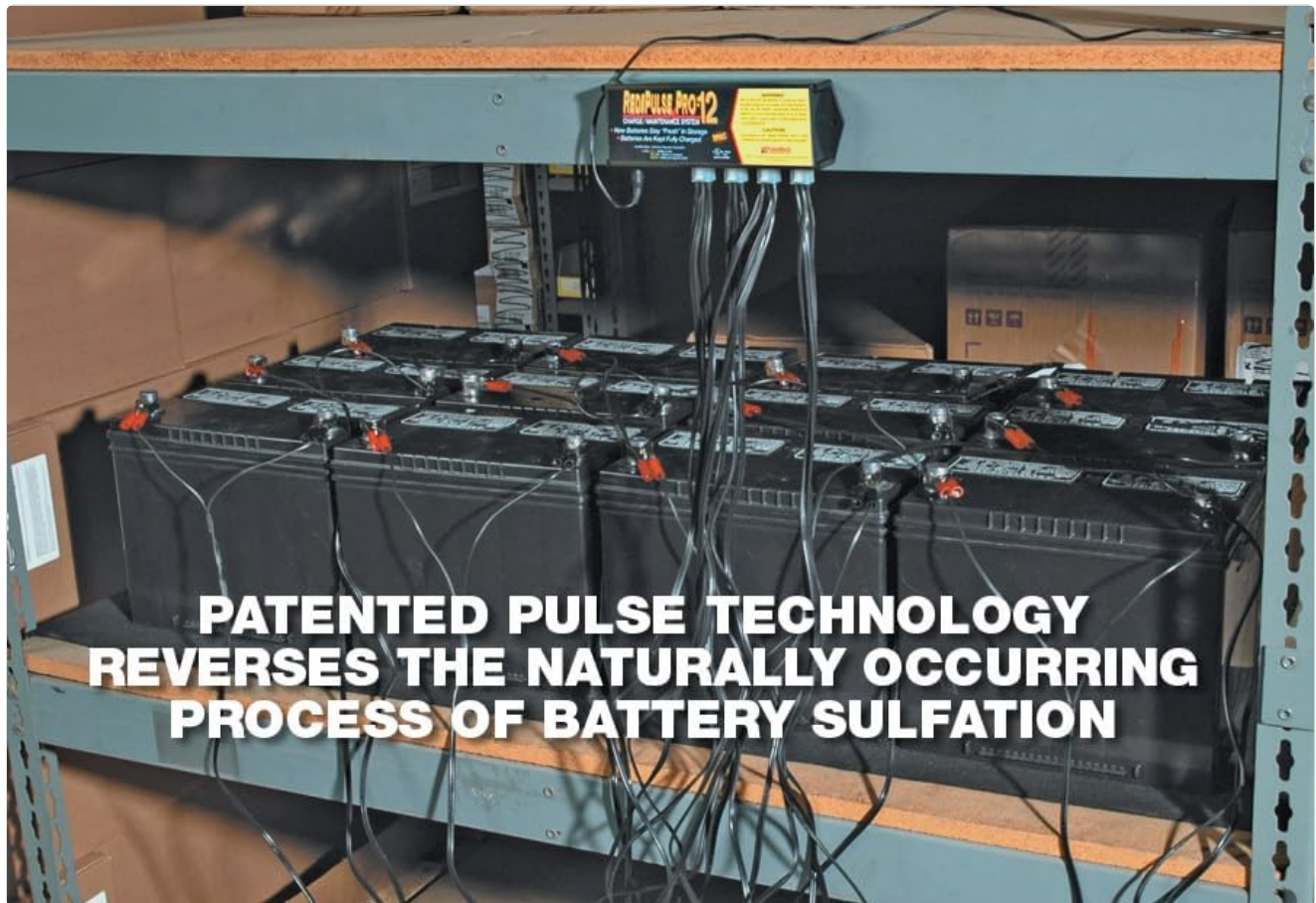


Figure 3: The RediPulse12 unit highlighting its user-friendly 'plug and play' design for easy setup and operation.



Figure 4: Close-up of the RediPulse12 showing the LED indicators, which provide visual feedback on the charge status of each

4. SETUP INSTRUCTIONS

Follow these steps to set up your PulseTech PRO-12-RP system:

1. **Placement:** Place the RediPulse12 unit in a dry, well-ventilated area, away from direct sunlight or heat sources. Ensure it is not installed in a vehicle.
2. **Battery Preparation:** Ensure the 12-volt lead-acid batteries you intend to maintain are clean and in good working order. For deeply discharged batteries (below 11.5 volts) or heavily sulfated batteries, it is recommended to fully charge them with a standard battery charger before connecting to the RediPulse12.
3. **Connect Battery Leads:** Connect the RediPulse12's output leads to the terminals of each battery. Ensure the red clamp connects to the positive (+) terminal and the black clamp connects to the negative (-) terminal. The system is designed to prevent sparking during connection.
4. **Verify Connection:** After connecting each battery, check the corresponding LED indicator on the RediPulse12 unit. If an audible alarm sounds, a battery is connected improperly. Disconnect the power cord from the AC outlet, correct the connection, and then reconnect the power.
5. **Power Connection:** Once all batteries are correctly connected, plug the AC power cord of the RediPulse12 unit into a standard 120V AC wall outlet.
6. **Operation Confirmation:** The LEDs for each connected battery should illuminate, indicating that the system is actively maintaining the batteries.

5. OPERATING INSTRUCTIONS

The PulseTech PRO-12-RP operates automatically once connected and powered. It provides continuous maintenance to keep your batteries in optimal condition.

- **Continuous Maintenance:** The system delivers a continuous low-amp charge to counteract the natural self-discharge of batteries, ensuring they remain fully charged over extended periods.
- **Pulse Technology:** The patented Pulse Technology works continuously to desulfate battery plates, which helps to restore and maintain the battery's ability to accept and store charge.
- **LED Indicators:** Each battery connection point has an LED. These LEDs provide visual feedback on the status of the individual battery. A lit LED indicates the battery is being maintained or is ready. Refer to the unit's label for specific LED meanings (e.g., "Battery is charging," "Battery is ready for use").
- **Audible Alarm:** If the system detects an improper connection (e.g., reverse polarity), an audible alarm will sound. Disconnect the unit from AC power, correct the battery connection, and then re-apply power.

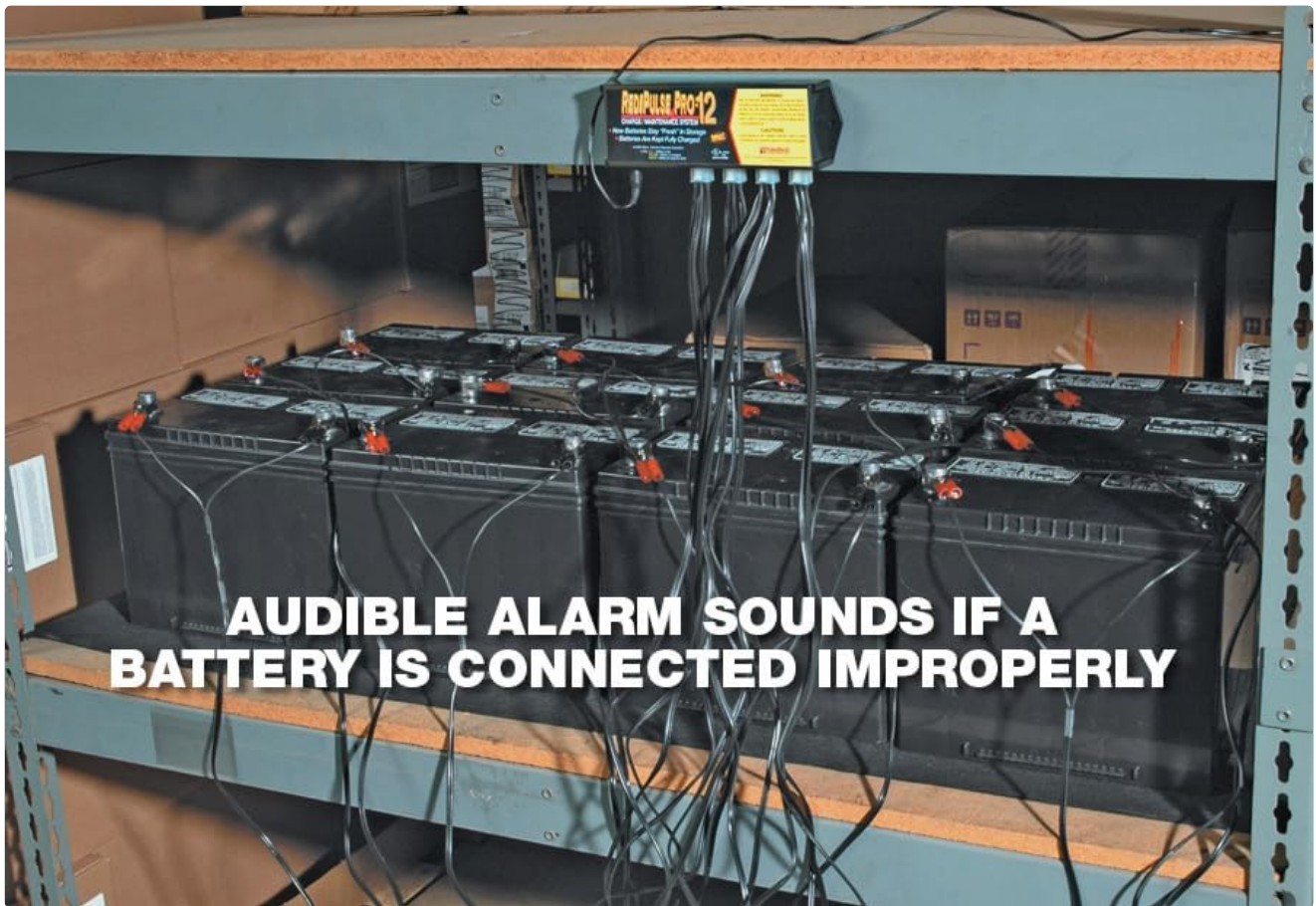


Figure 5: The RediPulse12 system actively maintaining batteries, illustrating the benefits of continuous low-amp charging and patented pulse technology for sulfation reversal.

6. MAINTENANCE

The PulseTech PRO-12-RP is designed for minimal maintenance. However, regular checks can ensure optimal performance and longevity of both the unit and your batteries.

- **Unit Cleaning:** Keep the unit clean and free from dust and debris. Use a dry cloth to wipe the exterior. Do not use liquid cleaners.
- **Cable Inspection:** Periodically inspect all cables and connectors for any signs of wear, damage, or corrosion. Replace any damaged components immediately.
- **Battery Inspection:** Regularly check the batteries being maintained. Ensure terminals are clean and free of corrosion. For flooded lead-acid batteries, check electrolyte levels and top up with distilled water if necessary, following battery manufacturer guidelines.
- **Ventilation:** Ensure the operating area remains well-ventilated to prevent the accumulation of explosive gases from batteries.

7. TROUBLESHOOTING

This section addresses common issues you might encounter with your RediPulse12 system.

Problem	Possible Cause	Solution
---------	----------------	----------

Problem	Possible Cause	Solution
No LEDs illuminate when connected to power and batteries.	<ul style="list-style-type: none">• No AC power.• Improper battery connection.• Faulty unit.	<ul style="list-style-type: none">• Check if the AC power cord is securely plugged into a live outlet.• Disconnect AC power, verify all battery connections (red to positive, black to negative), then reconnect AC power.• If the problem persists, contact PulseTech customer support.
Audible alarm sounds.	Improper battery connection (e.g., reverse polarity).	Disconnect AC power immediately. Correct the battery connection (red to positive, black to negative). Reconnect AC power.
Battery does not seem to be maintained or charged.	<ul style="list-style-type: none">• Battery is deeply discharged (below 11.5V).• Battery is heavily sulfated.• Battery is faulty.	<ul style="list-style-type: none">• The RediPulse12 is a maintenance system, not a primary charger for deeply discharged batteries. Use a standard charger to bring the battery above 11.5V before connecting to the RediPulse12.• Heavily sulfated batteries may require a dedicated desulfator or a full charge cycle with a standard charger first.• Test the battery with a battery tester. If faulty, replace the battery.

8. SPECIFICATIONS

Feature	Detail
Model Number	PRO-12-RP
Brand	PulseTech
Battery Compatibility	12-Volt Lead-Acid Batteries (VRLA, AGM, Gel, Flooded Cell)
Number of Batteries Maintained	Up to 12
Input Voltage	120V AC (Standard US Outlet)
Output Voltage	12 Volts DC
Output Current	Continuous Low Amp Charge
Technology	Patented Pulse Technology
Dimensions (L x W x H)	7.25 x 2.25 x 1 inches
Item Weight	0.01 ounces
Manufacturer	PulseTech






9. WARRANTY & SUPPORT


For warranty information and customer support regarding your PulseTech PRO-12-RP RediPulse12 Station Battery Maintenance System, please refer to the documentation included with your product or visit the official PulseTech website.

PulseTech Products is committed to providing high-quality battery maintenance solutions. For technical assistance, troubleshooting beyond this manual, or warranty claims, please contact PulseTech customer service directly. You can find more information and contact details on the [PulseTech Brand Store on Amazon](#) or their official company website.


© 2024 PulseTech Products. All rights reserved.

Related Documents - PRO-12-RP

	<p>PulseTech BSES Battery Service Equipment Set (746X100) - Comprehensive Battery Maintenance Solution</p> <p>Discover the PulseTech BSES Battery Service Equipment Set (Part # 746X100), a complete solution for battery recovery, recharge, diagnostics, and maintenance. Ideal for battery shops and fleet management, it includes smart chargers, maintainers, analyzers, and load testers for lead-acid batteries.</p>
	<p>PulseTech BMP-3 Kit: Extend Battery Life and ROI</p> <p>Discover the PulseTech BMP-3 Kit, a battery maintenance management program designed to recover, test, and charge 12-volt lead-acid batteries, extending their life by up to three times and improving return on investment.</p>
	<p>PulseTech Battery Maintenance Management Program Kit BMP-2: Fastest ROI</p> <p>Discover how the PulseTech Battery Maintenance Management Program Kit BMP-2 can help you recover up to 70% of your batteries, extending their life by up to three times and reducing costs. Learn about the SC-6 charger and 870PT tester.</p>
	<p>USMC Battery Maintenance Management Program (BMMP) Guide</p> <p>A comprehensive guide to the US Marine Corps Battery Maintenance Management Program (BMMP), detailing battery types, safety, diagnostics, maintenance, and PulseTech equipment for military applications.</p>
	<p>PulseTech Xtreme Charge XC400: 12V 4 Amp Battery Charger User Guide & Features</p> <p>Comprehensive guide to the PulseTech Xtreme Charge XC400, a 12V 4 Amp battery charger featuring patented Pulse Technology for conditioning and maintenance. Includes features, usage instructions, specifications, warranty information, and available accessories.</p>

	<p>U.S. Army Battery Maintenance Management Program (BMMP) Guide</p> <p>An overview of the U.S. Army Battery Maintenance Management Program (BMMP), detailing battery types, maintenance procedures, common failure causes, diagnostic tools, and charging solutions provided by PulseTech to enhance military readiness and reduce costs.</p>
--	--

Documents - PulseTech – PRO-12-RP




[\[pdf\]](#) User Manual Instructions

1364 pulsetech 746x915 pro 12 rp manual batterystuff files |||

Operating Instructions **PRO-12-RP** If you sell, inventory or service lead-acid batteries, you want the battery you take off the shelf to be as new as the day it was manufactured. However, batteries that sit idle continually discharge and are subject to a naturally occurring build-up of lead sulfate ...

lang:en score:45 filesize: 1.93 M page_count: 6 document date: 2019-08-22



[\[pdf\]](#) User Manual Instructions

Product Manual RediPulse 12 Station Battery Maintenance System PulseTech 746X915 MANUAL jun24
cdn shopify s files 1 0778 6017 6148 |||

Operating Instructions **PRO-12-RP** If you sell, inventory or service lead-acid batteries, you want the battery you take off the shelf to be as new as the day it was manufactured. However, batteries that sit idle continually discharge and are subject to a naturally occurring build-up of lead sulfate ...

lang:en score:36 filesize: 1.87 M page_count: 6 document date: 2024-06-18

[\[pdf\]](#) User Manual Instructions

1364 pulsetech 746x915 pro 12 rp manual Battery StuffLED lights indicate the status of individual batteries Important Safety Instructions 1 SAVE THESE INSTRUCTIONS This contains important safety and batterystuff files srsltid AfmBOooLKM7pHBc8h273gSVY7jxPNokLb5vGG0opb 9GYglgkazy8Dhf StuffOperating InstructionsLED 9GYglgkazy8Dhfbatterystuff AfmBOoq5ESm TsiwzAugYSP1 Qh68Jwntjk1D1QgSPqQMwL6HM6dd4kX InstructionsOperating

Qh68Jwntjk1D1QgSPqQMwL6HM6dd4kXbatterystuff

AfmBOooLdOY18Y3tzCR7sNDCVi1PI5Ej2KYSb2NtTVLM mYwC zpb6Ka zpb6Kabatterystuff

AfmBOooOOVYh eiOvuGp9KRnOYwR9uQqUFoYZMlCgXvzqW7PGBIn5qzW

eiOvuGp9KRnOYwR9uQqUFoYZMlCgXvzqW7PGBIn5qzWbatterystuff AfmBOopUP6npTo

MgsWlh8emU8z0XBYXBqjCPIDVjPQWVr4ikWLVNF0y

MgsWlh8emU8z0XBYXBqjCPIDVjPQWVr4ikWLVNF0ybatterystuff

AfmBOooW9nVPe1M9IIQ055zCAlloOE7my3oxNUm9Wfh6XSOB QWSMGNs QWSMGNsbatterystuff

AfmBOoq55qqqr6Ltp1uauFP4o5ZH5hnBUXyLe1W3ehu073zacXmTGEe7

AfmBOoq55qqqr6Ltp1uauFP4o5ZH5hnBUXyLe1W3ehu073zacXmTGEe7batterystuff

AfmBOoqjROuMEjTQ0b2SRx4TAUzQfodvCoV513zLcJqmXrT4baM4C RY RYbatterystuff

AfmBOorASVZZtCj5D P7pMZ 6cXBY8wKk9ORvcuULjOdwnrKN6se5xMv

AfmBOoqrHHEE6SYQMqq7C5uQ H 6nQn6iXYKGhTXRKwGXnSkdzJYzvpbatterystuff

and v1batterystuff 6cXBY8wKk9ORvcuULjOdwnrKN6se5xMvbatterystuff

AfmBOopc60uzu5tWdrSeZKT0q95zcgF G 2tAeXJl AjNNIRKglbJOiB AjNNIRKglbJOiBbatterystuff

AfmBOorTUgjZ6bYxQhJjSrOMZ3N1oDO6 HAHnOe9Ze5qYzMGESR6pn

HAHnOe9Ze5qYzMGESR6pnbatterystuff

AfmBOopg9TJFFgFLYduJ2r2eHoDnhmyraS3UveG3nXz28VAgVFRuNgll

AfmBOopg9TJFFgFLYduJ2r2eHoDnhmyraS3UveG3nXz28VAgVFRuNgllbatterystuff

AfmBOoqTeZxak3KaRirukQ0F3WRrBatOv7MPIHtWjbVaEpSYGQRZ DsO DsObatterystuff

AfmBOopFpzF26 1BIBG9oxZBqLqR3pepFlja1elbEFi7QF4N5HQHvIQb AfmBOorcws3U4Ts3zs30MQ

tFUk5M5pPYMfiw36I1uVYfFEzhKTFIT 7batterystuff

1BIBG9oxZBqLqR3pepFlja1elbEFi7QF4N5HQHvIQbbatterystuff

AfmBOooAVSSTm20z91eGyXbh5ncMpkTDckqxX5 RfxRpWhKdJ4vnlp2Y Stuff Operating LED and v1

batterystuff 6nQn6iXYKGhTXRKwGXnSkdzJYzvp 7 AfmBOopLRmj9JuRlyThGylAOKWq XwM7r0QY

NPGbCHcEu6aWllxbbe8 RfxRpWhKdJ4vnlp2Ybatterystuff NPGbCHcEu6aWllxbbe8batterystuff

AfmBOoqNwfFQOQm3GTm9iElFWoe31srr SwZUx6sBd Ds0MSHtB7mXi9

AfmBOoqFm0YsCASVa3futrUu20EcVMv zW1z6Xii1kQoBx0Rs7flgO0lbatterystuff

Ds0MSHtB7mXi9batterystuff AfmBOoqrVBx 1GUCngmU9sX0gGgRp ea1vaNjpilfLEKLSSJkVKsL9X4

ea1vaNjpilfLEKLSSJkVKsL9X4batterystuff AfmBOoq4eKd7 rWmLRp 9F lwWd7ozOoLzB3GN49Y0vW

kZqyG1OTCBD AfmBOopmBn UfK dq22IxoGTt8skwDoAnlrkx hScU1pQAoY5C1zn0jCbatterystuff

kZqyG1OTCBDbatterystuff AfmBOopbo9 1ZWdKkwPvKsT1wPkpZz8ls2cmAaoVN2Xn4ppHFbs8otaW


1ZWdKkwPvKsT1wPkpZz8ls2cmAaoVN2Xn4ppHFbs8otaWbatterystuff

AfmBOoqh5orueACwp7dtXNF3SXzKKZ3TOeIL6F6cy wApQCxt0RsJWyx AfmBOopTa8IKS5POFZIF9t

FPTu5Kyic5jbUKFZc12cf4s QZ N9J7zxbatterystuff |||

Operating Instructions **PRO-12-RP** If you sell, inventory or service lead-acid batteries, you want the battery you take off the shelf to be as new as the day it was manufactured. However, batteries that sit idle continually discharge and are subject to a naturally occurring build-up of lead sulfate ...

lang:en score:34 filesize: 1.93 M page_count: 6 document date: 2019-08-22





[pdf] Installation Guide Specifications

Specification Sheet PRO 12 RP 746x915 PulseTech 12v Bank RediPulse Battery Maintenance System
BatteryStuff 1364 pulsetech pro rp specifcation sheet batterystuff files |||

PRO-12-RP 12-Station Battery Maintenance System Part #: 746X915 Model #: **PRO-12-RP** Maintains as many as twelve 12-Volt lead-acid batteries Continuous low amp charge offsets a battery s normal discharge rate Patented Pulse Technology reverses the naturally occurring process of battery sulfation ...

lang:en score:31 filesize: 223.88 K page_count: 1 document date: 2021-06-18



[pdf] Borchure

Battery Management Program PulseTech BMP info brochure specialized net media wysiwyg Specialized brand pulsetech

Battery Management Program Stop Throwing Dead Batteries Away Sulfation buildup kills batteries. It ... -PT or 390PT Tester. Ensure batteries are ready to go back into stock. Then maintain in shop with a **PRO-12-RP** Maintenance System. Maintain new and restored batteries in peak condition until they are n...

lang:en score:26 filesize: 571.48 K page_count: 4 document date: 2015-04-23




[pdf] Catalog

Download 2023 PulseTech Catalog12V Dump Trailer Battery Charging Systems Premium Supply2023

Pulsetech catalogcdn shopify s files 1 0849 5566 catalog v 1705625146 |||

GENERAL PRODUCT CATALOG PULSETECH PRODUCTS DIAG PulseTech Products Battery Recovery, Charging, Maintenance and Testing Equipment Diagnose 777P-PT 390PT NOSE C Correct ORRECT PR TRAINING E V E N T / M I T I G A T E SC-12 SC-6 SC-2 XCR Prevent/ Mitigate Quadlink XC400 **PRO-12-RP** B-R...

lang:en score:25 filesize: 11.57 M page_count: 16 document date: 2023-08-09




[pdf]

Construction Counter Trifold Distributor Trifolds PulseTech v4 1 v 1691162018 cdn shopify s files 0778 6017 6148 |||

Use the power of the sun to insure equipment or vehicle sustainability. PulseTech Performance and B ... : 777P-PT Recovery Chargers Maintain Batteries In Your Shop Maintain Batteries In Your Vehicles **PRO-12-RP**, 12-Station Battery Maintenance System Don t let new or used batteries discharge before yo...

lang:en score:25 filesize: 3.04 M page_count: 2 document date: 2021-12-02



[pdf] Flyer

BMP Trifold Distributor Trifolds PulseTech TrifoldFlyer Aug2019 v 1691162019 cdn shopify s files 1 0778 6017 6148 |||

p to Pulse Technology Battery sulfation is a wasting disease that kills 80 of batteries worldwide. ... s Discarded Recovery Battery Battery Kit Each Month Charger Maintainer Tester BMP-1 50 SC-12 **PRO-12-RP** 777P-PT BMP-2 25-50 SC-6 **PRO-12-RP** 390PT BMP-3 1-25 SC-2 **PRO-12-RP** 390PT The Battery ...

lang:en score:24 filesize: 3.1 M page_count: 2 document date: 2019-08-26




[pdf]

PulseTech AgriFarm Counter Display Agriculture Marketing Materials v4 v 1714776398 cdn shopify s files 1 0778 6017 6148 |||

PULSETECH PRODUCTS KEEP BATTERIES FULLY CHARGED AND READY TO WORK Whether you are battling battery ... time Part No: 745X814 Model: SC-2 Recover 2 batteries at a time Maintain Batteries In Your Shop **PRO-12-RP**, 12-Station Battery Maintenance System Don t let new or used batteries discharge before yo...

lang:en score:24 filesize: 2.41 M page_count: 2 document date: 2024-05-03



[pdf] Borchure

PulseTech AgriFarm Counter Trifold Brochure Agriculture Marketing Materials v3 v 1715085486 cdn shopify s files 1 0778 6017 6148 |||

Use the power of the sun to insure equipment or vehicle sustainability. PulseTech Performance and B ... 390 Model: 390PT Part No: 741X777 Model: 777P-PT Recovery Chargers Maintain Batteries In Your Shop **PRO-12-RP** 12-Station Battery Maintenance System Don t let new or used batteries discharge before you...

lang:en score:24 filesize: 3.13 M page_count: 2 document date: 2024-05-06



[pdf]

Emergency Vehicle Trifold Distributor Trifolds PulseTech EmergencyVehicleTrifold May19 v 1691162019 cdn shopify s files 1 0778 6017 6148 |||

Battery Management Kits Recover, Reuse and Reduce Our BMP Kits allow you to set up a battery testi ... s Discarded Recovery Battery Battery Kit Each Month Charger Maintainer Tester BMP-1 50 SC-12 **PRO-12-RP** 777P-PT BMP-2 25-50 SC-6 **PRO-12-RP** 390PT BMP-3 1-25 SC-2 **PRO-12-RP** 390PT 777P-PT BMP...

lang:en score:24 filesize: 3.71 M page_count: 2 document date: 2019-05-16



[pdf]

Natural Disaster Trifold Distributor Trifolds PulseTech Expo URLs v2 v 1691162054 cdn shopify s files 1 0778 6017 6148 |||

Battery Management Kits Recover, Reuse and Reduce Our BMP Kits allow you to set up a battery testing ... rded Recovery Battery Battery Kit Each Month Charger Maintainer Tester BMP-1 746X201 50 SC-12 **PRO-12-RP** 777P-PT BMP-2 746X202 25-50 SC-6 **PRO-12-RP** 390PT BMP-3 746X203 XC400 1-25 SC-2 777P...

lang:en score:24 filesize: 1.56 M page_count: 2 document date: 2023-02-14



[pdf]

PulseTech Just Drive Display Insert Over the Road Marketing Materials v3 v 1714566342 cdn shopify s files 1 0778 6017 6148 |||

Just Drive Start your vehicle the first time, every time and remove all battery worries from the eq ... time Part No: 745X814 Model: SC-2 Recover 2 batteries at a time Maintain Batteries In Your Shop **PRO-12-RP**, 12-Station Battery Maintenance System Don t let new or used batteries discharge before yo...

lang:en score:24 filesize: 4.59 M page_count: 2 document date: 2024-04-30



[pdf] Borchure

Distributor Counter Display Over the Road Marketing Materials PulseTech Rev6 v 1691162017 cdn shopify s files 1 0778 6017 6148 |||

To reorder PulseTech trifold brochures, go to www.pulsetech.net or call 800-580-7554 Just Drive St ... 7P-PT Recovery Chargers SC-2 Maintain Batteries In Your Shop Maintain Batteries In Your Vehicles **PRO-12-RP**, 12-Station SP-12 Battery Maintenance System Don t let new or used batteries discharge be...

lang:en score:23 filesize: 2.07 M page_count: 2 document date: 2019-12-05



[pdf] Borchure

PulseTech Natural Disaster Trifold Brochure Disaster TrifoldNatural Marketing Materials PulseTechPPC Expo trifold v4acd cdn shopify s files 1 0778 6017 6148 PPC v4a v 1713816419 |||

Battery Management Kits Recover, Reuse and Reduce Our BMP Kits allow you to set up a battery testing ... ded Recovery Battery Battery Kit Each Month Charger Maintainer Tester BMP-1 746X201 50 SC-12 **PRO-12-RP** 777P-PT BMP-2 746X202 25-50 SC-6 **PRO-12-RP** 390PT BMP-3 746X203 1-25 SC-2 **PRO-12-RP**...

lang:en score:23 filesize: 4.79 M page_count: 2 document date: 2024-04-22



[pdf] Installation Guide Datasheet

PRO 12 RP Station Battery Maintenance System 746X915Product Datasheets PulseTech746X915

DATASHEETcdn shopify s files 1 0778 6017 6148 746X915 DATASHEET |||


PRO-12-RP 12-Station Battery Maintenance System Part #: 746X915 Model #:**PRO-**

12-RP Maintains as many as twelve 12-Volt lead-acid batteries Continuous low amp

charge offsets a battery s normal discharge rate Patented Pulse Technology reverses

the naturally occurring process of battery sulfation ...

lang:en score:23 filesize: 540.49 K page_count: 1 document date: 2023-08-10



[pdf] Installation Guide

RV Market Trifold Distributor Trifolds PulseTech PPC v 1691162047 cdn shopify s files 1 0778 6017 6148

|||

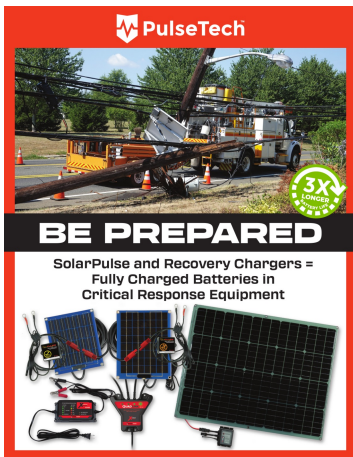
Use the Power of the Sun to Extend the Life and Power of Your Batteries Our

SolarPulse solar charge ... echnology solves your sulfation issues. Part No: 100X500

Model: XCR Maintain Batteries In Your Shop **PRO-12-RP**, 12-Station Battery

Maintenance System Even new batteries discharge while waiting to be in...

lang:en score:23 filesize: 479.92 K page_count: 2 document date: 2020-01-02



[pdf]

PulseTech Natural Disaster Preparedness Counter Display DisplayNatural Marketing Materials

PulseTechNatDisaster v4acdn shopify s files 1 0778 6017 6148 NatDisaster v4a v 1713791445 |||

BE PREPARED SolarPulse and Recovery Chargers = Fully Charged Batteries in

Critical Response Equipmen ... Kit BMP-1 746X201 Batteries Discarded Each Month

50 Recovery Charger SC-12 Battery Maintainer **PRO-12-RP** BMP-2 746X202 25-50

SC-6 **PRO-12-RP** BMP-3 746X203 1-25 SC-2 **PRO-12-RP** Battery ...

lang:en score:22 filesize: 10.35 M page_count: 2 document date: 2024-04-20

10 REASONS TO BUY PULSTECH'S NEW 870PT DIGITAL BATTERY TESTER & ANALYZER

1. **Comprehensive Testing for 8V/12V batteries and 12V/24V systems.**
2. **Instant Test Results** with a built-in thermal printer.
3. **PC Connectivity** for easy data transfer and analysis via USB.
4. **Portable & Durable**, ideal for shop or field use.
5. **Clear Digital Display** for quick and easy reading.
6. **Accurate Battery Health Monitoring** for precise diagnostics.
7. **Simple Operation** with a user-friendly interface.
8. **Multiple Battery Type Compatibility** for various applications.
9. **Temperature Resilience** works in a wide range of conditions.
10. **Tests Cranking & Charging Systems** to ensure full system function.



The **870PT Digital Battery Tester & Analyzer** by **PulseTech** delivers fast, reliable battery diagnostics with clear, easy-to-read results. Its durable design and intuitive operation make it a **dependable tool** for both professional and everyday use.

Come visit us at:



TEST, RECOVER, AND RECHARGE WEAK BATTERIES...
with the Battery Management Program Kit.

 **PulseTech** 800-580-7554 www.pulsetech.com

PulseTech
Products Corporation

FALL 2012

Battery Charging and Maintenance



[\[pdf\]](#)

PulseTech newsletter DAGJtpsOuJ4 BADtE7v01Is 0 Michael Taplin April 2025 Newsletters Marketing

Newsletter v3 v 1743964727 cdn shopify s files 1 0778 6017 6148 |||

10 REASONS TO BUY PULSTECH S NEW 870PT DIGITAL BATTERY TESTER
ANALYZER 1. Comprehensive Testing fo ... , TX TEST, RECOVER, AND
RECHARGE WEAK BATTERIES... with the Battery Management Program Kit. SC-12
PRO-12-RP 870PT 800-580-7554 www.pulsetech.com ...

lang:en score:20 filesize: 2.25 M page_count: 1 document date: 2025-03-27

[\[pdf\]](#) Catalog

PulsetechCatalog 17715626206919666413 cdn shopify s files 1 0071 3422 |||

12V Battery Recovery Charger 12/24/36/48V Battery Maintainers 6/12V Battery
Testers and Analyzers ... ar Battery Charger Maintainer..... 89.95 8 sales
pulsetech.net www.pulsetech.net 800-580-7554 **PRO-12-RP** 12-Station Battery
Maintenance System All batteries, even new batteries, are subject to a ...
lang:en score:17 filesize: 6.1 M page_count: 16 document date: 2014-10-06


**Battery Recovery, Charging
and Maintenance Products**

We're often asked why our chargers are different from other chargers on the market. It's easy – our patented Pulse Technology is included in all of our products and removes additional sulfates from the battery plates, while preventing new ones from forming. Charging with our Pulse Technology provides an average 1-2% life increase.

Pulse Technology uses proprietary algorithms combined with microprocessor control technology to automatically determine the precise charge time to our standards, know when to safely start and stop the charging process. There is no danger of overcharging and batteries can even be left unattended for weeks at a time.

Pulse Technology uses high frequency conditioning pulses on a second circuit in attack and removes sulfates on the battery plates. This allows the battery to hold more energy, recharge faster and last up to three times longer!

You get what you pay for - don't be fooled by cheap imitations.



Chargers and Maintainers



**Xtreme Charge®
Battery Charger
and Maintainer**

XC400 Xtronic Charge battery charges on land and in the water. It charges extending battery life with desulfation. It works automatically, selecting fuse-protected and spike proof, and



Channel Battery
arger Multiplier

link turns a single maintenance check into three. Connect the QuadLink to any one restraint and enable maintenance for batteries or for separate vehicles.



PRO-12-RP
12-Station Battery
Maintenance System

Keep as many as 12 stored 12-volt lead acid batteries fully charged at 'factory-fresh' condition until you're to use them. LEDs indicate the state of each battery.

Part No. **7950915** Model: **PRO-1**



...a Top 10 Product

live Engineering
the PowerPulse is
specially for frequently-charged 12-v
performance enhancing device that helps
longer and provide maximum perform

www.gulfadtech.net (800) 580-7554

[\[pdf\]](#) Flyer

Product Overview Distributor Marketing Materials PulseTech PPC Products Sales Flyer May23 v2cdn

shopify s files 1 0778 6017 6148 PPC v2 v 1691162057 ||

Chargers and Maintainers Battery Recovery, Charging and Maintenance Products We
re often asked how ... ur individual batteries or four separate vehicles with one
charger. Part No: 100X004 Model: XC-QL4 **PRO-12-RP** 12-Station Battery
Maintenance System Keep as many as 12 stored 12-Volt lead-acid batterie...
lang:en score:17 filesize: 2.29 M page count: 3 document date: 2023-05-22


PulseTech

FASTEST ROI*

Recover up to 70% of your batteries

Battery Maintenance

Management Programs Kits

Recover Batteries Thought to be Beyond Repair

Model # BMB-1 Part #: 7465-202

Model # BMB-3 Part #: 7465-203



CHARGING AHEAD

The Battery Maintenance Management Programs Kits are the simplest and most effective way to recover your batteries. They are designed to be used by anyone, even those with no technical background. The kits are easy to use and can be used on a wide range of batteries, including lead-acid, nickel-cadmium, and nickel-metal hydride. The kits are designed to be used on batteries that are thought to be beyond repair. The kits can recover up to 70% of the capacity of these batteries, which can save you a lot of money. The kits are also designed to be used on batteries that are old or damaged. The kits can extend the life of these batteries, which can also save you a lot of money.

There are many reasons why you should use the Battery Maintenance Management Programs Kits. First, they are the simplest and most effective way to recover your batteries. They are designed to be used by anyone, even those with no technical background. The kits are easy to use and can be used on a wide range of batteries, including lead-acid, nickel-cadmium, and nickel-metal hydride. The kits are designed to be used on batteries that are thought to be beyond repair. The kits can recover up to 70% of the capacity of these batteries, which can save you a lot of money. The kits are also designed to be used on batteries that are old or damaged. The kits can extend the life of these batteries, which can also save you a lot of money.

80-16, 16-Station 12V Battery Recovery Charger

The 80-16, 16-Station 12V Battery Recovery Charger is a powerful and efficient charger that can recover up to 16 batteries at the same time. It is designed to be used on a wide range of batteries, including lead-acid, nickel-cadmium, and nickel-metal hydride. The charger is easy to use and can be used by anyone, even those with no technical background. The charger is designed to be used on batteries that are thought to be beyond repair. The charger can recover up to 70% of the capacity of these batteries, which can save you a lot of money. The charger is also designed to be used on batteries that are old or damaged. The charger can extend the life of these batteries, which can also save you a lot of money.

80-6, Six Station 12V Battery Recovery Charger

The 80-6, Six Station 12V Battery Recovery Charger is a powerful and efficient charger that can recover up to 6 batteries at the same time. It is designed to be used on a wide range of batteries, including lead-acid, nickel-cadmium, and nickel-metal hydride. The charger is easy to use and can be used by anyone, even those with no technical background. The charger is designed to be used on batteries that are thought to be beyond repair. The charger can recover up to 70% of the capacity of these batteries, which can save you a lot of money. The charger is also designed to be used on batteries that are old or damaged. The charger can extend the life of these batteries, which can also save you a lot of money.

80-6, Six Station 6V Battery Recovery Charger

The 80-6, Six Station 6V Battery Recovery Charger is a powerful and efficient charger that can recover up to 6 batteries at the same time. It is designed to be used on a wide range of batteries, including lead-acid, nickel-cadmium, and nickel-metal hydride. The charger is easy to use and can be used by anyone, even those with no technical background. The charger is designed to be used on batteries that are thought to be beyond repair. The charger can recover up to 70% of the capacity of these batteries, which can save you a lot of money. The charger is also designed to be used on batteries that are old or damaged. The charger can extend the life of these batteries, which can also save you a lot of money.

80-6, Two-Station 12V Battery Recovery Charger

The 80-6, Two-Station 12V Battery Recovery Charger is a powerful and efficient charger that can recover up to 2 batteries at the same time. It is designed to be used on a wide range of batteries, including lead-acid, nickel-cadmium, and nickel-metal hydride. The charger is easy to use and can be used by anyone, even those with no technical background. The charger is designed to be used on batteries that are thought to be beyond repair. The charger can recover up to 70% of the capacity of these batteries, which can save you a lot of money. The charger is also designed to be used on batteries that are old or damaged. The charger can extend the life of these batteries, which can also save you a lot of money.

- Over 40 years of expert battery maintenance
- 100% safe, safe and reliable
- Recover up to 70% of spent batteries
- Proven Pulse Tech Technology extends battery life by up to three times
- Environmentally friendly
- Reduced hazardous waste generation
- 1-year warranty and 24-hour help
- Reduce the number of batteries purchased







www.pulsetech.com 800-580-7654

[illegible][illegible]

[\[pdf\]](#) Datasheet

BMP 1 2 and 3 Battery Management Kits 746X201 746X202 746X203Product Datasheets

PulseTech746x201 x202 x203Kits Datasheet v6cdn shopify s files 0778 6017 6148 746x201 v6 v

1751291355 |||

FASTEST ROI* Recover up to 70 of your batteries *Return on Investment Battery Maintenance Managem ... each battery, for ease of monitoring. One-year limited warranty. BMP-2 KIT Part# 746X202 SC-6 **PRO-12-RP** 870PT www.pulsetech.com 800-580-7554 BMP-1 KIT Part# 746X201 SC-12 **PRO-12-RP** 870PT...

lang:en score:15 filesize: 1.1 M page_count: 2 document date: 2025-06-29

[\[pdf\]](#) Datasheet

Product DatasheetBattery Management Program Kit 1 PulseTech746x201 x202 x203Kits Datasheet

v5cdn.shopify.s/files/0778/6017/6148/746x201/v5/v1743190194/|||

FASTEST ROI* Recover up to 70 of your batteries *Return on Investment Battery Maintenance Managem ... each battery, for ease of monitoring. One-year limited warranty. BMP-2 KIT Part# 746X202 SC-6 **PRO-12-RP** 390PT www.pulsetech.com 800-580-7554 BMP-1 KIT Part# 746X201 SC-12 **PRO-12-RP** 870PT...

lang:en score:15 filesize: 1.11 M page_count: 2 document date: 2025-03-28

[\[pdf\]](#)

PulseTech Battery Maintenance Management Program Kits SP BMP 2 Kit Fosco Connect 3 v

1661540976 cdn shopify s files 1 1026 4509 |||

Battery Maintenance Management Program Kits Recovery Batteries Though to be Beyond Repair Part #: 74 ... Reduce the number of batteries purchased BMP-1 KIT 746X201 comes with: SC-12 Recovery Charger **PRO-12-RP** Battery Maintainer 777P-PT Battery Analyzer SC-12, 12-Station 12V Battery Recovery Charg...

lang:en score:13 filesize: 502.91 K page_count: 2 document date: 2022-08-26