

HTC HTC One M8 Developer Gunmetal

HTC One M8 Developer Edition User Manual

Model: HTC One M8 Developer Gunmetal

Brand: HTC

INTRODUCTION

Welcome to the user manual for your HTC One M8 Developer Edition. This guide provides essential information on setting up, operating, maintaining, and troubleshooting your device. The HTC One M8 is a high-performance smartphone featuring a 5.0-inch display, HTC UltraPixel camera, and powered by Android 4.4.2 (KitKat). This Developer Edition is factory unlocked, offering flexibility with various GSM carriers.





Figure 1: Front view of the HTC One M8 Developer Edition, showcasing its vibrant display and sleek design.

WHAT'S IN THE BOX

Upon unboxing your HTC One M8 Developer Edition, please verify that all standard components are present. Contents may vary slightly based on region or retailer.

- HTC One M8 Developer Edition Smartphone
- USB Sync/Charge Cable
- Wall Charger Adapter
- SIM Ejector Tool
- Quick Start Guide (physical or digital)

SETUP

1. Inserting the SIM Card

1. Locate the SIM card tray on the side of the device.
2. Insert the SIM ejector tool into the small hole next to the tray to open it.
3. Place your Nano-SIM card into the tray with the gold contacts facing down.

4. Gently push the tray back into the slot until it clicks into place.

2. Initial Power On and Setup Wizard

1. Press and hold the Power button (located on the top edge) until the HTC logo appears.
2. Follow the on-screen prompts to complete the initial setup, including language selection, Wi-Fi connection, Google account setup, and data transfer options.



Figure 2: Multiple views of the HTC One M8, highlighting its slim profile and metallic finish.

OPERATING YOUR DEVICE

Display and Navigation

The HTC One M8 features a 5.0-inch Full HD (1920 x 1080) display, offering clear and vibrant visuals. Navigation is primarily touch-based, with on-screen buttons for Home, Back, and Recent Apps. Swipe down from the top of the screen to access the notification panel and quick settings.

Camera

Equipped with an HTC UltraPixel camera, the device is designed for enhanced low-light performance and faster capture. It records Full HD 1080p video. The Duo Camera setup allows for advanced depth effects and post-capture editing features like UFocus.





Figure 3: Rear view of the HTC One M8, highlighting the UltraPixel camera and dual-LED flash.

Audio

The HTC One M8 incorporates BoomSound front-facing stereo speakers, delivering rich and immersive audio quality for media playback and calls.

Performance and Operating System

The device runs on Android 4.4.2 (KitKat) and is powered by a 2.3 GHz processor with 2 GB of RAM, ensuring smooth multitasking and application performance. The HTC Sense user interface provides a streamlined and intuitive experience.

Battery Life

The HTC One M8 is equipped with a 2600 mAh battery. Through optimized hardware and software, the device offers extended battery life for daily usage, including web browsing, media consumption, and communication.

Connectivity

This factory unlocked device supports GSM carriers such as AT&T and T-Mobile, and is compatible with GSM SIM cards from various prepaid carriers. It will not function with CDMA carriers like Sprint, Verizon, Boost, or Virgin. The phone also supports Wi-Fi connectivity for internet access.





Carrier	Carrier Voice Data/3G Frequency	Carrier 4G/LTE Frequency Bands
 at&t	850/1900	2, 4, 5, 17
 T-Mobile	1900/1700/2100	2, 4
 verizon	Not Compatible with this phone	Not Compatible with this phone
 Sprint	Not Compatible with this phone	Not Compatible with this phone
*Some of the frequency/compatibility information may change or differ by device, please contact your carrier to verify.		

Figure 4: Carrier compatibility chart for the HTC One M8, indicating supported GSM networks and incompatible CDMA networks.

MAINTENANCE

Cleaning Your Device

To clean your HTC One M8, use a soft, lint-free cloth. For stubborn smudges, slightly dampen the cloth with water. Avoid using harsh chemicals, abrasive cleaners, or compressed air, as these can damage the device's finish or internal components.

Battery Care

To maximize battery lifespan, avoid extreme temperatures. It is recommended to keep the battery charge between 20% and 80% for optimal long-term health. Use only the provided or certified charging accessories.

Software Updates

Regularly check for and install software updates. These updates often include performance improvements, security patches, and new features. You can check for updates in the device's Settings menu under 'About phone' or 'Software updates'.

TROUBLESHOOTING

Common Issues and Solutions

- **Device Freezing or Unresponsive:** Press and hold the Power button for about 10-15 seconds to force a restart. If the issue persists, try a factory reset (back up data first).
- **Battery Draining Quickly:** Check background app usage in Settings > Battery. Reduce screen brightness, disable unnecessary features like GPS or Wi-Fi when not in use, and ensure all apps are updated.
- **Connectivity Problems (Wi-Fi/Cellular):** Toggle Wi-Fi or Mobile Data off and on. Restart the device. For cellular issues, ensure your SIM card is properly inserted and your plan is active. Verify carrier compatibility (refer to Figure 4).
- **Apps Crashing:** Clear the cache and data for the problematic app in Settings > Apps. If the issue continues, uninstall and reinstall the app. Ensure the device's operating system is up to date.

SPECIFICATIONS

Feature	Specification
Product Dimensions	2.78 x 0.37 x 5.76 inches
Item Weight	5.6 ounces
Operating System	Android 4.4.2 (KitKat)
Display Size	5.0 Inches
Resolution	1920 x 1080 pixels
Processor Speed	2.3 GHz
RAM Memory Installed Size	2 GB
Memory Storage Capacity	32 GB
Camera Features	HTC UltraPixel, 5 MP, captures Full HD 1080p video

Wireless Communication Technologies	Cellular (GSM), Wi-Fi
Audio Jack	3.5 mm
Form Factor	Bar
Color	Grey (Gunmetal Grey)

WARRANTY AND SUPPORT

US Warranty Information

The HTC One M8 Developer Edition comes with a US Warranty. For specific terms and conditions, including coverage details and duration, please refer to the warranty card included with your product or visit the official HTC support website.

Customer Support

For technical assistance, troubleshooting beyond this manual, or warranty claims, please contact HTC customer support. You can find contact information and additional resources, including a downloadable PDF user manual, on the official HTC website. The PDF user manual can be accessed via this link: [HTC One M8 User Manual \(PDF\)](#).