

## Mega Brands 6867

# Mega Bloks Call Of Duty SAM Turret Instruction Manual

Brand: Mega Brands | Model: 6867

## INTRODUCTION

Welcome to your Mega Bloks Call Of Duty SAM Turret construction set. This manual provides detailed instructions for assembling and operating your model. Please read through all steps carefully before beginning construction.

## PACKAGE CONTENTS

Your Mega Bloks Call Of Duty SAM Turret set includes the following components:

- Buildable sandbag firebase
- Removable combat vest
- Artillery piece
- Two ammo pouches
- Buildable, rotating missile turret
- Eight SAMs (Surface-to-Air Missiles)
- One micro action figure with tactical vest, backpack, and assault rifle
- Total of 91 pieces



This image displays the packaging for the Mega Bloks Call Of Duty SAM Turret set, illustrating the assembled model and the included micro action figure.

## ASSEMBLY INSTRUCTIONS

Follow these steps to construct your Mega Bloks Call Of Duty SAM Turret. Refer to the included instruction booklet for detailed diagrams.

1. **Unpack Components:** Carefully open the packaging and sort all 91 pieces. Ensure all parts are present before beginning assembly.
2. **Build the Base:** Start by constructing the sandbag firebase. Connect the baseplate pieces and attach the sandbag elements as shown in the diagrams.
3. **Assemble the Turret Base:** Construct the tripod base for the SAM turret. Ensure the legs are securely attached and can support the turret mechanism.
4. **Construct the Missile Launcher:** Assemble the main missile launcher unit, including the two missile pods and the eight SAMs. Attach the SAMs firmly into their designated slots.
5. **Attach Turret to Base:** Connect the assembled missile launcher to the tripod base, ensuring it can

rotate freely.

6. **Assemble the Micro Action Figure:** Put together the micro action figure, attaching the removable combat vest, backpack, and equipping the assault rifle.
7. **Final Placement:** Position the artillery and two ammo pouches around the sandbag firebase as desired.



This image shows the fully assembled Mega Bloks Call Of Duty SAM Turret, complete with the micro action figure, sandbag firebase, and rotating missile launcher.

## OPERATING INSTRUCTIONS

Once assembled, you can interact with your Mega Bloks Call Of Duty SAM Turret model:

- **Turret Rotation:** The missile turret is designed to rotate. Gently turn the turret mechanism to adjust its aiming direction.
- **Figure Posing:** The micro action figure features articulated joints, allowing for various poses. Adjust limbs and accessories as desired.
- **Accessory Placement:** The artillery and ammo pouches can be placed and repositioned on the firebase for dynamic display.

**Note:** This is a static display model and does not fire projectiles.

## MAINTENANCE

To ensure the longevity of your Mega Bloks set, follow these maintenance guidelines:

- **Cleaning:** To clean the blocks, wipe them with a soft, dry cloth. For stubborn dirt, a slightly damp cloth can be used, followed by immediate drying. Do not submerge in water.
- **Storage:** Store the assembled model or individual blocks in a cool, dry place away from direct sunlight to prevent discoloration or warping.
- **Handling:** Handle the model with care to prevent pieces from detaching or breaking.



**Warning:** Small parts. Not suitable for children under 3 years due to choking hazard. Recommended age: 12-15 years.

**TROUBLESHOOTING**

**Missing Pieces**

If you find any pieces missing from your set, please contact Mega Brands customer support with your product model number (6867) and the specific part description.

**Loose Connections**

If pieces do not fit securely, ensure they are correctly aligned and pressed firmly together. Some variation in fit may occur.

**SPECIFICATIONS**

Feature	Detail
Product Dimensions	7.5 x 2 x 8 inches
Item Weight	2.88 ounces
Model Number	6867
Recommended Age	12 - 15 years
Manufacturer	Mattel
Number of Pieces	91


**WARRANTY AND SUPPORT**






Information regarding specific warranty details for this product is not available in the provided data. For product support, missing parts, or further inquiries, please refer to the official Mega Brands website or contact their customer service directly.

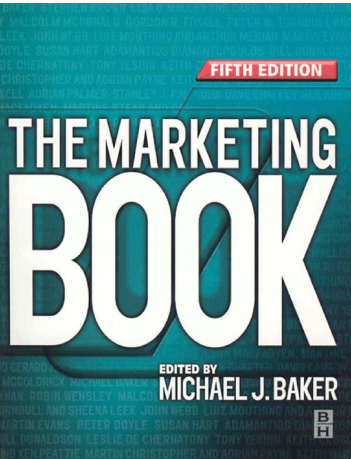
You can visit the official Mega Brands store for more information:[Mega Brands Store](#).

© 2025 Mega Brands. All rights reserved.

**Related Documents - 6867**

	<p><a href="#">MEGA Masters of the Universe Havoc Staff HFC45 Building Set Instructions</a></p> <p>Step-by-step building instructions for the MEGA Masters of the Universe Havoc Staff HFC45 construction set. Learn how to assemble this collectible toy from Mattel.</p>
---	--

	<p><a href="#">MEGA Hot Wheels HW V8 Bomber Monster Truck Building Instructions</a></p> <p>Step-by-step building instructions for the MEGA Hot Wheels HW V8 Bomber Monster Truck construction set (HHD17). Includes assembly guidance, part identification, and safety information.</p>
	<p><a href="#">UNSC Hornet vs. Covenant Vampire Construction Set Assembly Instructions</a></p> <p>Detailed assembly instructions for the MEGA Brands Halo UNSC Hornet vs. Covenant Vampire construction set, including part lists and step-by-step visual guides.</p>
	<p><a href="#">Mega Construx Halo Forgehog vs. Banished Goliath (FVK36) Building Set Instructions</a></p> <p>Step-by-step assembly instructions for the Mega Construx Halo Forgehog vs. Banished Goliath building set (FVK36). Includes parts list and detailed textual descriptions of assembly steps for the vehicle and figures.</p>
	<p><a href="#">Mega Bloks Peek A Blocks Underwater Adventure (GNW64) Building Set Instructions</a></p> <p>Step-by-step assembly instructions and product features for the Mega Bloks Peek A Blocks Underwater Adventure building set (GNW64), designed to nurture toddler motor skills and imagination. Features include easy-grip, stackable blocks and interactive play elements like slides and characters.</p>
	<p><a href="#">MEGA Bloks ABC Musical Train (FWK22) - User Guide</a></p> <p>Explore the MEGA Bloks ABC Musical Train (Model FWK22). This guide provides essential information on battery installation, safety precautions, and proper disposal for this educational children's toy.</p>



[pdf] User Manual

Untitled The Marketing Book Contents vii Consumers decision styles 127 Implications for marketing management 132 Summary and conclusion 138 References Further reading 140 7 Business to business organizational buying behaviour htbiblio yolasite resources Manual Pdf MARKETING TRAINING MANUAL energypedia info Handbuch für making process herunterladen als |||

The Marketing Book This Page Intentionally Left Blank The Marketing Book Fifth Edition Edited b ... expert systems, 198, 21819, 226, 229, 241 legacy systems, 581 Computers for Schools, 301, 676, 678, **6867** Concept development, 31920, 324 Concept engineering, 327 Concept testing, 31920, 327, 328 Conce...

lang:en score:10 filesize: 4.42 M page\_count: 875 document date: 2008-08-28