

Casio MTP-1381L-1AVDF

Casio MTP-1381L-1AVDF Classic Analog Watch User Manual

Model: MTP-1381L-1AVDF

INTRODUCTION

This manual provides essential instructions for the proper setup, operation, and maintenance of your Casio MTP-1381L-1AVDF Classic Analog Watch. Please read this manual thoroughly to ensure optimal performance and longevity of your timepiece.



Figure 1: Casio MTP-1381L-1AVDF Classic Analog Watch

FEATURES

- Precise Japan Quartz Movement for accurate timekeeping.
- Durable Stainless Steel Case with a comfortable Leather Strap and a regular buckle clasp.
- Mineral Crystal for enhanced scratch resistance.
- Convenient Day and Date Display.
- Classic 3-Hand Analog Time Display.
- Water Resistance up to 5 ATM (50 meters), suitable for everyday use and short periods of

recreational swimming.

SETUP

Setting the Time

1. **Pull out the crown:** Gently pull the crown (the knob on the side of the watch) out to the second click position. The second hand will stop.
2. **Adjust the time:** Rotate the crown to move the hour and minute hands. Set the time to your desired current time. Ensure you consider AM/PM for the day/date change. The day and date will change automatically when the time passes midnight.
3. **Push in the crown:** Once the time is set, push the crown back in to the normal position. The second hand will resume movement.

Setting the Day and Date

1. **Pull out the crown:** Gently pull the crown out to the first click position.
2. **Adjust the date:** Rotate the crown clockwise to change the date.
3. **Adjust the day:** Rotate the crown counter-clockwise to change the day.
4. **Synchronize:** After setting the day and date, pull the crown out to the second click position and set the time. Push the crown back in to the normal position.

Note: Avoid setting the date between 9:00 PM and 1:00 AM, as this may interfere with the automatic date change mechanism. If you need to adjust the date during this period, first set the time outside this range, adjust the date, and then reset the correct time.

OPERATING THE WATCH

Your Casio MTP-1381L-1AVDF watch is designed for straightforward operation. Once the time, day, and date are set, it will continuously display the current time, day, and date.

Water Resistance (5 ATM)

This watch is water resistant up to 5 atmospheres (50 meters). This means it is suitable for everyday use and can withstand splashes, rain, and brief immersion in water, such as during recreational swimming. However, it is **not** suitable for diving, snorkeling, or prolonged water activities. Do not operate the crown while the watch is wet or submerged.

MAINTENANCE

General Care

- **Cleaning:** Wipe the watch case and strap with a soft, dry cloth regularly to remove dirt and moisture. For the leather strap, avoid excessive moisture and harsh chemicals.
- **Temperature:** Avoid exposing the watch to extreme temperatures (hot or cold) or sudden temperature changes, as this can affect accuracy and battery life.
- **Chemicals:** Keep the watch away from solvents, detergents, perfumes, and cosmetics, as these can damage the case, strap, or seals.
- **Magnetic Fields:** Avoid placing the watch near strong magnetic fields (e.g., speakers, refrigerators, mobile phones), as this can temporarily affect the watch's accuracy.
- **Impact:** Protect the watch from strong impacts or shocks.

Battery Replacement

The watch is powered by a product-specific battery. When the second hand begins to move in two-second intervals, it indicates that the battery is low and needs replacement. Battery replacement should be performed by a qualified watch technician to ensure proper sealing and water resistance.

Leather Strap Care

The leather strap is susceptible to wear and tear. To prolong its life, avoid prolonged exposure to direct sunlight, excessive moisture, and sweat. If the strap becomes wet, dry it thoroughly with a soft cloth and allow it to air dry naturally, away from direct heat.

TROUBLESHOOTING

Problem	Possible Cause	Solution
Watch stops or runs inaccurately.	Low battery.	Replace the battery by a professional watch technician.
Day/Date does not change at midnight.	Time is set incorrectly (e.g., AM/PM).	Reset the time, ensuring the AM/PM is correct. Advance the time past 12 PM to confirm the day/date changes.
Condensation inside the watch.	Exposure to extreme temperature changes or compromised water resistance.	Immediately take the watch to a qualified service center for inspection and repair.
Crown is difficult to pull out or push in.	Dirt or debris.	Do not force the crown. Take the watch to a service center for cleaning or repair.

SPECIFICATIONS

- **Model Number:** MTP-1381L-1AVDF
- **Movement:** Japan Quartz
- **Accuracy:** +/-20 seconds per month
- **Case Material:** Stainless Steel
- **Band Material:** Leather
- **Clasp Type:** Buckle
- **Crystal:** Mineral
- **Display:** Analog (3-Hand), Day, Date
- **Case Dimensions (Length x Width x Thickness):**46.6 x 39.9 x 8.9 mm
- **Band Width:** 20 mm
- **Water Resistance:** 5 ATM (50 meters)
- **Battery:** 1 Product Specific battery required

PRODUCT OVERVIEW VIDEO

Your browser does not support the video tag.

Video 1: An overview of the Casio MTP-1381L-1AVDF watch, demonstrating its analog display, case dimensions, band width, leather band material, buckle clasp, and how it looks on a wrist. This video highlights key physical features and wearability.




WARRANTY AND SUPPORT




For warranty information and customer support, please refer to the official Casio website or the warranty card included with your purchase. Keep your proof of purchase for any warranty claims.

For further assistance, you may contact Casio customer service directly. Visit the official Casio website for contact details and service center locations.

© 2025 Casio. All rights reserved.

Related Documents - MTP-1381L-1AVDF

	<p>Casio 5716*AR Watch User Manual</p> <p>User manual for the Casio 5716*AR watch, covering time setting, day and date adjustment, water resistance, band care, and general maintenance.</p>
	<p>Casio Watch Model 5225: User Manual, Specifications, and Care Guide</p> <p>Comprehensive guide to operating and maintaining the Casio 5225 watch, including features, specifications, water resistance, and warranty information.</p>
	<p>Casio Module 3780 Watch User Manual</p> <p>Comprehensive user manual for the Casio Module 3780 watch, covering features, functions, water resistance, time setting, alarms, stopwatch, countdown timer, and technical specifications.</p>

	<p>Casio AW-22 Watch User Manual: Features and Operation</p> <p>Comprehensive guide to operating the Casio AW-22 watch module QW-725, covering time setting, alarms, timer, stopwatch, and other functions.</p>
	<p>CASIO 5270 Operation Guide: Setting Time, Day, and Using Minute Counter</p> <p>Detailed operation guide for the CASIO 5270 watch, covering how to set the time and day, use the minute counter for elapsed time measurements, and understand its specifications. Includes instructions for watches with elapsed time bezels and screw lock crowns.</p>
	<p>Casio 5272 Operation Guide: Solar Watch Usage, Charging, and Settings</p> <p>Comprehensive operation guide for the Casio 5272 solar-powered watch. Learn how to set time, day, and day of the week, understand solar charging, battery alerts, and view specifications.</p>