

Bose 626238-0040

Bose SoundTrue Around-Ear Headphones User Manual



INTRODUCTION

Welcome to the user manual for your Bose SoundTrue Around-Ear Headphones. This guide provides essential information for setting up, operating, maintaining, and troubleshooting your headphones to ensure optimal performance and longevity. Please read this manual thoroughly before using your product.

PACKAGE CONTENTS

- Bose SoundTrue Around-Ear Headphones
- Audio cable with in-line remote and microphone
- Carrying case



Bose SoundTrue Around-Ear Headphones folded and placed inside their matching black and mint carrying case.

SETUP

Connecting the Audio Cable


1. Identify the headphone jack located on the left earcup.
2. Insert the smaller end of the audio cable into the headphone jack until it clicks securely into place.
3. Insert the 3.5mm plug into the audio output jack of your compatible device (e.g., smartphone, tablet, computer).

Wearing the Headphones

1. Gently extend or retract the headband to adjust for a comfortable fit over your head.
2. Ensure the earcups fully enclose your ears. The earcups are marked 'L' for left and 'R' for right to indicate proper orientation.



Bose SoundTrue Around-Ear Headphones, black with mint accents, viewed from the front-right.



A person wearing Bose SoundTrue Around-Ear Headphones, connected to a smartphone, demonstrating proper fit.

OPERATING INSTRUCTIONS

Audio Playback and Call Control

The in-line remote and microphone are designed for use with compatible Apple devices (iPod, iPhone, iPad). Functionality may vary when used with other audio devices.

- **Play/Pause:** Press the center button once to play or pause audio.
- **Skip Track:** Press the center button twice quickly for the next track, or three times quickly for the previous track.
- **Answer/End Call:** Press the center button once to answer an incoming call or end an active call.
- **Volume Control:** Use the '+' and '-' buttons on the remote to adjust the audio volume.



Close-up of Bose SoundTrue Around-Ear Headphones showing the detachable audio cable with in-line remote and microphone.

MAINTENANCE AND CARE

Cleaning

- Use a soft, dry cloth to gently clean the surfaces of the headphones.
- Do not use liquid cleaners, sprays, or solvents, as these may damage the product.
- The earcup cushions are made of memory foam and should be kept dry.

Storage

- When not in use, store the headphones in the provided carrying case to protect them from dust, scratches, and potential damage.
- Avoid storing the headphones in areas with extreme temperatures or high humidity.

TROUBLESHOOTING

Issue	Possible Solution
No sound or intermittent sound	Ensure the audio cable is securely connected to both the headphones and the audio device. Test with another audio device or cable if available.
Microphone or remote not working	Verify compatibility with your audio device. Ensure the cable is fully inserted. Clean the 3.5mm jack on your device.
Uncomfortable fit	Adjust the headband and earcup position. Ensure earcups are correctly oriented (L/R).
Sound distortion	Reduce the volume on your audio device. Check the quality of the audio source.

SPECIFICATIONS

Feature	Detail
Model Name	SoundTrue
Model Number	626238-0040
Connectivity Technology	Wired
Headphones Jack	3.5 mm Jack
Ear Placement	Over Ear
Form Factor	Over Ear
Material	Memory Foam
Special Feature	Microphone Included
Compatible Devices	iPod, iPhone, iPad (full functionality), other devices (audio only)
Frequency Range	20 Hz - 20,000 Hz
Impedance	8 Ohm
Item Weight	6.4 ounces (approx. 0.4 lbs)
Manufacturer	Bose Corporation
UPC	017817628112



Diagram showing the dimensions of the Bose SoundTrue Around-Ear Headphones and their carrying case.




WARRANTY AND SUPPORT




Bose products are engineered for durability and high performance. For specific warranty details pertaining to your SoundTrue Around-Ear Headphones, please refer to the warranty card included with your product packaging or visit the official Bose website.

For technical assistance, product registration, or customer service inquiries, please visit the Bose support portal at www.bose.com/support or contact Bose customer service directly.

© 2024 Bose Corporation. All rights reserved.

Related Documents - 626238-0040

	<p>Bose QuietComfort Ultra Headphones Troubleshooting: Reset, Restore, and Update</p> <p>Comprehensive guide to troubleshooting your Bose QuietComfort Ultra headphones. Learn how to reset, restore to factory settings, and update firmware with clear, step-by-step instructions.</p>
	<p>Bose SoundLink Around-Ear Wireless Headphones II Owner's Guide</p> <p>This guide provides comprehensive instructions for the Bose SoundLink Around-Ear Wireless Headphones II, covering setup, operation, safety precautions, troubleshooting, and technical specifications.</p>
	<p>Bose SoundLink On-Ear Bluetooth Headphones Quick Start Guide</p> <p>Quick start guide for Bose SoundLink on-ear Bluetooth headphones, covering pairing, controls, charging, troubleshooting, and technical specifications. Learn how to connect and use your wireless headphones.</p>

 <p>NOISE CANCELLING HEADPHONES 700 + CHARGING CASE</p> <p>START HERE →</p>	<p>Bose Noise Cancelling Headphones 700 + Charging Case: Quick Start Guide</p> <p>Learn how to set up your Bose Noise Cancelling Headphones 700 with the Bose Music app. This guide covers initial connection, charging, and essential safety information for your audio experience.</p>
 <p>SPORT EARBUDS</p>	<p>Bose Sport Earbuds User Manual: Setup, Safety, and Troubleshooting Guide</p> <p>Comprehensive user manual for Bose Sport Earbuds, detailing setup, safe usage, features, care, and troubleshooting steps to enhance your audio experience.</p>
 <p>SLEEPBUDS™ II</p> <p>START HERE →</p>	<p>Bose Sleepbuds II: Quick Start Guide</p> <p>A concise guide to setting up your Bose Sleepbuds II using the Bose Sleep app. Learn how to download the app, connect the charging case, and configure your earbuds.</p>