

Inglesina AY90F6BLKUS/D

Inglesina Fast Table Chair Instruction Manual

Model: AY90F6BLKUS/D

Brand: Inglesina

1. PRODUCT OVERVIEW

The Inglesina Fast Table Chair is a portable and convenient seating solution designed for babies and toddlers. It allows your child to sit directly at the table with the family, fostering interaction and independence. This chair is suitable for children aged 6 to 36 months, with a maximum weight capacity of 37 lbs (16.7 kg).



Figure 1: Inglesina Fast Table Chair (Black)

This image displays the Inglesina Fast Table Chair in its standard black color, highlighting its compact and sturdy design. The chair is designed to attach securely to most tables, providing a safe and comfortable seating option for your child.

2. SAFETY INFORMATION

Always prioritize your child's safety. Read and understand all instructions before use. Failure to follow these instructions could result in serious injury.

- Ensure the chair is securely attached to a stable table before placing your child in it.
- Always use the three-point harness to secure your child in the chair.
- Never leave your child unattended in the chair.
- Do not use the chair on glass tables, tables with loose tops, or tables that are not sturdy enough to support the child's weight and the chair.
- The chair is designed for children aged 6 to 36 months, weighing up to 37 lbs (16.7 kg). Do not exceed these limits.
- Keep children away from moving parts during assembly and adjustment.
- This product is free of regulated BPA, lead, and phthalates.

3. COMPONENTS

The Inglesina Fast Table Chair typically includes the following components:

- Fast Table Chair unit with integrated seat and backrest.
- Two twist-tight couplings for table attachment.
- Integrated three-point safety harness.
- Rear storage pocket.
- Built-in carry bag (located under the seat).

Note: Optional accessories such as the Fast Dining Tray are sold separately.

4. SETUP AND INSTALLATION

Follow these steps to properly set up and install your Inglesina Fast Table Chair:

1. **Unfold the Chair:** Remove the chair from its carry bag. Unfold the chair until the seat and backrest are fully extended.
2. **Prepare the Table:** Ensure the table surface is clean, dry, and stable. The table must be between 0.8 inches (2 cm) and 3.5 inches (9 cm) thick. The table skirt or lip must be at least 3.2 inches (8.3 cm) from the edge of the table to allow proper clamp attachment.
3. **Attach to Table:** Position the chair so the two arms with the twist-tight couplings are aligned with the edge of the table. Slide the chair onto the table edge.
4. **Secure the Couplings:** Turn the twist-tight couplings clockwise until they are firmly secured against the underside of the table. Ensure there is no movement or wobbling. The chair should be completely stable.
5. **Verify Security:** Before placing your child in the chair, gently push down and pull up on the chair to confirm it is securely attached and does not move.

Fits Most Tables

Simple twist-tight couplings
keeps tables scratch-free

Suitable for tables
0.8-3.5 in (2-9 cm) thick



Skirt must be at least 3.2 in
(8.3 cm) from edge of table

Figure 2: Table Compatibility Requirements

This image illustrates the specific table thickness (0.8-3.5 inches) and table skirt clearance (at least 3.2 inches) required for safe and secure attachment of the Inglesina Fast Table Chair.



Lightweight + Collapsible

weight: 4.2 lbs (1.9 kg)

Figure 3: Collapsible Design for Portability

This image demonstrates the collapsible nature of the Fast Table Chair, showing it in both its open, ready-to-use state and its compact, folded state, emphasizing its lightweight design (4.2 lbs).

5. OPERATING INSTRUCTIONS

Once the chair is securely installed on the table, you can place your child in it:

1. **Place Child in Chair:** Gently place your child into the seat, ensuring they are seated comfortably and upright.
2. **Secure Harness:** Fasten the three-point safety harness around your child. Adjust the straps to ensure a snug but comfortable fit. The harness should not be too tight or too loose.
3. **Supervise:** Always supervise your child while they are in the Fast Table Chair.



Easy Comfort

High backrest | Padded seat | Easy-to-clean

Figure 4: Child Seated in Fast Table Chair

This image shows a baby comfortably seated in the Inglesina Fast Table Chair, demonstrating the high backrest and padded seat designed for comfort during meal times. An optional dining tray is also visible.

6. MAINTENANCE AND CLEANING

Regular cleaning and maintenance will prolong the life of your Fast Table Chair:

- **Spot Cleaning:** For minor spills, wipe the fabric with a damp cloth and mild soap.
- **Deep Cleaning:** The fabric cover is removable and washable. It is recommended to hand wash the cover. Refer to the care label for specific washing instructions. Ensure the cover is completely dry before reattaching it to the chair frame.
- **Frame Cleaning:** Wipe the metal and plastic parts of the frame with a damp cloth. Do not use abrasive cleaners or solvents.
- **Storage:** When not in use, fold the chair and store it in its built-in carry bag. Store in a cool, dry place away from direct sunlight.



Perfect for Home + Travel

Award-winning | Montessori inspired

Figure 5: Chair in a Travel Setting

This image shows the Inglesina Fast Table Chair attached to an outdoor picnic table, demonstrating its versatility for both home and travel use. Its easy-to-clean fabric makes it ideal for various environments.

Fast Table Chair

For children between 6 months - 36 months,
up to 37 lbs.



Figure 6: Integrated Carry Bag

This image highlights the convenient built-in carry bag located under the seat of the Fast Table Chair, making it easy to transport and store when folded.

7. TROUBLESHOOTING

If you encounter any issues with your Inglesina Fast Table Chair, refer to the following common solutions:

Problem	Possible Cause	Solution
Chair is not stable on the table.	Couplings are not tightened sufficiently, or table is incompatible.	Ensure twist-tight couplings are fully tightened. Verify table thickness (0.8-3.5 inches) and skirt clearance (at least 3.2 inches). Do not use on unstable or glass tables.
Food falls into the gap between the chair and table.	This is a common characteristic of table chairs.	Consider using a bib with a large pocket to catch food. An optional Fast Dining Tray (sold separately) can also help contain messes.

Problem	Possible Cause	Solution
Difficulty folding/unfolding the chair.	Mechanism might be stiff or not aligned correctly.	Ensure all parts are aligned. Apply gentle, even pressure. Refer to the folding instructions in the user manual.

8. SPECIFICATIONS

Key technical specifications for the Inglesina Fast Table Chair:

Product Dimensions: 11 x 14 x 17 inches (27.9 x 35.6 x 43.2 cm)

Item Weight: 4.2 pounds (1.9 kg)

Maximum Weight Recommendation: 37 pounds (16.7 kg)

Age Range (Description): 6 months - 36 months

Material Composition: Polyester

Care Instructions: Hand Wash Only (removable cover)

Table Thickness Compatibility: 0.8 to 3.5 inches (2 to 9 cm)

Model Number: AY90F6BLKUS/D

9. WARRANTY AND SUPPORT

Inglesina products are designed with quality and safety in mind. For detailed warranty information and customer support, please refer to the official documentation provided with your product or visit the Inglesina website.




You can also find additional resources and support documents online:

- [User Manual \(PDF\)](#)
- [Installation Manual \(PDF\)](#)
- [Warranty \(PDF\)](#)

For further assistance, please contact Inglesina customer service through their official channels.

Related Documents

<div><p>LIMITED (twenty-four (24) months) WARRANTY for United States Only</p><p>Coverage: Inglesina, Inc. ("Inglesina") warrants that its AY90F6BLKUS/D product, when properly used, is free from defects in materials and workmanship under normal use and conditions for a period of twenty-four (24) months from the date of purchase. This warranty is limited to the repair or replacement of the product or its components, at Inglesina's discretion, and does not include labor charges, shipping, handling, or any other costs. This warranty is void if the product is damaged, altered, or misused, or if it is not used in accordance with the instructions provided in the user manual. For more information, please refer to the full warranty document.</p><p>How to Claim: To make a warranty claim, you must provide proof of purchase (receipt or invoice) and contact Inglesina customer service at 1-800-828-8888 or visit our website at www.inglesina.com. We will provide instructions on how to proceed with your claim.</p><p>Exclusions: This warranty does not cover damage caused by accidents, misuse, neglect, or unauthorized repairs. It also does not cover the product if it has been used for commercial purposes or if it is not the original Inglesina product.</p><p>Important Notes: This warranty is provided by Inglesina, Inc. and is not transferable. It is valid only in the United States. For more information, please refer to the full warranty document.</p></div>	<p>Inglesina Limited Warranty for United States</p> <p>This document outlines the limited twenty-four (24) month warranty provided by Inglesina USA Inc. for its products in the United States. It details coverage, exclusions, and the process for making a warranty claim, emphasizing the need for proper use, maintenance, and original proof of purchase.</p>
--	---

 <p>Inglesina ELYSIA™ Nursing Pillow</p> <p>IMPORTANT - READ THESE INSTRUCTIONS CAREFULLY BEFORE USE AND KEEP FOR FUTURE REFERENCE.</p>	<p>Inglesina ELYSIA™ Nursing Pillow User Manual and Safety Guide</p> <p>Comprehensive guide for the Inglesina ELYSIA™ Nursing Pillow, covering assembly, usage, safety warnings, maintenance, and warranty information. Ensure safe and optimal use for mother and baby.</p>
 <p>Inglesina</p>	<p>Inglesina Travel Systems & Strollers: Otutto Deluxe, Trilogy, Quad & More</p> <p>Explore the range of Inglesina travel systems and strollers, including models like Otutto Deluxe, Trilogy, Quad, Zippy Pro, Trip, Espresso, Net, and Twin Swift. Discover quality, comfort, and style for your child.</p>
 <p>Inglesina WAVE SWING</p> <p>IMPORTANT - READ THESE INSTRUCTIONS CAREFULLY BEFORE USE AND KEEP FOR FUTURE REFERENCE.</p>	<p>Inglesina WAVE SWING Instruction Manual - Safety and Usage Guide</p> <p>Comprehensive instruction manual for the Inglesina WAVE SWING baby swing, covering assembly, safety guidelines, usage, maintenance, and warranty information. Available in multiple languages.</p>